



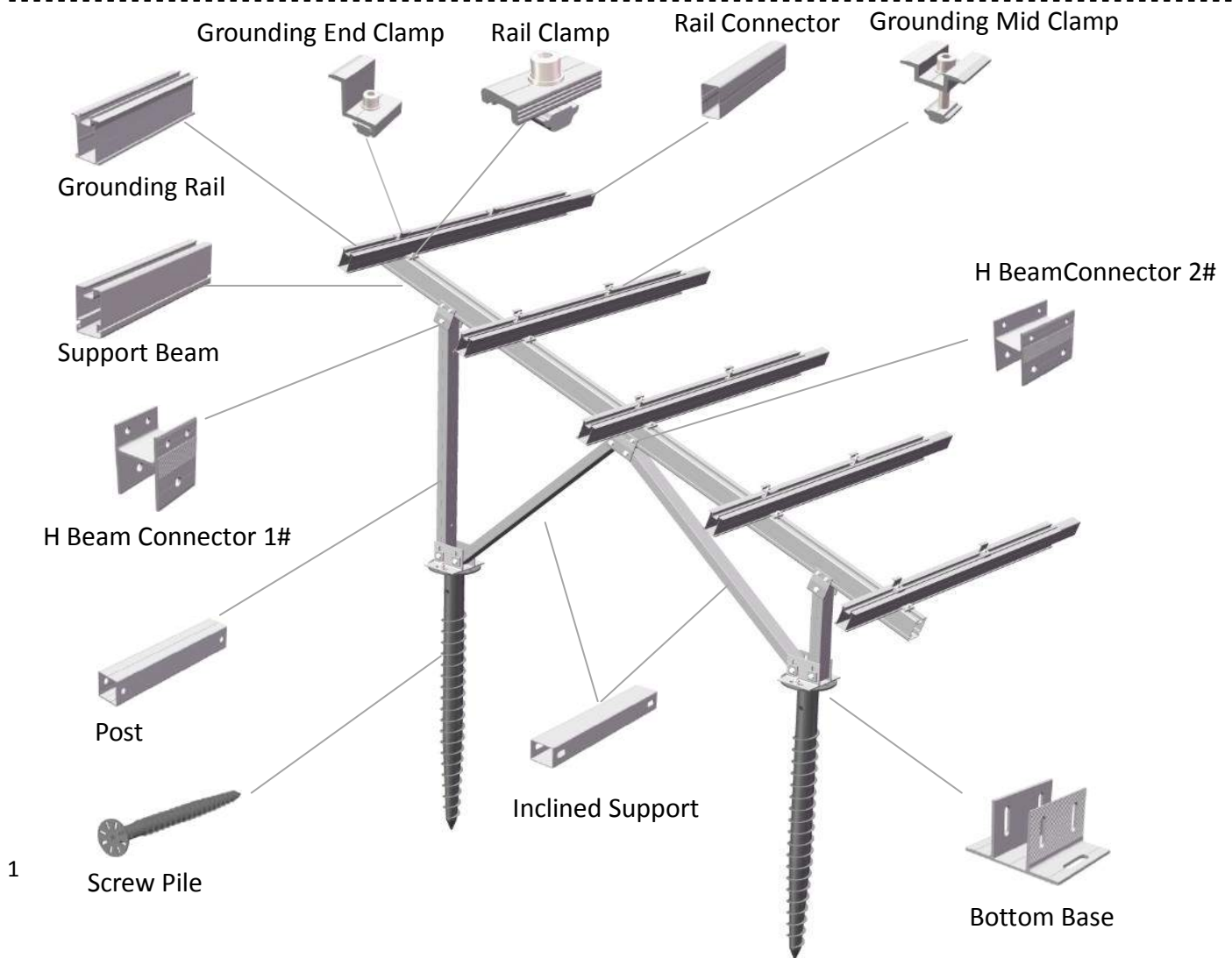
Technical Information

| | |
|--------------------|--|
| Install Site | Open Terrain |
| Tilt Angle | 5°~60° |
| Snow Load | 1.5KN/m ² |
| Module Orientation | Landscape or Portrait |
| Foundation Type | Concrete Base or Screw Pile |
| Material | Anodized Aluminum 6005-T5 (AL6005-T5), Stainless Steel 304 (SUS 304) |
| Design Standard | JIS C8955: 2011 |
| Warranty | 12years quality guaranty |





Features

1. Products using aluminum alloy 6005-T5 (AL6005-T5) and stainless steel 304 (SUS 304), high strength, corrosion resistance is good
2. Most of the components are pre-assembled before shipment, there is no need to drilling, cutting and other operations on site, simply adjust locking to complete the installation
3. Screw Pile and concrete foundations optional
4. Compatible with most modules and most wind loads
5. Smart design reduce the difficulty of the installation on the most condition.

System Overview



Pre-assembled Mounting Types

| | |
|--|--|
|  <p>No Front Leg Type: Application for ground clearance is lower than 500mm.</p> |  <p>W Type: Application for strong wind speed and snow load area.</p> |
|  <p>N Type: Application for general conditions.</p> |  <p>Several V Types: Application for many rows layout.</p> |


Aluminum Ground Mounting System




Adjustable Range



Ground Screw



45mm adjustable



40mm adjustable



30mm adjustable

Pre-assembled Mounting Parts

▼ N Type Pre-assembled



▼ N type mounting spread process



▼ N type mounting unfold status



▼ W Type Pre-assembled



▼ W type mounting spread process



▼ W type mounting unfold status



▼ No Front Leg Type Pre-assembled



▼ Spread Process



▼ Unfold Status



Connector

▼ Grounding Rail Connector: Use 8 pcs 6.3x25mm self-drilling screw to fix



▼ Main Beam Connector: Use 8pcs 6.3x25mm self-drilling screw to fix



Back Structure Installation Guide



Installation Guide



① Screw Pile Installation



② Pre-assembled Mounting Parts Installation



③ Finish the pre-assembled installation




④ Grounding Rail and Back Structure installation



⑤ Finish Grounding Rail and Back Structure installation



⑥ Put the panel on that, use mid clamp and end clamp to fix them.

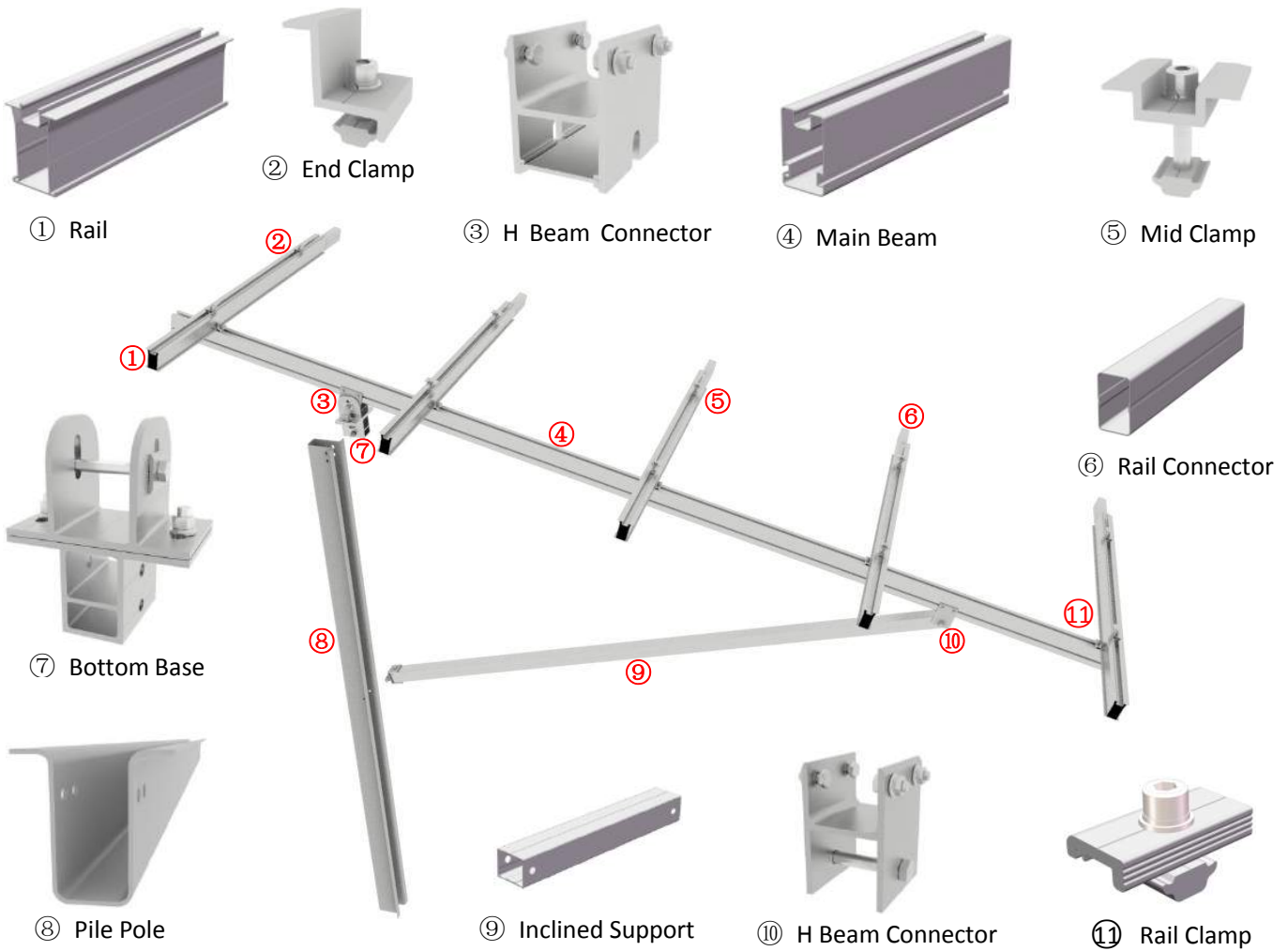


| Technical Information | |
|-----------------------|--|
| Tilt Angle | 5° ~ 60° |
| Max Wind Speed | 42 m/s |
| Max Snow Load | 1.5KN/m ² |
| Material | Galvanized Steel Q235 & Aluminum 6005-T5 |
| Warranty | 12 years quality warranty |

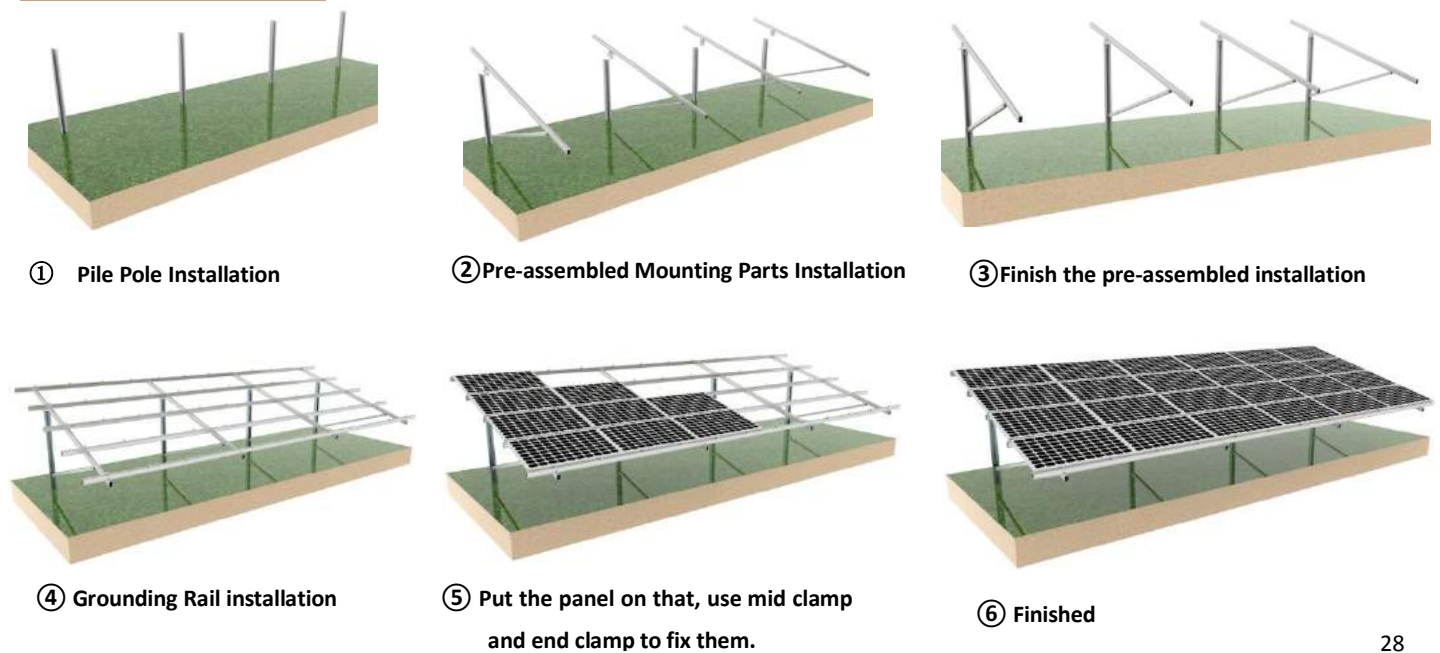
Features

1. Suitable for different regions, such as low-cost concretes and high wind and heavy snow regions.
2. Ground screw foundation and concrete foundation can be acceptable
3. Parts have been high pre-assembly on factory to save your installation time
4. Simple and fast installation
5. High quality galvanized steel material

System Overview



Installation Guid



Galvanized Steel Ground Mount System




| Technical Information | |
|-----------------------|---------------------------|
| Tilt Angle | 5° ~ 60° |
| Max Wind Speed | 55 m/s |
| Max Snow Load | 1.4KN/m ² |
| Material | Galvanized Steel Q235 |
| Warranty | 12 years quality warranty |

Features

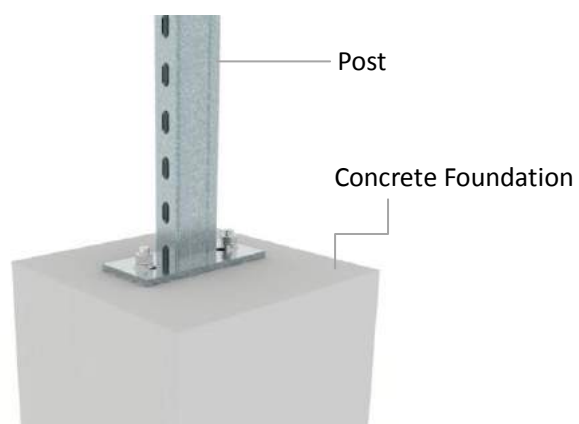
1. Suitable for different regions, such as low-cost concretes and high wind and heavy snow regions.
2. Ground screw foundation and concrete foundation can be acceptable
3. Parts have been high pre-assembly on factory to save your installation time
4. Simple and fast installation
5. High quality galvanized steel material



Foundation Types

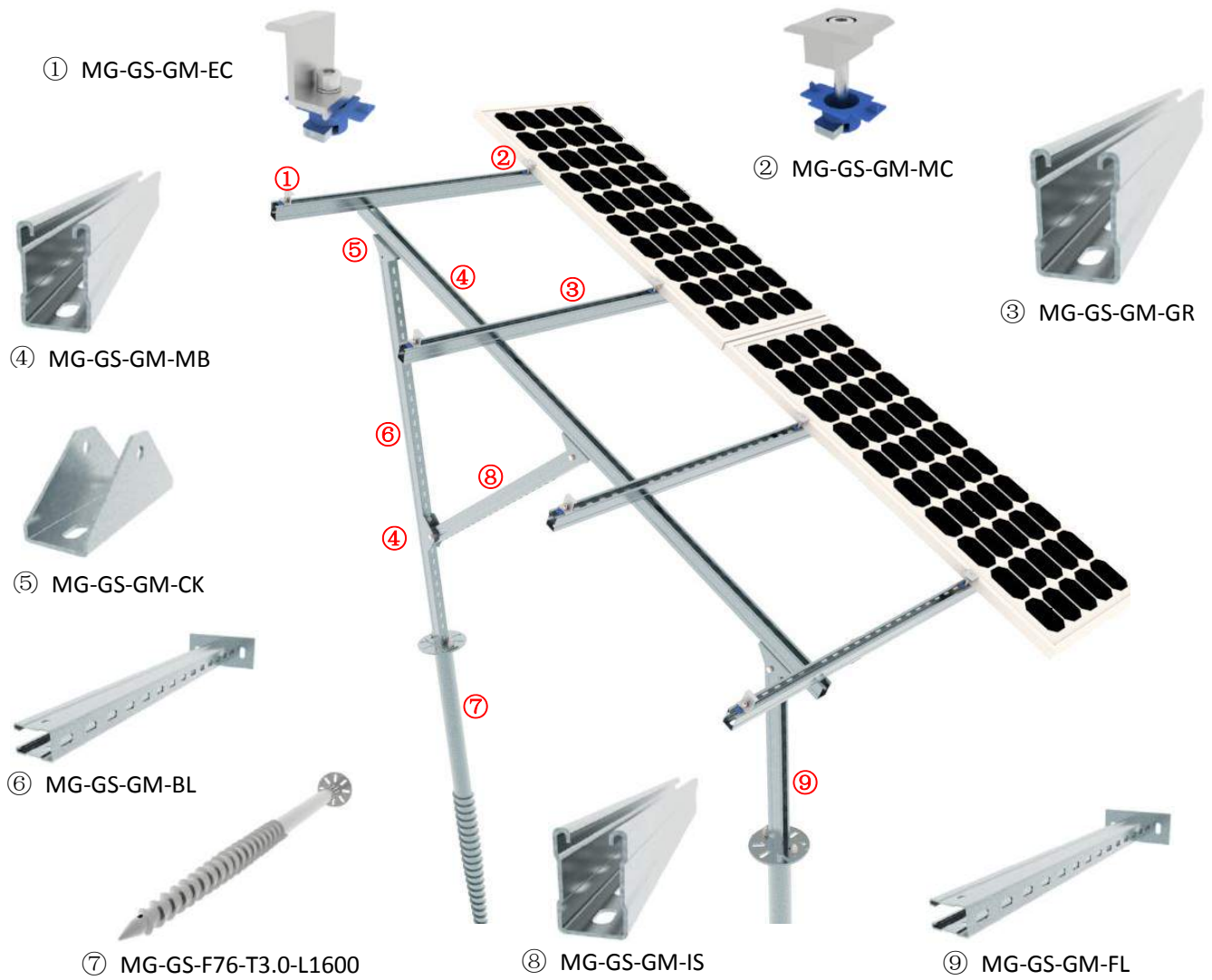


Screw Pile Foundation





Concrete Foundation

System Overview




Side View of Galvanized Steel Mount System





| Technical Information | |
|-----------------------|----------------------|
| Installation Site | Open Field or Ground |
| Tilt Angle | 5° ~60° |
| Max Wind Speed | 60 m/s |
| Max Snow Load | 1.4KN/m ² |
| Standard | TUV&AS-NZS 1170 |
| Material | AL6005-T5 & Q235 |
| Warranty | 10 Years |

System Overview



Pole Mount 4#

Features & Benefits

- Rails are made from 6005-T5 Aluminum, the other parts are made from galvanized steel
- Suitable for different regions, such as low-cost concretes and high wind and heavy snow regions.
- Simple and fast installation: Parts have been high pre-assembly on factory to save your installation time
- Concrete foundation can be acceptable
- High quality galvanized steel material



Pole Mount 6#



Pole Mount 8#