

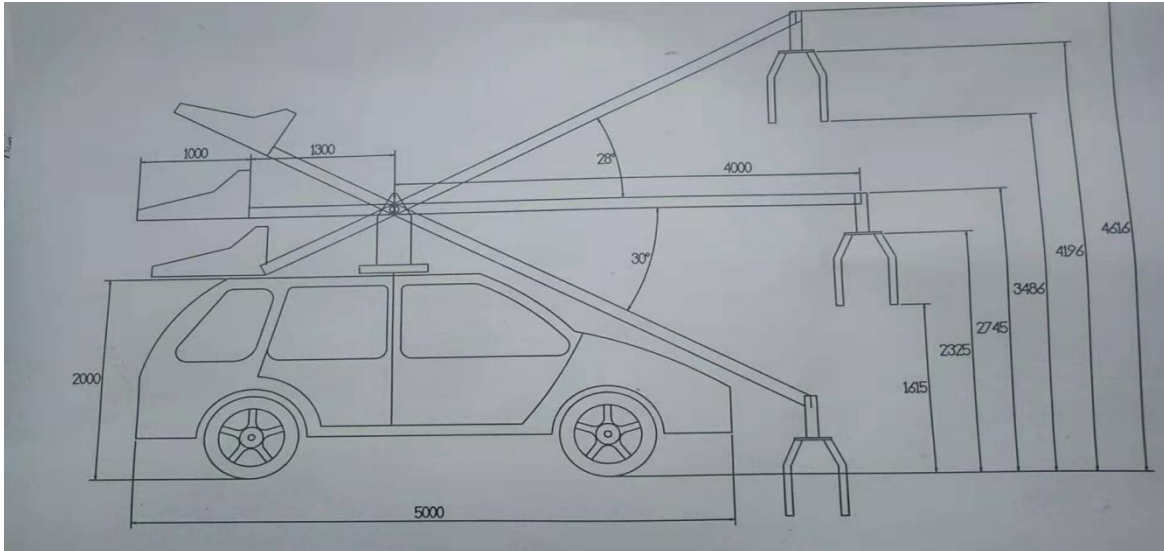
## Car Mount Camera Crane Information

Car mount camera crane jib is a camera jib installed on cars. It is used to support cameras while shooting fast moving pictures like action movies etc.

It is applicable for all types of vehicles or transport means such as ships or boats.

The driving speed is as high as 150 kilometers per hour.









There are two different configurations for this camera crane, standard and high configuration with two different arm length options, 5 meters and 6 meters.




## Parameters

Car Mount Camera Crane Parameter Sheet		
	Standard	High configuration
Motor	<b>Joint venture motor</b>	<b>Imported motor</b>
Arm	Round pipe arm, imported aviation aluminum alloy material, diameter of pipe arm: 110mm	Round pipe arm, imported aviation aluminum alloy material, diameter of pipe arm: 110mm
	Length: 5m/6m	Length: 5m/6m
Arm Postion limit	Mechanical control	Electrical control
Arm connection	Soft connection with wiring	Hard connction with reinforced tubes
Arm Rotation Speed	10 times/minute	10 times/minute
Gear	<b>Russian reducer, gear, sliding bearing</b>	<b>Russian reducer, gear, sliding bearing</b>
Control Box	<b>Domestic-made control box with joysticks</b>	<b>imported-made control box with joysticks</b>
Battery Box	48V battery box	48V battery box
Balance counterweight	yes	yes
Shock Absorption	Mechanical shock absorption system	Mechanical shock absorption system
Weight Capacity	70KGS	70KGS
Monitor	10 inches monitor Support HDMI signal	10 inches monitor Support HDMI signal
Max Driving speed	140kmh	150kmh

**Main unit**

	<b>Standard</b>	<b>High configuration</b>
Crane arm:5m/6m	Wire connected 	hard tube connected 
<b>Control box</b>		
<b>Monitor</b>	10 inches HDMI 	10 inches HDMI 
<b>Battery case</b>		

## Connection method





## FAQ

Q: What cameras are applicable?

A: **We apply mechanic arm and the customer will use their own dutch heads and the dutch head decides what type or brand of cameras will be used.**

Q: Arm rotation speed **A: 10 times per minute.**

Q: Continuous working time?

**A: over 8 hours**

Q: Max number of turns?

**A: Vertical 55 degrees and horizontal 1080 degrees**

Q: Method of control? **A: X by wire**

Q: Assist device. **A: Equipped.**

Q: Does the machine have the overload indicator? **A: Yes**

Q: What is the max lens height? **A: Usually 4 meters. Different with cars.**

Q: Water proofing grade: **1<sup>st</sup> grade.**

Q: Dust proofing grade? **A: 3<sup>rd</sup> grade**

**Q: How to install the crane on car? A: The crane is welded on the top of car.**

## Package size

Package 1: 2.06m 0.54m 0.33m 76KGS

Package 2: 1.73m 0.65m 0.75m 315KGS

Package 3: 0.75m 0.65m 0.3m 41KGS



## Contact

Vivien

Sales manager

Telephone: +86 17642056231

WhatsApp: +86 17642056231

Skype: live:vivienjin007