



## Company profile

公司简介



青州多汇新材料科技有限公司是国内顶尖的蒸发冷却垫生产线设备、相关原料、通风冷却系统及家禽养殖设备的专业制造商。

公司是集产品设计研发，制造，销售于一体的企业。主要产品有蒸发冷却垫生产线及配件、家禽养殖场设备及配件、通风排风机、蒸发冷却垫、牛皮纸、酚醛树脂、脲醛树脂、防水乳液、建筑乳液、纺织乳液、包装乳液等，并拥有专业的设计开发部门，提供优质的售前和售后服务。

公司拥有国际先进水准的数控流水线加工设备，从国内知名大型企业购进标准合格的原材料，保证了产品的可靠、美观。

以专业技术、专业服务为宗旨，真诚欢迎您的光临和技术交流。

Duohui New Material Technology Co., Ltd is a top professional manufacturer of evaporative cooling pad production line equipment, relevant raw materials, ventilation cooling system and poultry farm equipment in China.

Our main products include evaporative cooling pad production line and accessories, poultry farm equipment and accessories, ventilation exhaust fans, evaporative cooling pads, kraft paper, phenolic resin, urea-formaldehyde resin, waterproof emulsion, construction emulsion, textile emulsion, and packaging emulsion. More importantly, we have our professional design and development department, providing the best pre-sale service and after-sale service. Sincerely welcome for your visit and technique communication.

## Push-pull Centrifugal Fan 推拉式风机



### 性能简介

- ▶ 风机特殊的风叶形状设计使其可自行清洁以达到最佳效率，扇叶采用不锈钢材料经模具冲压成型，风机扇叶均经过先进的电脑动平衡测试仪矫正，动平衡量控制在1g之内，使风机运行平稳、振动小、噪音小、增强整机稳定性。
- ▶ 离心打开机构可保证百叶窗完全打开或关闭，使百叶窗开启时阻力最小，风机流量最大；关闭时严密，能有效阻挡舍外的风和光线进入舍内。
- ▶ 百叶窗链接件采用优质尼龙制成，确保使用寿命；打开灵活，保证百叶窗不变形，运行平稳。

### PROPERTIES

- The special designed fan blade shape could self-cleaning to ensure high efficient operation, blades made of stainless steel through punch forming. All the blades been tested and calibrated by advanced computer dynamic balance measure instrument, dynamic balance been controlled within 1g, make sure running smoothly, small vibration, low noise and high airflow.
- Adopting centrifugal opening system assure to open and closed the shutter completely, when the shutter open make sure the lowest air resistance, highest air volume. The shutter could closed completely, useful resistance to wind and sunshine.
- Shutter connection accessories made of good quality nylon material, long life, easy open, make sure the shutter no changing, working stable.



扇叶是由不锈钢材料经模具冲压成型制成，无灰尘，美观耐用。特殊的叶片形状设计保证风量最大，不变形，不破裂；不锈钢厚度1.2mm，表面光洁度等级：BA级别。

Fan blade is made of stainless steel by punch forming, no dust, attractive and durable. Special blade shape design ensure large air volume, no deformation, no broken, keep air volume same all the way. Thickness 1.2mm, surface finish BA grade.



电机有国产名牌电机和西门子电机供客户选择，可根据客户需要电压、频率定制；国产电机加入缺相保护装置，当电源缺相时进行断电控制；电机均采用防护等级：IP55、绝缘等级：F级。

Motor: both China high quality motor and Siemens motor are available. Approved by CCC certificate, protection level: IP55, insulation level: F class.



皮带采用日本进口三星或三力士品牌皮带，确保使用寿命，免维护；B型皮带使用寿命五年以上。

V-Belt: imported Japan Mitsuboshi or Sanlux belt, B type belt make sure use at least 5 years.



风机轴承均采用法国进口双列轴承，特殊的防水设计，使水不能进入轴承，强度高、噪音小、寿命长、免维护。

Fan bearing adopts imported double-row bearing with special waterproof design, water can't enter. High strength, lower noise, maintenance free and long service life.



离心打开机构可保证百叶窗完全打开或关闭，使百叶窗开启时阻力最小，风机流量最大；关闭时严密，能有效阻挡舍外的风和光线进入鸡舍；采用优质尼龙PA66制成，确保打开机构使用寿命。

Centrifugal system open the shutters at complete 90 degree to ensure the lowest air resistance and biggest air volume, when close, the sealing can efficiently block light and wind into the poultry farm house. Adopt high quality nylon PA66 to ensure the long service life.

### 技术参数 Technical parameter

型号/规格 Type / specification	风叶直径 Blade diameter (mm)	风叶转速 Blade speed (r/min)	电机转速 Motor speed (r/min)	风量 Air flow (m³/h)	全压 Total pressure (Pa)	噪音 Noise (Db)	输入功率 Input power (W)	额定电压 Voltage (V)	长 L (mm)	宽 W (mm)	高 H (mm)
MODEL-800	710	540	1400	28000	70	≤70	370	380	800	800	450
MODEL-1000	900	440	1400	32000	70	≤70	550	380	1000	1000	450
MODEL-1100	1000	440	1400	35000	70	≤70	750	380	1100	1100	450
MODEL-1380	1250	460	1400	44000	56	≤70	1100	380	1380	1380	450
MODEL-1530	1400	440	1400	55800	60	≤70	1500	380	1530	1530	450

# Heavy Hammer Exhaust Fan

## 重锤式风机



### 性能简介

- 风机的扇叶都经过静态平衡的测量分重，每台风机的扇叶都经过动态平衡校准，动平衡量控制在1g以内，达到国际同行业的最高水平。合理的扇叶结构设计保证了高强度、大风量、低噪音的使用效果。
- 高强度的铝镁合金皮带轮，经过喷砂处理，提高美观度，消除内应力，有效的提高了自身强度。
- 7道严格的质量检测程序：噪音检测，振动检测，静态平衡检测，动态平衡检测，转动同心性能检测，风叶转速检测，整机效率检测。
- 高性能的380V国产品牌电机（IP55标准的防护等级，F级的绝缘等级）。

### PROPERTIES

- Fan blade is tested and calibrated by advanced computer dynamic balance measure instrument, dynamic balance been controlled within 1g, reach the international highest standard, reasonable design insure running smoothly, small vibration, low noise and high airflow.
- Fan belt pulley is made of high strength aluminum-magnesium alloy through sand blasting treatment, eliminate internal stress to improve its own rigidity usefully.
- Seven strict quality control procedures, noise testing, vibration testing, static balance testing, dynamic balance testing, rotation concentricity testing, fan speed testing, complete machine efficiency testing.
- High-performance domestic brand motor (IP55 standard protection grade, F-class insulation grade).



皮带轮均采用高强度铝镁合金压铸制成，重量轻，耐腐蚀性能强，减轻扇叶重量；特殊三根加强筋皮带轮设计；表面经过喷砂处理，提高美观性，消除内应力，有效提高了自身强度，永无断裂。  
Fan belt pulley is made of high strength aluminum-magnesium alloy by die-casting which reduce the weight of blade impeller completely, high corrosion resistance. Special three reinforced ribs pulley design. Blast-sanding treatment for attractive appearance, eliminate internal stress to improve its own rigidity and stability, never broken.



采用高强度专用铆钉，牢固性好，永不松动。  
Adopt high strength specialized rivet, good fastness, never loose.



采用高强度尼龙摆转重锤打开机构保证百叶窗打开、关闭灵活稳定。  
Swung drop hammers which are made of high quality nylon would guarantee the shutters open and close easily and steadily.



自动涨紧机构，皮带不会松带、掉带。  
Automatic belt tensioner ensure the belt no loose, no drop.



配备了高效率的节能电机，通过国家CCC认证，防护等级IP55，绝缘等级F级。有西门子等其他多种品牌供您选择。  
Equipped with high efficient and energy-saving motor, with national CCC certification, IP55, Insulation F. Siemens or other motor bands for your better choice.

### 技术参数 Technical parameter

型号/规格 Type / specification	风叶直径 Blade diameter (mm)	风叶转速 Blade speed (r/min)	电机转速 Motor speed (r/min)	风量 Air flow (m³/h)	全压 Total pressure (Pa)	噪音 Noise (Db)	输入功率 Input power (W)	额定电压 Voltage (V)	长 L (mm)	宽 W (mm)	高 H (mm)
MODEL-800	710	660	1400	28000	70	≤70	370	380	800	800	400
MODEL-1000	900	560	1400	32000	70	≤70	550	380	1000	1000	400
MODEL-1100	1000	470	1400	35000	70	≤70	750	380	1100	1100	400
MODEL-1380	1250	420	1400	44000	56	≤70	1100	380	1380	1380	400
MODEL-1530	1400	420	1400	55800	60	≤70	1500	380	1530	1530	400

## Glass Fiber Reinforced Plastic Fan

### 玻璃钢风机



#### 性能简介

- ▶ 外壳采用高强度防腐 FRP 材料一次成型，壳体表面涂有一层亮面胶衣，美观大方。
- ▶ 采用国际最先进的高效全密闭直连铝壳电机，永不生锈，而且有效避免了因皮带打滑、断裂带来的能量损失与维护费用。
- ▶ 十字型电机支架为不锈钢材质，扇叶盘采用铝合金压铸成型，耐腐蚀，强度高。
- ▶ PVC 百叶窗，防腐蚀，耐老化。
- ▶ FRP 一体压铸扇叶，重量轻，效率高。

#### PROPERTIES

- High strength anti-corrosion FRP material complete forming frame the frame surface coated with glue layer.
- Use the international advanced high efficiency fully enclosed direct driven aluminum shell motor, never rust.
- Cross shape motor bracket use stainless steel material, the fans panel is used aluminum alloy die-casting forming, corrosion resistance and strength.
- PVC material shutter, anti corrosion, resistance to aging.
- FRP integrated die casting blades, light weight, high efficiency.



#### 技术参数 Technical parameter

型号/规格 Type / specification	风叶直径 Blade diameter (mm)	风量 Air flow (m³/min)	输入功率 Input power (W)	额定电压 Voltage (V)	长 L (mm)	宽 W (mm)	高 H (mm)
MODEL-850	710	30000	370	380	850	850	480
MODEL-1060	900	34000	550	380	1060	1060	550
MODEL-1260	1070	40000	750	380	1260	1260	560
MODEL-1460	1220	44500	1100	380	1460	1460	600

## Push-pull Shutter Cone Fan

### 推拉拢风筒风机

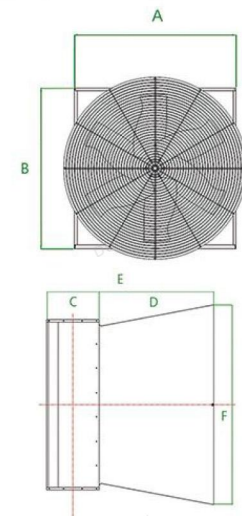


#### 性能简介

- ▶ 风机百叶窗开启通过风机中间的离心机构打开或关闭，打开机构保证百叶窗在风机运行时完全打开，将百叶窗产生的风阻降到最低，有效提高风机运行效率，配合加长喇叭口设计，让该风机在隧道式通风情况下真正实现高压、低能耗、大风量。
- ▶ 风机扇叶均采用特殊形状设计使其可自行清洁以达到最高效率，扇叶采用自洁不锈钢材料经模具冲压成型制成，风量、不变形、不断裂、不挂灰、美观耐用。

#### PROPERTIES

- Unique push-pull opening system. The push-pull system make sure the shutters could open and close completely. Minimize the wind resistance and greatly improve the operating efficiency; with extended cone design to guarantee that it can achieve high wind pressure, low energy consumption and big air flow in tunnel ventilation condition.
- Fan blade is special designed for the highest efficiency volume which made of special stainless steel blades punch forming. Large air volume, no deformation, no broken, no dust, attractive and durable.



#### 技术参数 Technical parameter

型号/规格 Type / specification	风叶直径 Blade diameter (mm)	风叶转速 Blade speed (r/min)	风量 Air flow (m³/min)	全压 Total pressure (Pa)	噪音 Noise (Db)	输入功率 Input power (W)	电源参数 Power parameter	外形尺寸 Dimension (mm)
MODEL-1000	900	440	33000	70	≤64	550	380/50Hz	1000*1000*1000
MODEL-1380	1270	460	51020	80	≤64	1100	380/50Hz	1380*1380*1430

## Heavy Hammer Exhaust Fan

### 蝴蝶拢风筒风机



#### 性能简介

- ▶ 采用先进前置双门打开结构，风阻小、密闭好、效率高。
- ▶ 拢风筒采用插接式连接机构，避免了繁琐的螺栓螺母紧固，减少人工劳动强度，提高风机美观度。
- ▶ 风机双门关闭时加有橡胶密封装置，当多台风机根据环境情况不同时启动时，有效避免室外空气从其他停止风机进入，大大提高风机工作效率，确保空气由湿帘或通风窗进入（与同尺寸风机相比，提高效率15-20%）。
- ▶ 电机安装合理，有效保护电机的同时，不但避免电机对扇叶的风阻，而且电机底板的连接使风机外框更加牢固。

#### PROPERTIES

- Using advanced front double door opening device, small wind resistance, good sealing, high efficiency, lengthened cone design improve exhaust power.
- Zinc coating weight of galvanized sheet is 275g/ m<sup>2</sup>, avoiding rust effectively.
- Fan double doors closed with the rubber sealing which effectively avoid air back flow when start fans at different time. Greatly improve the operation efficiency by 15-20% compared with the same power fan.
- Fan blade is special designed for the biggest efficiency which made of stainless steel by punch forming. Large air volume, no deformation, no broken, no dust, attractive and durable, surface finish BA grade.
- Fan blades are adjusted by intelligent dynamic-balance tester, ensure the fan smooth running, lower vibration, less noise, increase stability.
- Hot-dip galvanized blade support and safe net ensure never rust.



#### 技术参数 Technical parameter

型号/规格 Type / specification	风叶直径 Blade diameter (mm)	风叶转速 Blade speed (r/min)	风量 Air flow (m <sup>3</sup> /h)	噪音 Noise (dB)	输入功率 Input power (W)	额定电压 Voltage (V)	宽 W (mm)	厚 L (mm)
MODEL-1100	1000	440	32500	≤70	750	380	800	400
MODEL-1380	1270	460	51020	≤70	1100	380	1000	400

## The Barn Fan

### 牛舍式风机

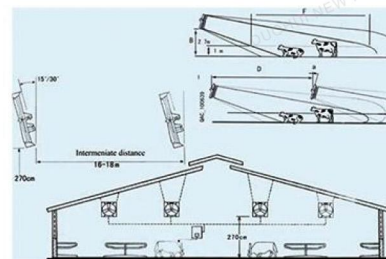


#### 性能简介

- ▶ 悬挂式降温风机是开放式牛场专业风机，该型风机能够保证风机和风力覆盖面积的双重最优化；风机安装角度可根据牧场需求而轻松调整；可多角度安装，风机运行安全可靠，可强力促进空气流动，达到排风降温效果。

#### PROPERTIES

- This fan has two types, belt drive and direct drive. Direct drive fan is motor connect the blades directly. Hanging fan is very easy to install, just hanging and fixing two sides of the fan. Humidification device can be added on customers' needs.



安装示意图



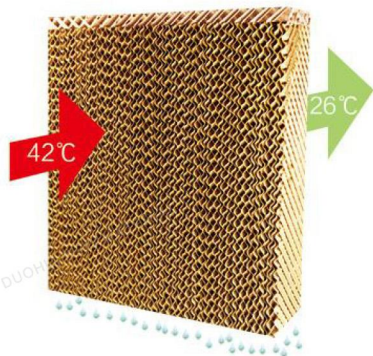
安装示意图

#### 技术参数 Technical parameter

型号/规格 Type / specification	风叶直径 Blade diameter (mm)	风叶转速 Blade speed (r/min)	风量 Air flow (m <sup>3</sup> /h)	噪音 Noise (dB)	输入功率 Input power (W)	电源参数 Power parameter
MODEL-1100	1000	700	21000	≤64	400	380/50Hz
MODEL-1200	1100	530	25000	≤64	670	380/50Hz

# Evaporative Cooling Pad

湿帘



湿帘 cooling pad

## 性能简介


- ▶ 采用新材料与空间互联技术，高吸水、高耐水、抗霉变、耐腐蚀、使用寿命长。
- ▶ 产品蒸发比表面积大，降温效率达 80% 以上。
- ▶ 产品含表面活性剂，自然吸水，扩散速度快，效能持久。一滴水 4~5 秒钟即可扩散完毕，自然吸水高度 60~70mm/5 分；200mm/1.5 时，完全达到国际同行业标准。

## PROPERTIES

- Use the new material and the spatial crossing linking technology, high absorptability, high water resistant, anti-mildew and long service life.
- Large evaporation area, cooling efficiency as high as 80%.
- The product involves surface active agent, absorb water naturally, fast speed of pervasion, lasting effectiveness. A drop of water can diffuse in 4-5 seconds. Height of water absorption: 60-70 mm/5minutes, 200mm/1.5hours, completely achieve international standard.



湿帘安装示意图 Installation diagram



## 湿帘特点

湿帘系统采用的湿帘纸为特制原浆纸，由波纹状的纤维纸粘结而成，通过在造纸原材料中添加特殊的化学成分、特殊的后期工艺处理，因而具有耐腐蚀、强度高、使用寿命长的特点。设计上具有一定角度的波纹状纤维结构，可为空气和水的热交换提供足够大的表面积，并能净化外部进入的空气，具有一定的自然过滤性能。

## Features of cooling pad

The cooling pad formed by corrugated fiber which is made of special raw paper pulp. It is anti-corrosive, with high strength and long service life, for the paper is added with special chemical composition and treated with special post process. Designed with a certain angle, its corrugated fiber construction provides sufficient heat exchanging surface for air and water. It can also act as a natural filter when air getting into the house through cooling pad.

## 铝合金框架湿帘

铝合金框架湿帘美观实用，强度高，耐候性好。框架安装后，布水均匀，结构紧凑，无漏水现象。

## Aluminum alloy frame cooling pad

Aluminum alloy frame with high strength and weather resistance, after installation finish, the water is evenly distributed, no leaking.

## 参数说明:

规格 厚度有 100mm、150mm 两种规格，尺寸随意定做，镀锌板、铝合金和 PVC 三种外框，可供选择。

## Parameters:

Specification size: the cooling pad could choose 100mm and 150mm thickness, frame could customized by any size, aluminum alloy, galvanized steel and PVC three material options for choose, good looking and long warranty.

## Instructions:

Water flow control: the water supply is optimum when the cooling pad paper is evenly wetted by small water flow, and you can control this via water supply value.

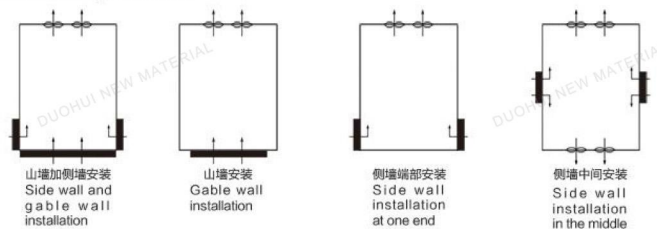
Water quality control: keep the water source clean, PH value within 6-9, conductivity no less than 1000 microhm. Temporarily clean the pool and water recycle system, to make sure the water is clean (normally, please do this once a week). For short period water quality control, please add 3-5ppm chlorine or bromine in the pool, the concentration of chlorine should be reduced to 1ppm for continuous purification.

## 湿帘 - 风机的安装布局建议:

在湿帘 - 风机的降温系统中，湿帘与风机相对布置，常见的湿帘降温系统布局方式如下所示:

## Cooling pad ventilation fan installation suggestion:

Cooling pad and ventilation fan normally install in the opposite position, cooling pad always in the wall facing the season wind, normal installation layout as below:



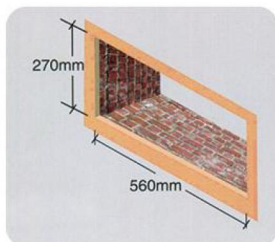
## Automatic Air Inlet 自动通风窗

### 性能简介

- ▶ 采用优质工程塑料注塑加工制成，密度更大加牢固。
- ▶ 原材料中加有抗紫外线的原料，从而抗老化性强、使用寿命更长久。
- ▶ 密封严密、开启灵活、外口带有防鸟网。
- ▶ 内填有厚 20mm 聚苯乙烯保温板，有效防止冬季热量散发。
- ▶ 外形尺寸：宽 600mm，高 320mm，厚 160mm。

### PROPERTIES

- Good quality ABS engineering materials injection molding, high density, more solid.
- Plastic material contains the anti-ultraviolet raw material, making it longevity.
- Sealed tight, open and flexible, with external bird nets.
- Air guide plate for option which efficiently control the air direction.



◀ 遮光罩通风窗  
Light trap air inlet



◀ 导流板通风窗  
Guide plate air inlet



◀ 吊顶双面进风窗  
Ceiling double-side air inlet



◀ 吊顶四面进风窗  
Ceiling four-side air inlet



◀ 电动升降机  
Motor driven winch



◀ 手动升降机  
Manual winch

## Light Trap 鸡舍遮光罩

### 特点介绍:

- ▶ 由挤塑成型，无眩光 PVC 材料精制而成，耐日晒，耐化学药品，耐高压清洁。
- ▶ 瓦片之间采用锁扣链接，有效增加受力面积，更加牢固。
- ▶ 设计合理，可组装不同大小尺寸，方便安装；瓦片层高：30mm。
- ▶ 根据客户要求，可定制不锈钢外框和镀锌板外框两种。

### PRODUCT INTRODUCTION:

- Made of non-glare PVC, with function of anti-ageing, anti-chemical, anti-high pressure cleaning.
- Vanes connected by fasteners of lock catch type, increasing the contact area, more firmly.
- Reasonable design, different dimension is available, easy assembly, vanes distance:30mm.
- Frame options for customer, stainless steel sheet and galvanized sheet.



### 特点 Product introduction

