


science and technological
innovation lead the future

XiRay
=precision series=
>>> www.xiray-tools.com

XiRay

JIAXING XIRAY INDUSTRIAL TECHNOLOGY CO., LTD



XiRay
=precision series=

JIAXING XIRAY INDUSTRIAL TECHNOLOGY CO., LTD

No.693, ZhengYuan Rd., Economic Development Zone,
JiaXing ZheJiang Province
TEL: +86-573-83996043
FAX: +86-573-83996068
E-mail: sales@xiray-tools.com
<http://www.xiray-tools.com>

VDI TOOL HOLDERS
ROTARY & STATIC TOOL HOLDERS

JIAXING XIRAY INDUSTRIAL TECHNOLOGY CO., LTD

science and technological
innovation lead the future



>>> COMPANY
INTRODUCTION

Established in the year 2000, XiRay has grown with over 200 employees striving to provide our customers with complete tooling solutions for all the manufacturing processes. Now we offer approximately 150000 different types of boring tool system, driven & static tooling for VDI, BMT, HSK, BT, PSC series holders for different type of turning centers, machining centers, grinding machines, and we do lots of special applications. XiRay always build a key to meet every of your requirement! Over the years, we takes "Quality wins the world" as our mission and dedicated to create a world-class brand. And now we have become expert in solving our beloved customers' wide range of manufacturing challenges.

In the principle of "Reduce Cost, Promote Production Efficiency, Improve Product Quality, Shorten Delivery time", our company continuously improves improve products quality and shorten delivery time. With nearly two decades of manufacturing and development expertise, we insist in innovative of technique and excellent of quality to meet different demands. The business objective of XiRay is to provide the market with the most reliable products, with the best price and impeccable service.

XIRAY

X I R A Y

VDI DIN 1809

A

VDI DIN 5480

B

VDI DIN 5482

C

VDI MT

D

VDI DIN 69880 STATIC TOOL HOLDER 固定刀座 F

VDI BIGLIA

G

VDI HYDRAULIC DRIVEN HOLDER 油壓刀座 H

VDI DIN 69880 HAAS

I


VDI LTC STATIC HOLDERS

J

刀塔種類 (DIN 69880系)


依驅動齒 COUPLING

A DIN 1809(DUPLOMATIC)




▶ Coupling to DIN 1809

B DIN 5480(SAUTER)(DUPLOMATIC)



▶ Coupling to DIN 5480

C DIN 5482(SAUTER)




▶ Coupling to DIN 5482

D MT (BARUFFALDI)



▶ Spur Coupling

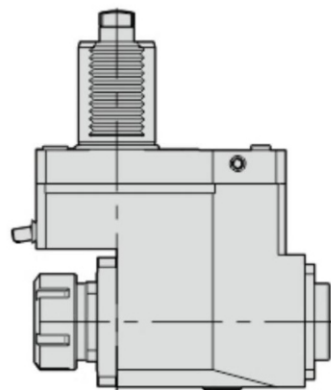
EVERMORE 編碼
尺寸番號



	VDI 20	VDI 25	VDI 30	VDI 40	VDI 50	VDI 60
Ømm	20	25	30	40	50	60

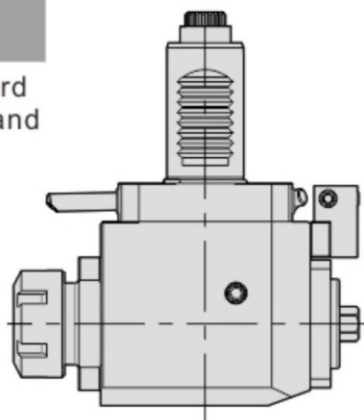
BL

B: backward
L: left hand



FL

F: forward
L: left hand



TXX

T: tapping 攻牙型

EX:

1.BR4018093290

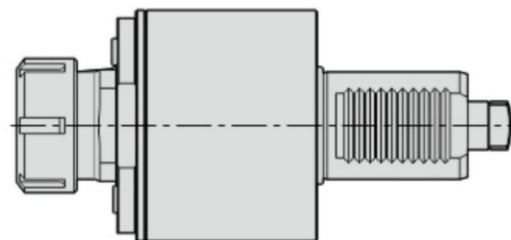
此為VDI40, 右手式, 聯軸器為1809, 後縮型, 配ER32螺帽, 中心距90mm。

2.FL3054802555

此為VDI30, 左手式, 聯軸器為5480(W16x0.8), 前伸型, 配ER25螺帽, 中心距55mm。

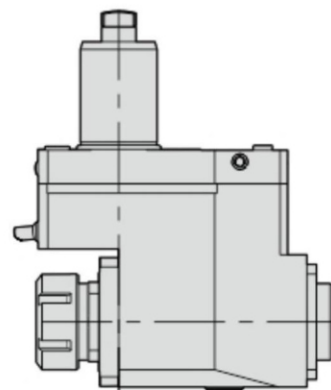
DA

直向驅動



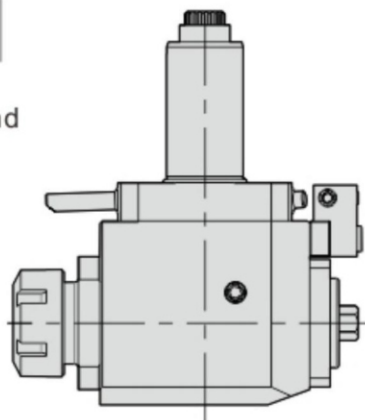
BR

B: backward
R: right hand




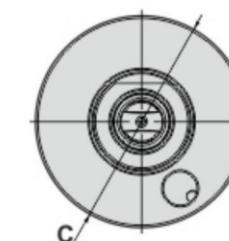
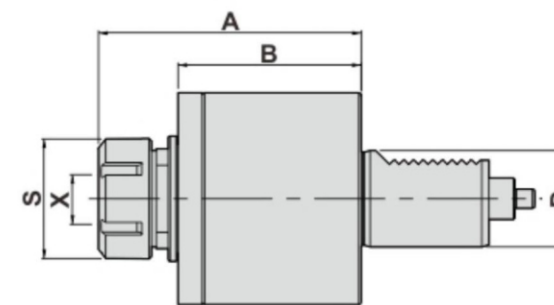
FR

F: forward
R: right hand



AXIAL DRILLING AND MILLING HEADS

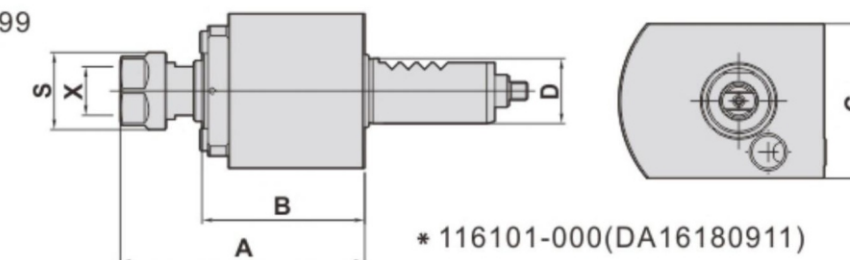
軸向鑽銑刀座 (0°)



▲ Coupling to DIN 1809

Power Transmission According to DIN 1809

- To be used for collet DIN 6499
- External coolant supply
- Collet is not included



DIMENSIONS

D DIN 69880	X Capacity	S	Maximum R.P.M	i	A	B	C	Code No.	Order No.	(Kg) Weight
* 16	1-7 ER11	19	6000	1:1	60	40	38	116101-000	DA16180911	0.7
20	1-10 ER16	30	6000	1:1	77	49	58	120101-000	DA20180916	1.1
30	1-16 ER25	42	6000	1:1	101	71.5	68	130101-000	DA30180925	2.2
40	2-20 ER32	50	6000	1:1	112	74.5	86	140101-000	DA40180932	3.7
40	2-20 ER32	50	6000	1:1	92.5	56	86	140102-000	DAC40180932	3.6
40	3-26 ER40	63	6000	1:1	104.5	56	86	140118-000	DAC40180940	3.3
50	3-26 ER40	63	6000	1:1	124	81.5	96	150101-000	DA50180940	5.6
60	10-34 ER50	78	6000	1:1	142.5	88.5	116	160101-000	DA60180950	9

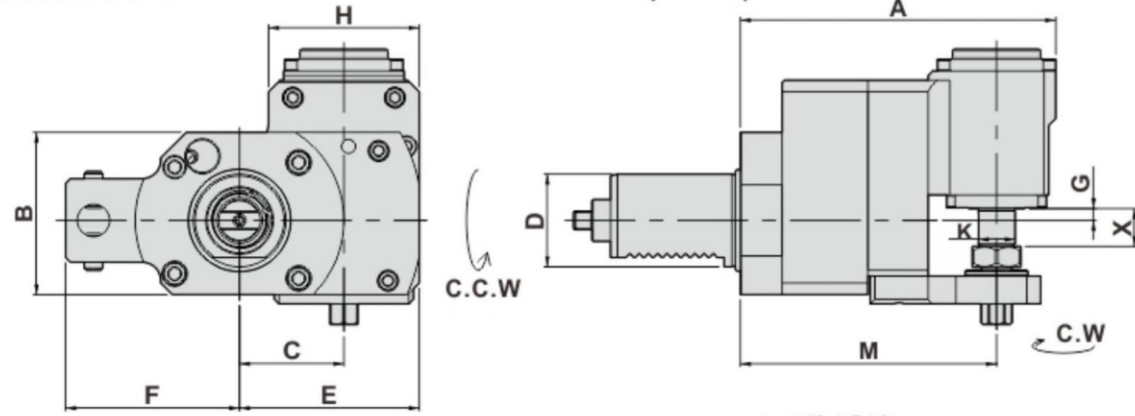
AXIAL TAPPING HEADS

軸向彈性攻牙刀座 (0°)

DIMENSIONS

D DIN 69880	X Capacity	S	Maximum R.P.M	i	A	B	C	Code No.	Order No.	(Kg) Weight
30	1-10 ER16	30	3000	1:1	108	71.5	68	130116-000	TDA30180916	2.2
40	1-13 ER20	35	3000	1:1	95.5	56	86	140122-000	TDAC40180920	3
50	1-16 ER25	42	3000	1:1	123	81.5	96	150116-000	TDA50180925	5.5
60	2-20 ER32	50	3000	1:1	158.5	88.5	116	160116-000	TDA60180932	9.2

RADIAL DRILLING AND MILLING HEADS
徑向側銑刀座-DISK CUTTER UNITS (90°)



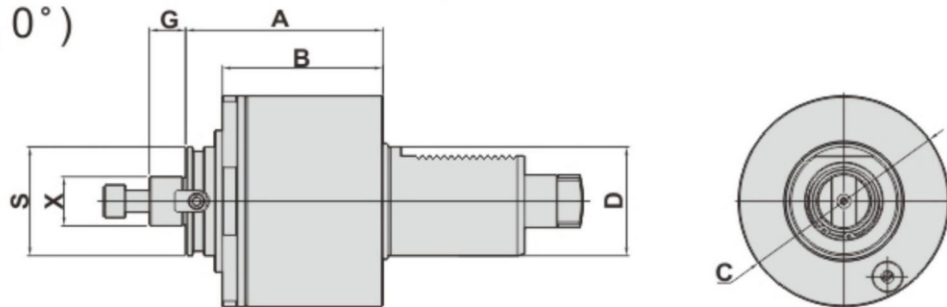
● External coolant supply

- i=3倍減速
- Other shank dimensions under development

DIMENSIONS

D DIN 69880	X Capacity	Maximum R.P.M	i	A	B	C	E	F	G	H	K	M	Code No.	Order No.	(Kg) Weight
30	16	3000	3:1	133	64	45	77.5	49	5	65	16	107.5	230107-000	BR30180916C/3	5.7
													230127-000	BL30180916C/3	
30	16	3000	3:1	133	64	45	77.5	49	5	65	25.4	107.5	230109-000	BR30180925.4C/3	6
													230129-000	BL30180925.4C/3	
40	16	3000	3:1	136	64	45	77.5	75	5	65	16	110.5	240107-000	BR40180916C/3	6.4
													240127-000	BL40180916C/3	
40	16	3000	3:1	136	64	45	77.5	75	5	65	25.4	110.5	240109-000	BR40180925.4C/3	6.6
													240129-000	BL40180925.4C/3	

AXIAL SHELL END MILLING CUTTERS
軸向銑削刀座 (0°)



- To be used for cutter arbor according to DIN 6358
- External coolant and intermediate rings supply

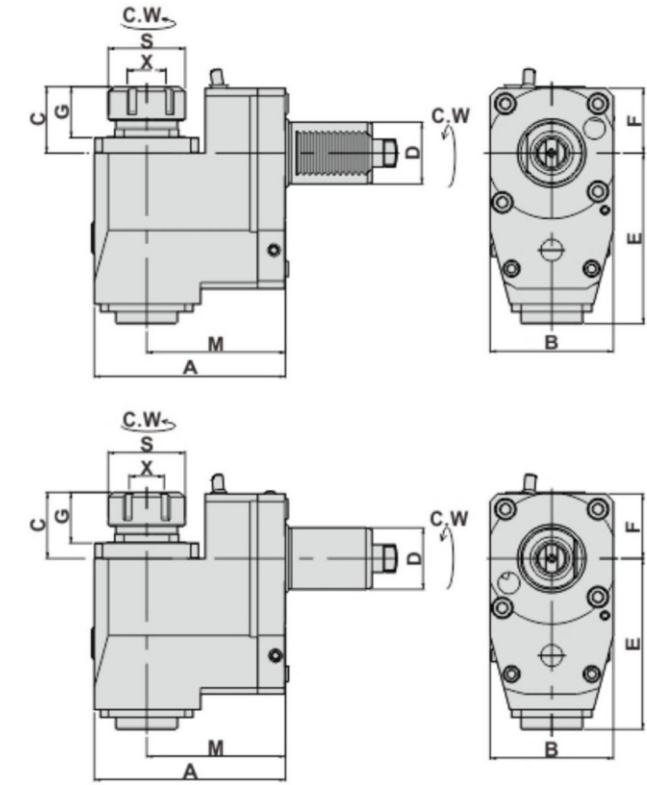
DIMENSIONS

D DIN 69880	X Capacity	Maximum R.P.M	S	i	A	B	C	G	Code No.	Order No.	(Kg) Weight
30	16	3000	32	1:1	85.5	71.5	68	17	130105-000	DA30180916C	2.3
40	22	3000	48	1:1	86.5	74.5	86	18	140105-000	DA40180922C	3.8
40	22	3000	48	1:1	69	56	86	18	140130-000	DAC40180922C	3.1
50	22	3000	48	1:1	94	81.5	96	18	150105-000	DA50180922C	5.5
50	27	3000	60	1:1	97.5	81.5	96	20	150106-000	DA50180927C	5.7
60	27	3000	60	1:1	108.5	88	116	20	160103-000	DA60180927C	9.1

RADIAL DRILLING AND MILLING HEADS
徑向鑽銑刀座-後縮型
OFFSET (90°)

MODE : BL
LEFT-HAND

MODE : BR
RIGHT-HAND



- To be used for collet DIN 6499
- External coolant supply
- Collet is not included

DIMENSIONS

D DIN 69880	X Capacity	S	Maximum R.P.M	i	A	B	C	E	F	G	M	Code No.	Order No.	(Kg) Weight
20	1-10 ER16	30	5000	1:1	83	50	35	70	27	27	60	220101-000	BR2018091660	2.2
												220121-000	BL2018091660	
30	1-16 ER25	42	5000	1:1	95	60	41.5	75.5	31.5	29	72	230101-000	BR3018092572	3.5
												230121-000	BL3018092572	
40	2-20 ER32	50	5000	1:1	124	80	44	110	42	34	90	240101-000	BR4018093290	8.3
												240121-000	BL4018093290	
40	2-20 ER32	50	5000	1:1	179	80	43	111	42	33	145	240110-000	BR40180932145	12
50	3-26 ER40	63	5000	1:1	129	86	49	112	45	39	90	250101-000	BR5018094090	10
												250121-000	BL5018094090	
60	3-26 ER40	63	5000	1:1	154	104	56	123	54	44.5	106	260104-000	BR60180940106	16.3
												260124-000	BL60180940106	
60	10-34 ER50	78	5000	1:1	154	104	74.5	123	54	52	106	260101-000	BR60180950106	16.5
												260121-000	BL60180950106	

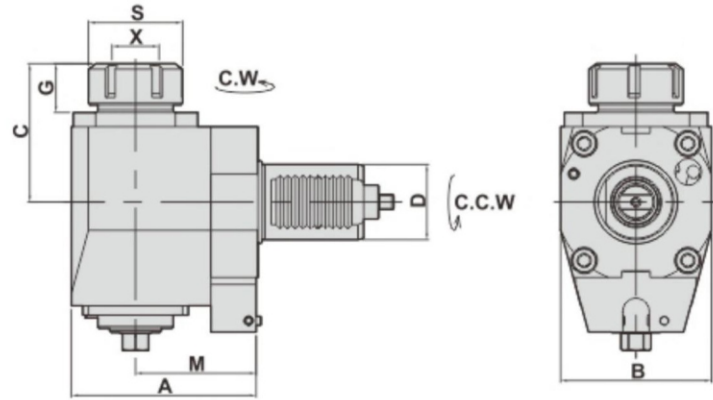
RADIAL TAPPING HEADS
徑向彈性攻牙刀座-後縮型 (90°)

DIMENSIONS

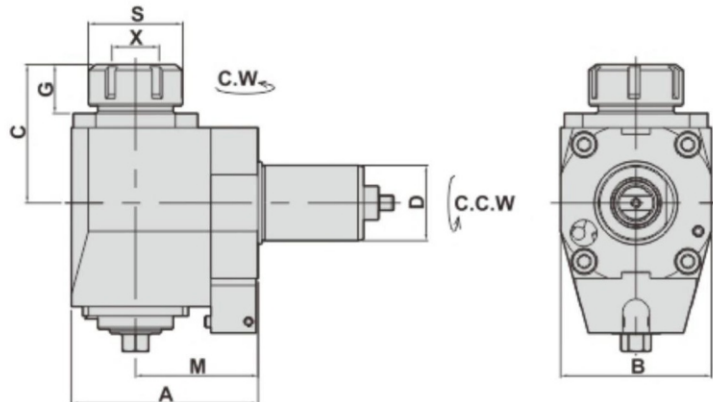
D DIN 69880	X Capacity	S	Maximum R.P.M	i	A	B	C	E	F	G	M	Code No.	Order No.	(Kg) Weight
30	1-10 ER16	30	3000	1:1	95	60	44	75.5	31.5	32	72	230105-000	TBR3018091672	3.5
												230125-000	TBL3018091672	
40	1-13 ER20	35	3000	1:1	124	80	59.5	110	42	49.5	90	240105-000	TBR4018092090	8.5
												240125-000	TBL4018092090	
50	1-16 ER25	42	3000	1:1	129	86	54	112	45	36	90	250105-000	TBR5018092590	10.3
												250125-000	TBL5018092590	
60	2-20 ER32	50	3000	1:1	154	104	105	123	54	82.5	106	260105-000	TBR60180932106	16.8
												260125-000	TBL60180932106	

RADIAL DRILLING AND MILLING HEADS
徑向鑽銑刀座 (90°)

MODE : FL
LEFT-HAND



MODE : FR
RIGHT-HAND



- To be used for collet DIN 6499
- External coolant supply
- Collet is not included

DIMENSIONS

D DIN 69880	X Capacity	S	Maximum R.P.M	i	A	B	C	G	M	Code No.	Order No.	(Kg) Weight
20	1-10 ER16	30	5000	1:1	67	50	63	24.5	45	220141-000	FR2018091645	1.8
										220161-000	FL2018091645	
30	1-16 ER25	42	5000	1:1	87	64	74.5	26	55	230141-000	FR3018092555	4
										230161-000	FL3018092555	
30	1-16 ER25	42	5000	1:1	117	64	75	26.5	85	230148-000	FR3018092585	4.6
										230168-000	FL3018092585	
40	2-20 ER32	50	5000	1:1	99	80	80	29	65	240141-000	FR4018093265	6
										240161-000	FL4018093265	
40	2-20 ER32	50	5000	1:1	119	80	80	29	85	240148-000	FR4018093285	7
										240168-000	FL4018093285	
40	2-20 ER32	50	5000	1:1	134	80	80	33	100	240149-000	FR40180932100	7.6
										240169-000	FL40180932100	

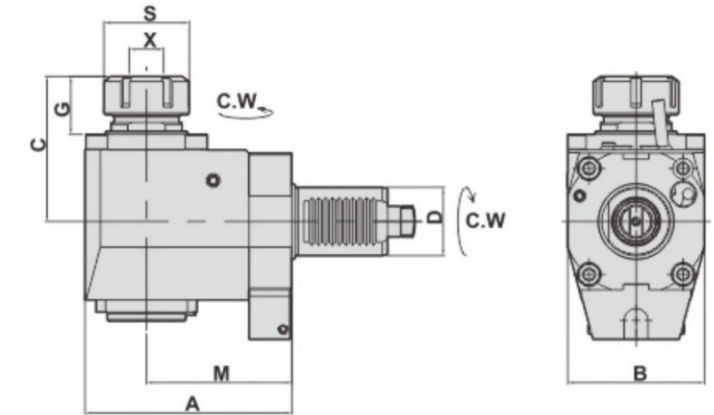
RADIAL TAPPING HEADS
徑向彈性攻牙刀座 (90°)

DIMENSIONS

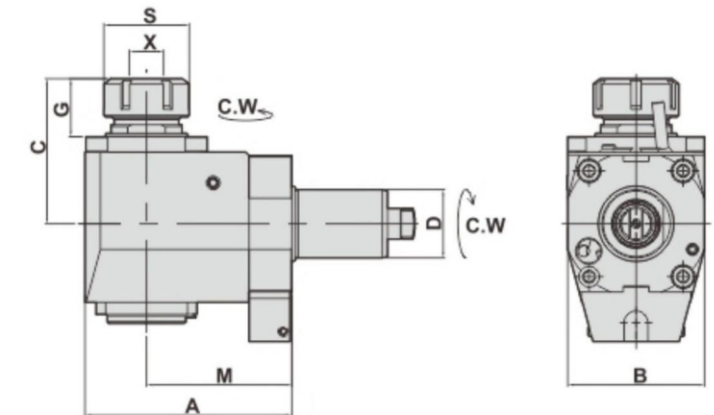
D DIN 69880	X Capacity	S	Maximum R.P.M	i	A	B	C	G	M	Code No.	Order No.	(Kg) Weight
30	1-10 ER16	30	3000	1:1	87	64	75	30	55	230145-000	TFR3018091655	4.1
										230165-000	TFL3018091655	
40	1-13 ER20	35	3000	1:1	99	80	93.5	46	65	240145-000	TFR4018092065	6.1
										240165-000	TFL4018092065	

RADIAL DRILLING AND MILLING HEADS
徑向鑽銑刀座 (90°)

MODE : FL
LEFT-HAND



MODE : FR
RIGHT-HAND



- To be used for collet DIN 6499
- External coolant supply
- Collet is not included

DIMENSIONS

D DIN 69880	X Capacity	S	Maximum R.P.M	i	A	B	C	G	M	Code No.	Order No.	(Kg) Weight
40	2-20 ER32	50	5000	1:1	99	80	85	34	65	240181-000	NFR4018093265	6
										2401101000	NFL4018093265	
40	2-20 ER32	50	5000	1:1	121	80	85	34	85	240188-000	NFR4018093285	7
										2401112000	NFL4018093285	
40	2-20 ER32	50	5000	1:1	134	80	85	34	100	240189-000	NFR40180932100	7.6
										2401109000	NFL40180932100	
40	2-20 ER32	63	5000	1:1	158	80	95.5	37	120	240194-000	NFR40180932120	9
										2401117000	NFL40180932120	
50	3-26 ER40	63	5000	1:1	115	88	103	40	75	250181-000	NFR5018094075	9.8
										2501101000	NFL5018094075	
60	10-34 ER50	78	5000	1:1	156	104	139	56.5	106	260141-000	NFR60180950106	18.1

RADIAL TAPPING HEADS
徑向彈性攻牙刀座 (90°)

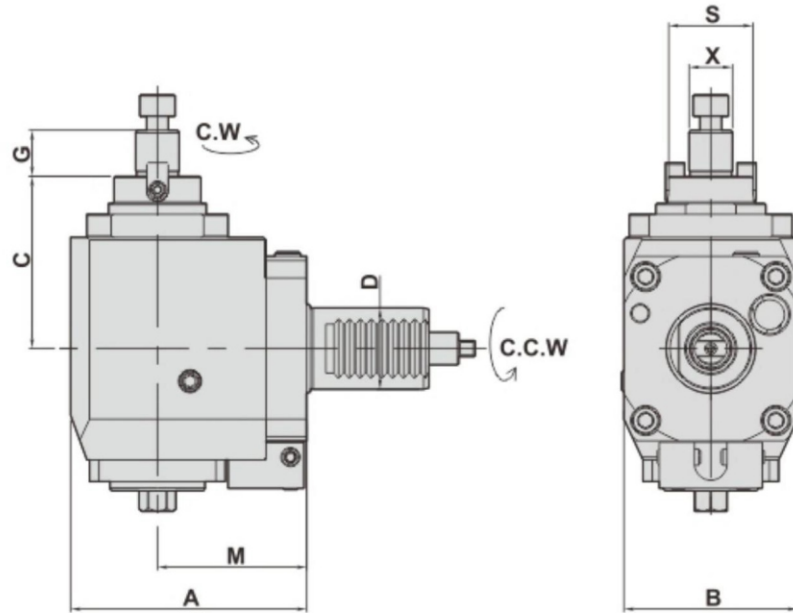
DIMENSIONS

D DIN 69880	X Capacity	S	Maximum R.P.M	i	A	B	C	G	M	Code No.	Order No.	(Kg) Weight
40	1-13 ER20	35	3000	1:1	99	80	105	25	65	240190-000	NFR4018092065	6.1
										2401105000	NTFL4018092065	
40	1-13 ER20	35	3000	1:1	121	80	105	55.5	85	240191-000	NFR4018092085	7.1
										2401111000	NTFL4018092085	
50	1-16 ER25	42	3000	1:1	115	88	105	42	75	250188-000	NFR5018092575	9.9
										2501105000	NTFL5018092575	

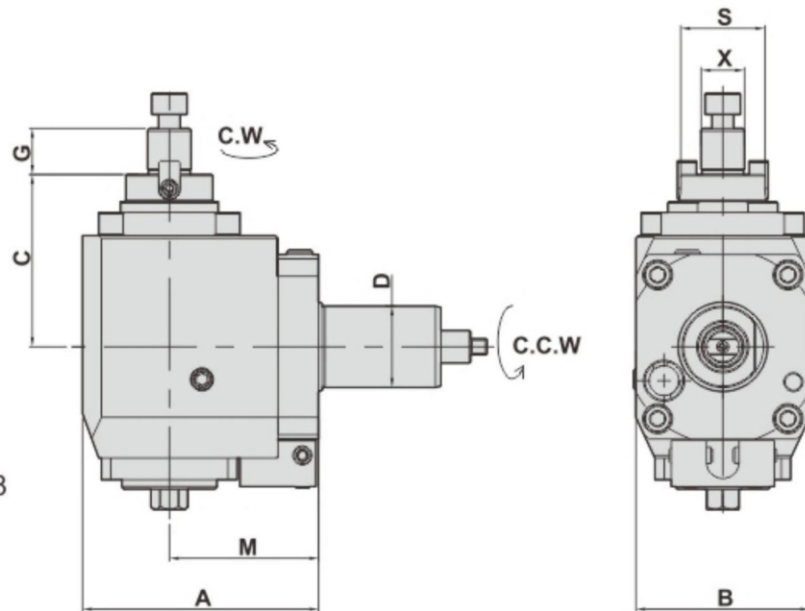
RADIAL SHELL END MILLING CUTTERS

徑向銑削刀座 (90°)

MODE : FL
LEFT-HAND



MODE : FR
RIGHT-HAND



- To be used for collet DIN 6358
- External coolant and intermediate rings supply

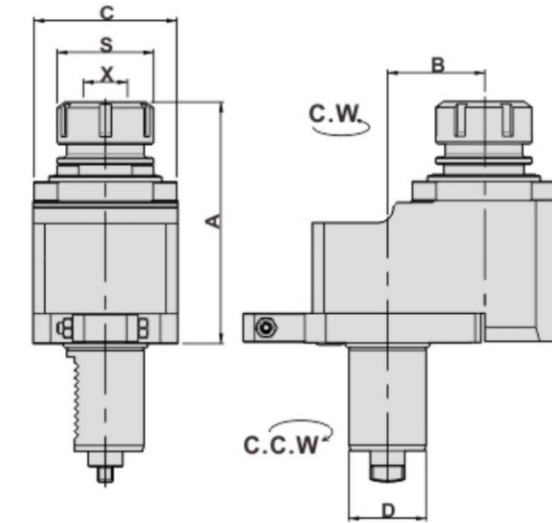
DIMENSIONS

D DIN 69880	X DIN 6358	S	Maximum R.P.M	i	A	B	C	G	M	Code No.	Order No.	(Kg) Weight
30	16	32	5000	1:1	87	64	63.5	17	55	230144-000	FR30180916C55	3.8
										230164-000	FL30180916C55	

AXIAL DRILLING AND MILLING HEADS

OFFSET-軸向偏心鑽銑刀座 (0°)

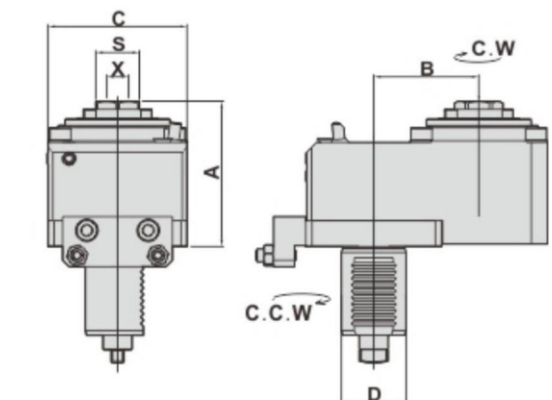
- To be used for collet DIN 6499
- External coolant supply
- Collet is not included



DIMENSIONS

D DIN 69880	X Capacity	S	Maximum R.P.M	i	A	B	C	Code No.	Order No.	(Kg) Weight
20	1-10 ER16	30	4000	1:1	93.5	29	50	120108-000	DA2018091629	1.8
30	1-16 ER25	42	4000	1:1	100	29	60	130108-000	DA3018092529	2.8
*30	1-16 ER25	42	8000	1:2	100	29	60	130111-000	* DA3018092529/1	2.8
40	2-20 ER32	50	4000	1:1	125.5	50	75	140108-000	DA4018093250	6
40	2-20 ER32	50	4000	1:1	122	65	86	140109-000	DA4018093265	8.2
50	3-26 ER40	63	3000	1:1	124	65	86	150108-000	DA5018094065	8.6
60	10-34 ER50	78	3000	1:1	173.5	65	104	160108-000	DA6018095065	17.3
60	10-34 ER50	78	3000	1:1	173.5	80	104	160109-000	DA6018095080	19.3

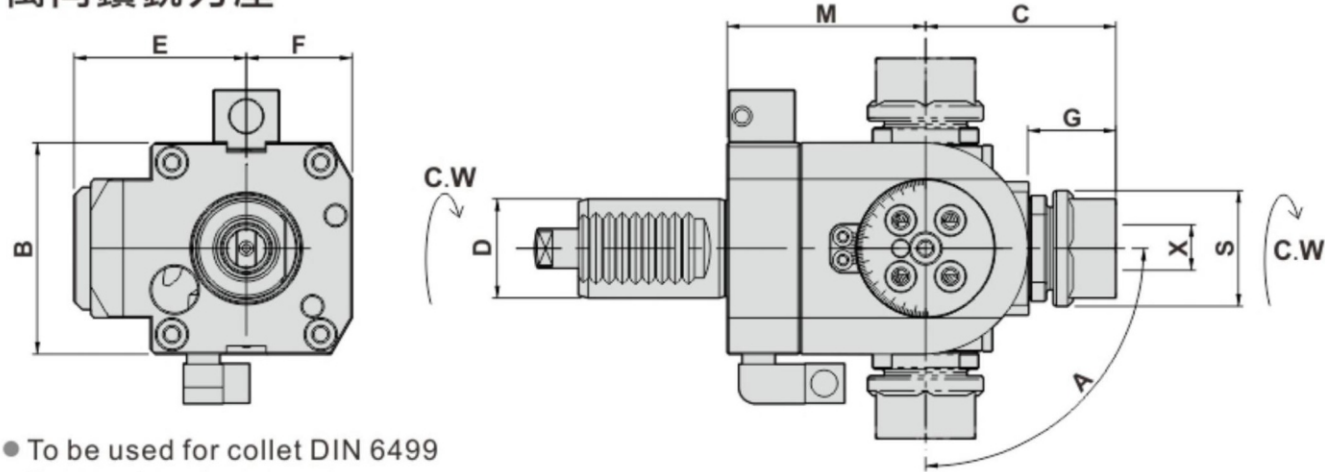
*2倍增速



DIMENSIONS

D DIN 69880	X Capacity	S	Maximum R.P.M	i	A	B	C	Code No.	Order No.	(Kg) Weight
40	1-16 ER25	30	4000	1:1	90	65	86	140110-000	DA40180925A65-L	7.1

ANGULAR HEAD
萬向鑽銑刀座



- To be used for collet DIN 6499
- External coolant supply
- Collet is not included

DIMENSIONS

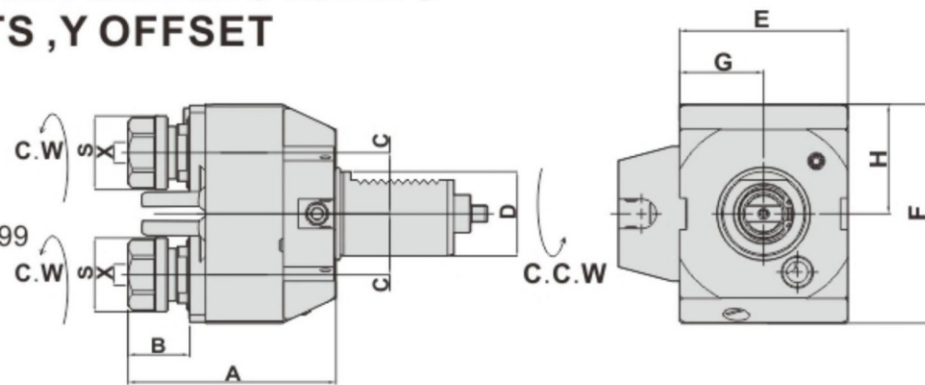
D DIN 69880	X Capacity	Maximum R.P.M	S	A	B	C	E	F	G	M	Code No.	Order No.	(Kg) Weight
30	1-13 ER20	4000	35	±90°	64	59	54	32	27	67	130115-000	DA30180920B	3
30	1-13 ER20	4000	35	±90°	64	59	54	32	27	80	130121-000	DA30180920B/L	3.6
40	1-16 ER25	4000	42	±90°	76	65	65	38	29	70	140115-000	DA40180925B	5.1
50	1-16 ER25	4000	42	±90°	90	80	85	45	32	85	150115-000	DA50180925B	9.2
60	3-26 ER40	4000	63	±90°	108	99	92.5	55	38	97	160115-000	DA60180940B	15.2

Other shank dimensions under development

AXIAL DRILLING AND MILLING HEADS
DOUBLE COLLETS, Y OFFSET

軸向鑽銑刀座--
雙頭Y軸偏心 (0°)

- To be used for collet DIN 6499
- External coolant supply
- Collet is not included

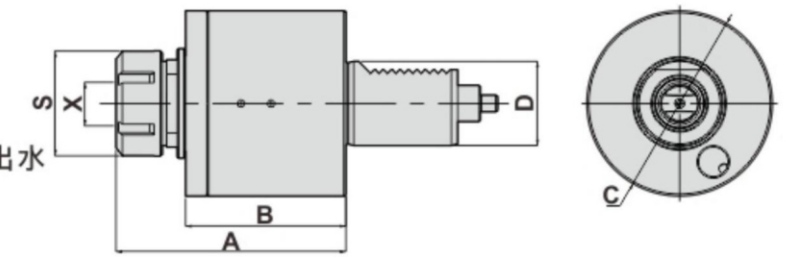


DIMENSIONS

D DIN 69880	X Capacity	Maximum R.P.M	S	A	B	C	E	F	G	H	Code No.	Order No.	(Kg) Weight
40	1-13 ER20	4000	35	98.5	29	29	80	104	40	52	140117-000	DA40180920DY	4.7

AXIAL MILLING AND DRILLING HEAD
軸向鑽銑刀座 (0°)

- To be used for collet DIN 6499
- Internal coolant supply: 15bar 中心出水
- External coolant supply
- Collet is not included



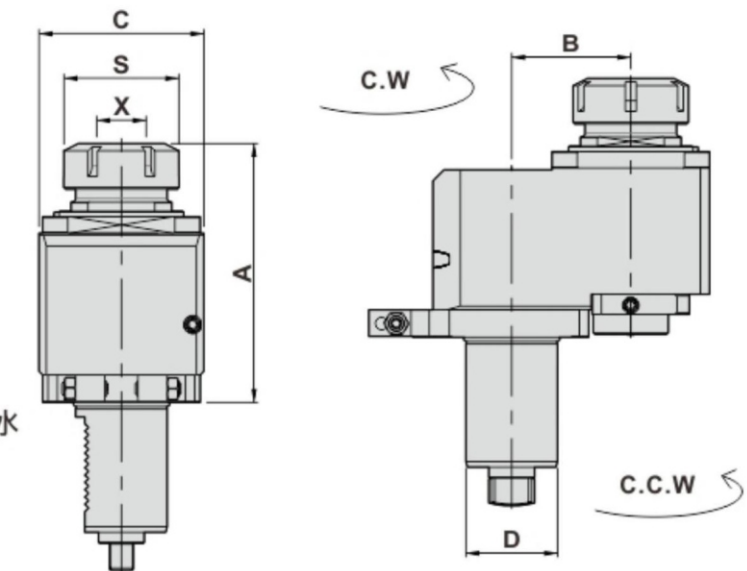
DIMENSIONS

D DIN 69880	X Capacity	S	Maximum R.P.M	A	B	C	Code No.	Order No.	(Kg) Weight
30	1-16 ER25	42	6000	101	72.5	68	130107-000	CWDA301809ER25	2.3
40	2-20 ER32	50	6000	129	84	86	140107-000	CWDA401809ER32	3.6
50	3-26 ER40	63	6000	134	94.5	96	150107-000	CWDA501809ER40	6.4
60	10-34 ER50	78	6000	143	90	116	160107-000	CWDA601809ER50	9.1

AXIAL DRILLING AND MILLING HEADS
OFFSET

軸向偏心鑽銑刀座 (0°)

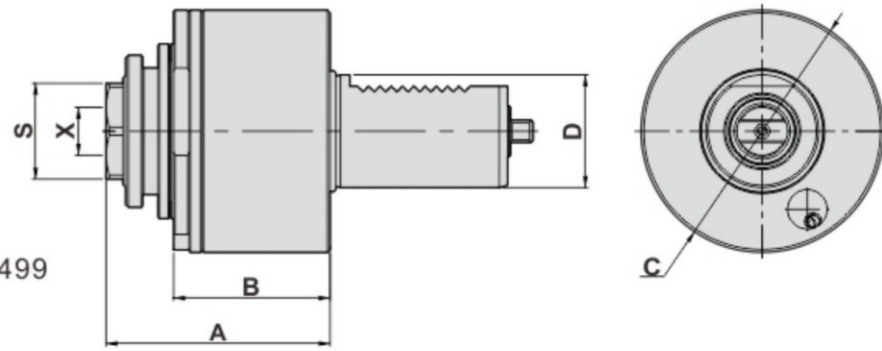
- To be used for collet DIN 6499
- Internal coolant supply: 30bar 中心出水
- External coolant supply
- Collet is not included



DIMENSIONS

D DIN 69880	X Capacity	S	Maximum R.P.M	i	A	B	C	Code No.	Order No.	(Kg) Weight
50	3-26 ER40	63	3000	1:1	140.5	65	90	150113-000	CWDA5018094065	10.5

AXIAL DRILLING AND MILLING HEADS
軸向鑽銑刀座 (0°)

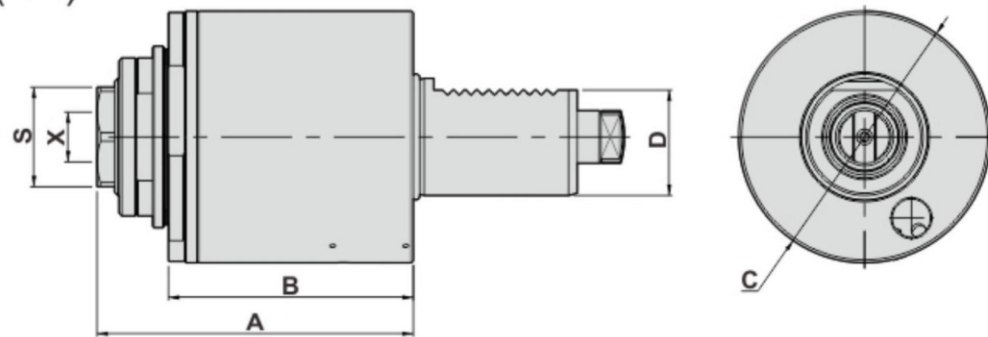


- To be used for collet DIN 6499
- External coolant supply
- Collet is not included

DIMENSIONS

D DIN 69880	X Capacity	S	Maximum R.P.M	i	A	B	C	Code No.	Order No.	(Kg) Weight
25	1-13 ER20	26	6000	1:1	63.5	54	64	125101-000	DA251809ER20A	1.6
25	1-16 ER25	30	6000	1:1	67.5	54	64	125102-000	DA251809ER25A	1.6
40	2-20 ER32	38	6000	1:1	79.5	55.5	86	140103-000	DAC401809ER32A	3

AXIAL DRILLING AND MILLING HEADS
軸向鑽銑刀座 (0°)



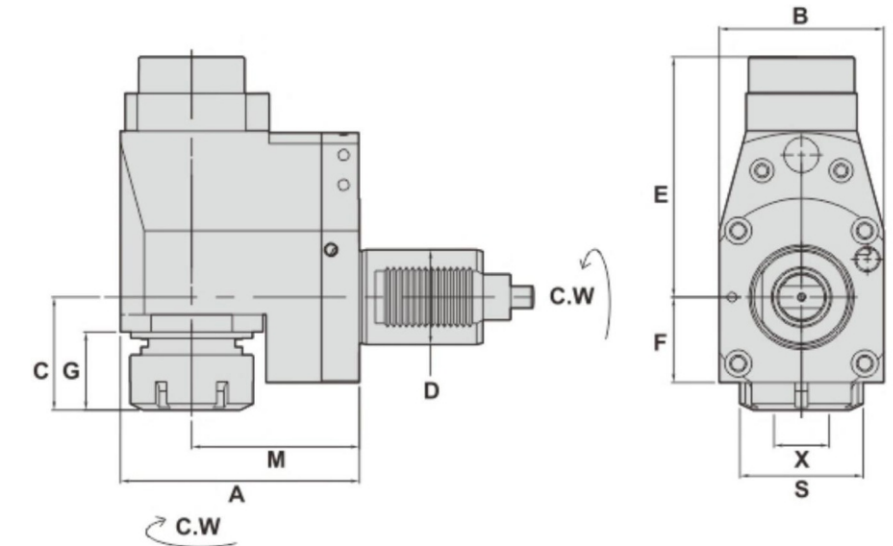
- To be used for collet DIN 6499
- Internal coolant supply:15bar 中心出水
- External coolant supply
- Collet is not included

DIMENSIONS

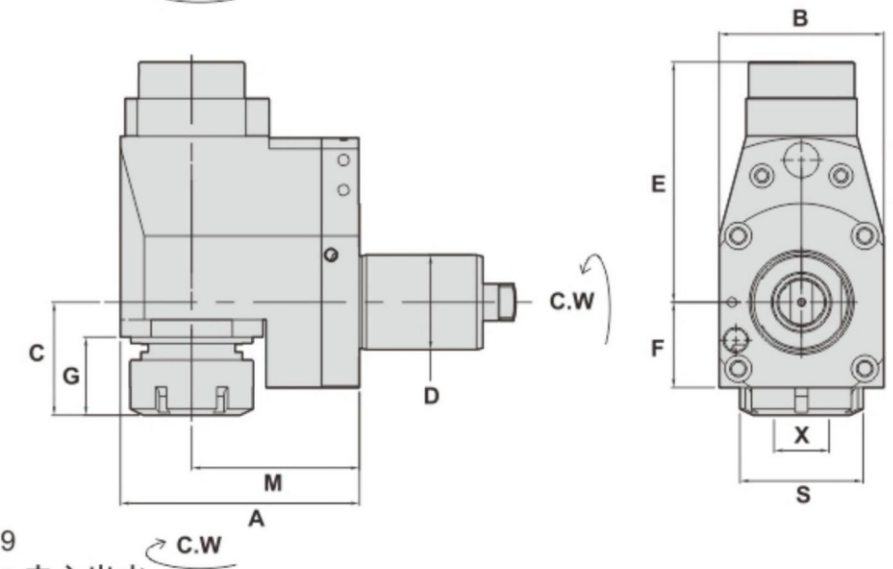
D DIN 69880	X Capacity	S	Maximum R.P.M	i	A	B	C	Code No.	Order No.	(Kg) Weight
40	2-20 ER32	38	6000	1:1	108	83.5	86	140120-000	CWDA401809ER32A	4.1

RADIAL MILLING AND DRILLING HEADS-OFFSET
徑向鑽銑刀座-後縮型 (90°)

MODE : BR
RIGHT-HAND



MODE : BL
LEFT-HAND



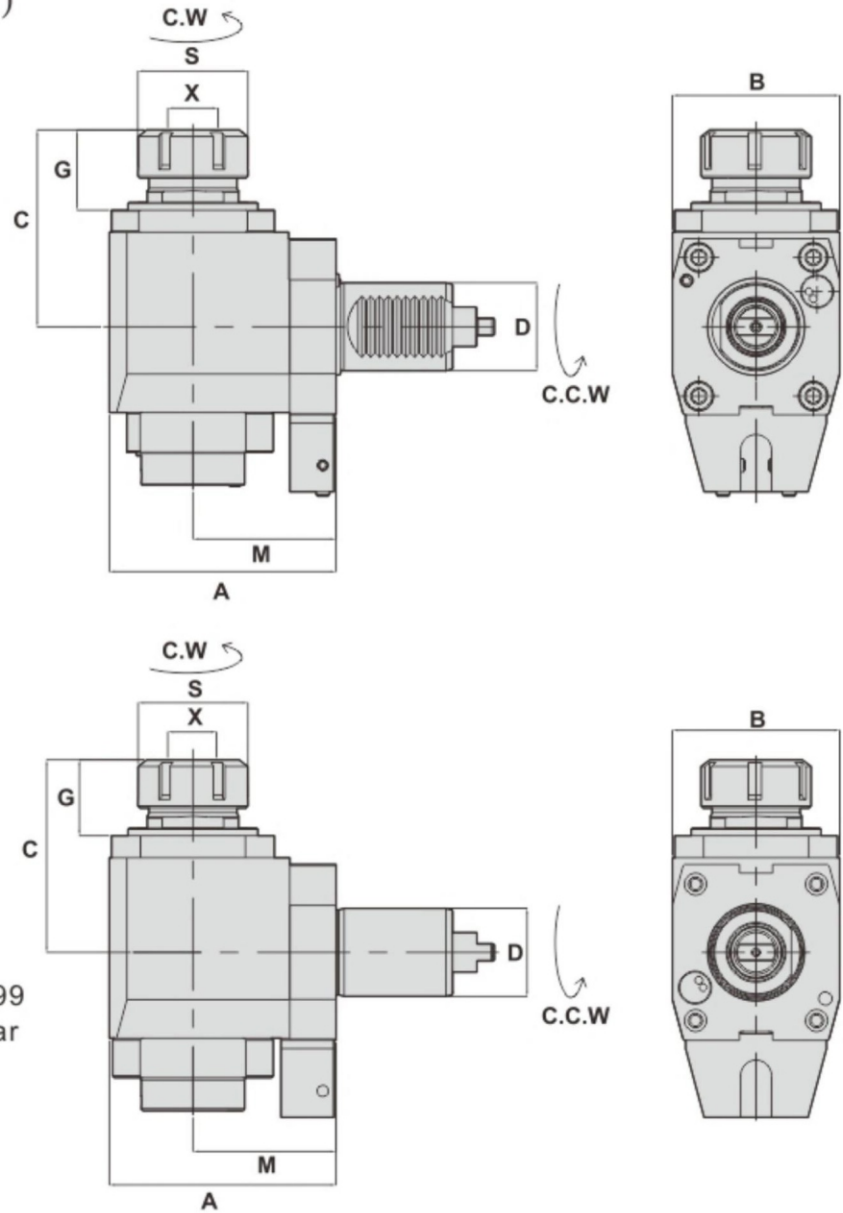
- To be used for collet DIN 6499
- Internal coolant supply:50bar 中心出水
- External coolant supply
- Collet is not included

DIMENSIONS

D DIN 69880	X Capacity	S	Maximum R.P.M	A	B	C	E	F	G	M	Code No.	Order No.	(Kg) Weight
40	2-20 ER32	50	4000	128	80	48	130	42	36.5	90	240106-000	CWBR4018093290	9.7
											240126-000	CWBL4018093290	
50	3-26 ER40	63	4000	129	86	48.5	133	42	38.5	90	250106-000	CWBR5018094090	10.5
											250126-000	CWBL5018094090	
60	3-26 ER40	63	4000	154	104	69	152	54	46.5	106	260108-000	CWBR60180940106	17.4
											260129-000	CWBL60180940106	
60	10-34 ER50	78	4000	154	104	71.5	152	54	49	106	260106-000	CWBR60180950106	17.3
											260126-000	CWBL60180950106	

RADIAL MILLING AND DRILLING HEADS

徑向鑽銑刀座 (90°)



- To be used for collet DIN 6499
- Internal coolant supply:50bar
中心出水
- External coolant supply
- Collet is not included

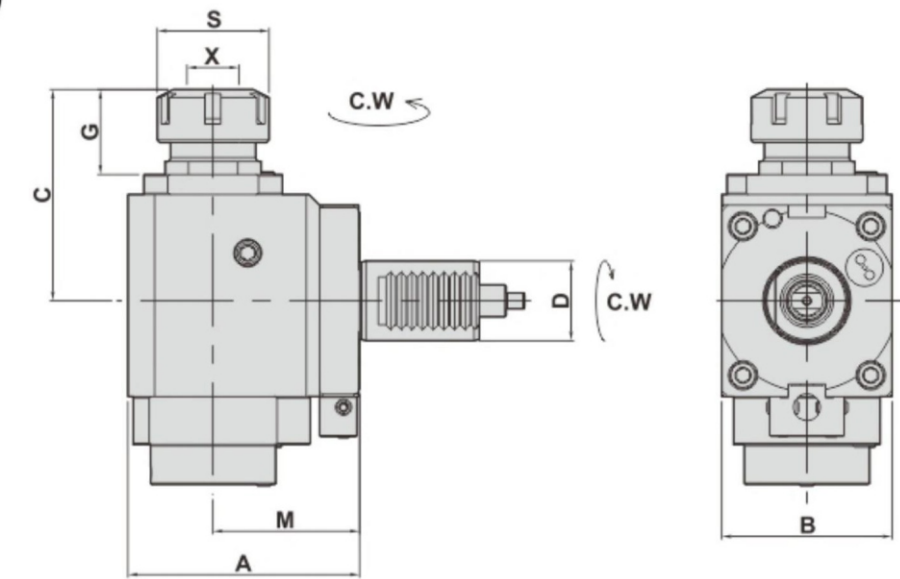
DIMENSIONS

D DIN 69880	X Capacity	S	Maximum R.P.M	i	A	B	C	G	M	Code No.	Order No.	(Kg) Weight
30	1-16 ER25	42	4000	1:1	87	64	79.5	32	55	230186-000	CWNFR3018092555	3.9
										2301101000	CWNFL3018092555	
40	2-20 ER32	50	4000	1:1	103	76	88.5	34	65	240186-000	CWNFR4018093265	6.5
										2401106000	CWNFL4018093265	
40	2-20 ER32	50	4000	1:1	123	76	88.5	34	85	240197-000	CWNFR4018093285	7.2
										2401119000	CWNFL4018093285	
40	2-20 ER32	50	4000	1:1	138	76	88.5	34	100	240198-000	CWNFR40180932100	8
										2401120000	CWNFL40180932100	
50	3-26 ER40	63	4000	1:1	123	88	117.5	51	75	250186-000	CWNFR5018094075	12.3
										2501106000	CWNFL5018094075	

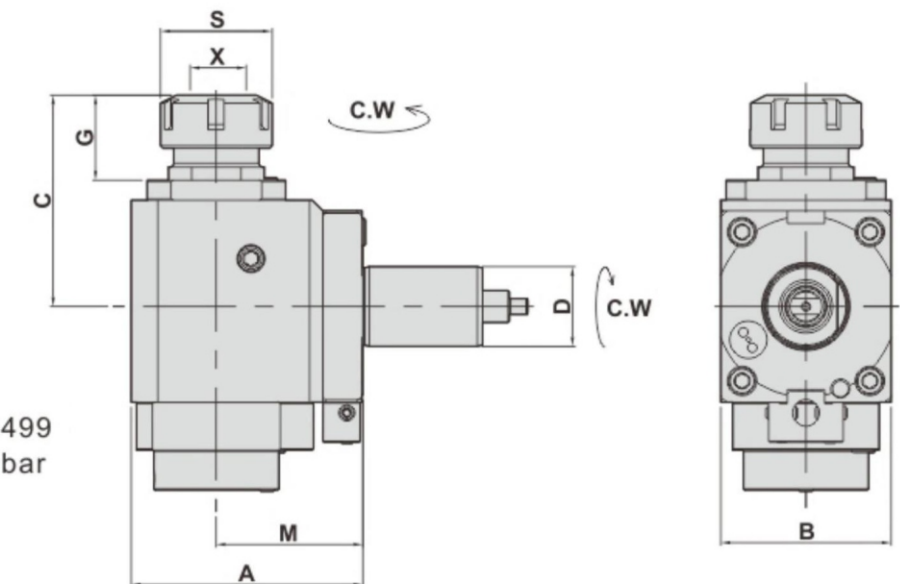
RADIAL MILLING AND DRILLING HEADS

徑向鑽銑刀座 (90°)

MODE : FL
LEFT-HAND



MODE : FR
RIGHT-HAND

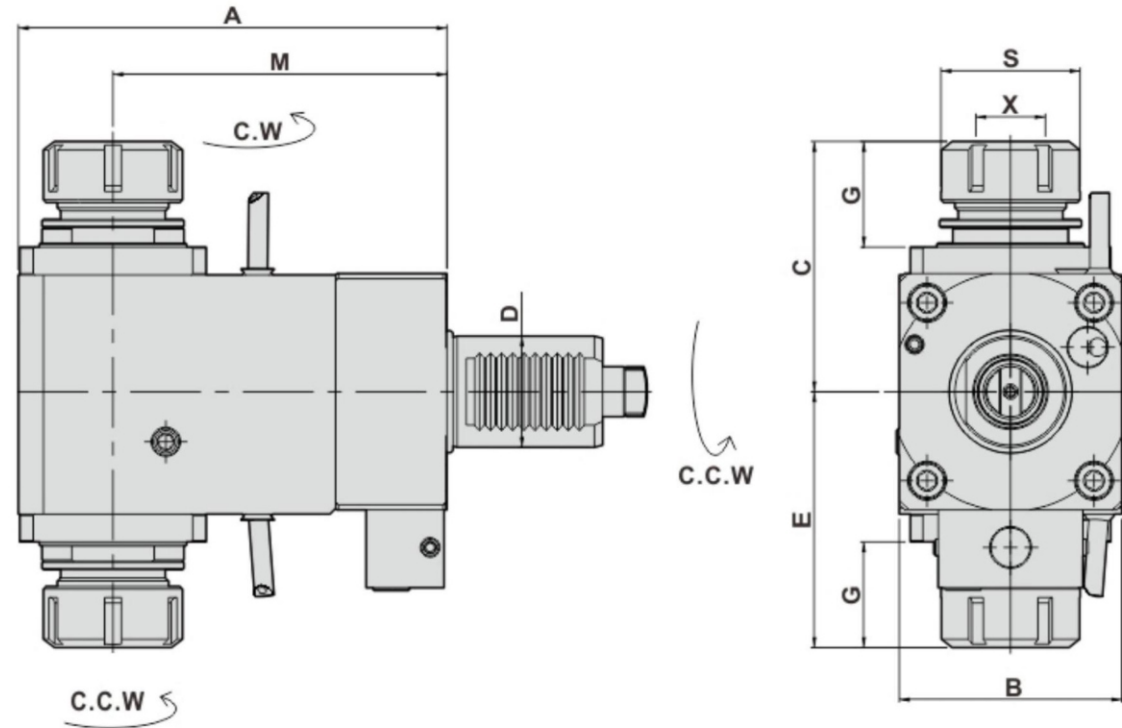


- To be used for collet DIN 6499
- Internal coolant supply:50bar
中心出水
- External coolant supply
- Collet is not included

DIMENSIONS

D DIN 69880	X Capacity	S	Maximum R.P.M	A	B	C	G	M	Code No.	Order No.	(Kg) Weight
30	1-16 ER25	42	4000	87	64	77.5	30	55	230146-000	CWFR3018092555	3.6
									230166-000	CWFL3018092555	
40	2-20 ER32	50	4000	103	76	87.5	34.5	65	240146-000	CWFR4018093265	6.1
									240166-000	CWFL4018093265	
40	2-20 ER32	50	4000	123	76	90.5	37.5	85	240154-000	CWFR4018093285	6.8
									240174-000	CWFL4018093285	

**RADIAL DRILLING AND MILLING HEADS
DOUBLE HEADS**
徑向雙頭鑽銑刀座 (90°)



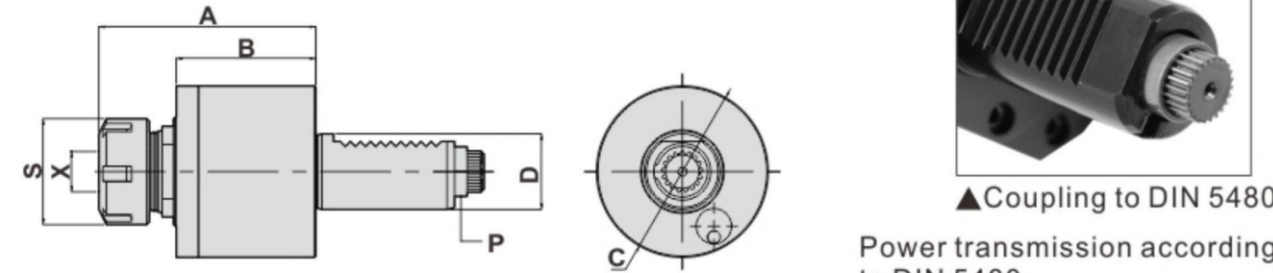
- To be used for collet DIN 6499
- External coolant supply
- Collet is not included

DIMENSIONS

D DIN 69880	X Capacity	S	Maximum R.P.M	i	A	B	C	E	G	M	Code No.	Order No.	(Kg) Weight
30	1-16 ER25	42	4000	1:1	112	64	70.5	70.5	28.5	85	230175-000	FL3018092585D	4.8
40	2-20 ER32	50	4000	1:1	119	80	90	92	38	85	240175-000	FL4018093285D	7.5
40	2-20 ER32	50	4000	1:1	134	80	90	92	38	100	240176-000	FL40180932100D	8.3
40	2-20 ER32	50	4000	1:1	154	80	90	92	38	120	24016A-000	FL40180932120D	9

Other shank dimensions under development

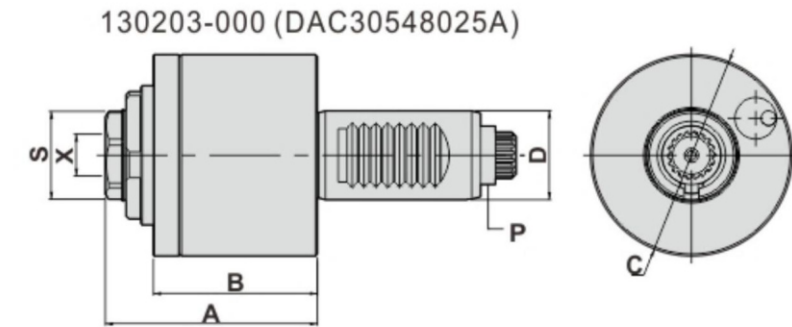
AXIAL DRILLING AND MILLING HEADS
軸向鑽銑刀座 (0°)



▲ Coupling to DIN 5480

Power transmission according to DIN 5480

- To be used for collet DIN 6499
- External coolant supply
- Collet is not included



DIMENSIONS

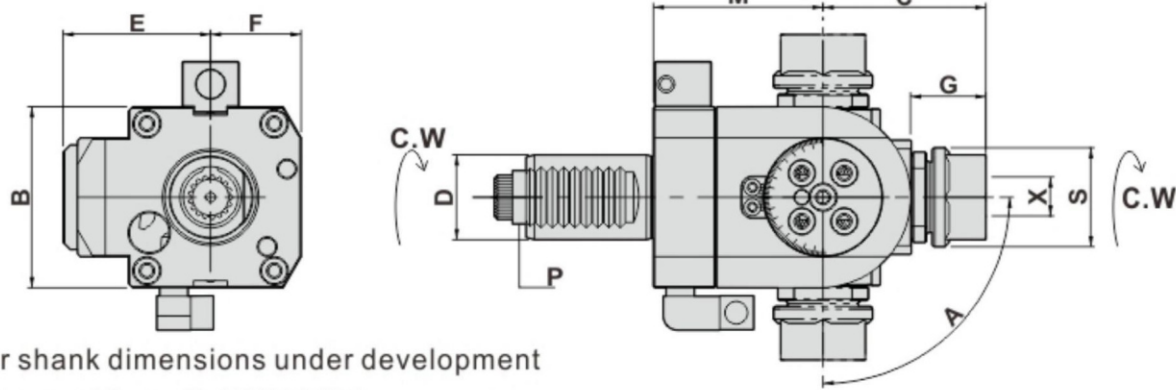
D DIN 69880	X Capacity	S	Maximum R.P.M	i	A	B	C	P DIN 5480	Code No.	Order No.	(Kg) Weight
20	1-10 ER16	30	6000	1:1	76	48	58	W11x0.8	120201-000	DA20548016	1.1
30	1-16 ER25	30	6000	1:1	70	55	68	W16x0.8	130203-000	DAC30548025A	1.8
30	1-16 ER25	42	6000	1:1	85	55	68	W16x0.8	130202-000	DAC30548025	1.9
30	1-16 ER25	42	6000	1:1	101	71.5	68	W16x0.8	130201-000	DA30548025	2.2
30	2-20 ER32	50	6000	1:1	120.5	71.5	68	W16x0.8	130218-000	DA30548032	2.5
40	1-10 ER16	30	6000	1:1	83.1	56	86	W20x0.8	140226-000	DAC40548016	3
40	1-16 ER25	42	6000	1:1	88.5	56	86	W20x0.8	140227-000	DAC40548025	3
40	2-20 ER32	50	6000	1:1	92.5	56	86	W20x0.8	140202-000	DAC40548032	3.1
40	2-20 ER32	38	6000	1:1	74	56	86	W20x0.8	140203-000	DAC40548032A	3
40	2-20 ER32	50	6000	1:1	111	75	86	W20x0.8	140201-000	DA40548032	3.8
40	3-26 ER40	63	6000	1:1	123.5	75	86	W20x0.8	140218-000	DA40548040	4.1
50	3-26 ER40	63	6000	1:1	122	82	96	W24x1.25	150201-000	DA50548040	5.7
60	10-34 ER50	78	6000	1:1	142	88	116	W30x1.25	160201-000	DA60548050	9.3

AXIAL TAPPING HEADS
軸向彈性攻牙刀座 (0°)

DIMENSIONS

D DIN 69880	X Capacity	S	Maximum R.P.M	i	A	B	C	P DIN 5480	Code No.	Order No.	(Kg) Weight
30	1~10 ER16	30	3000	1:1	108	71.5	68	W16x0.8	130216-000	TDA30548016	2.3
40	1~13 ER20	35	3000	1:1	95.5	56	86	W20x0.8	140222-000	TDAC40548020	3.1
50	1~16 ER25	42	3000	1:1	123	81.5	96	W24x1.25	150216-000	TDA50548025	5.7
60	2~20 ER32	50	3000	1:1	158.5	88.5	116	W30x1.25	160216-000	TDA60548032	9.3

ANGULAR HEAD
萬向鑽銑刀座



Other shank dimensions under development

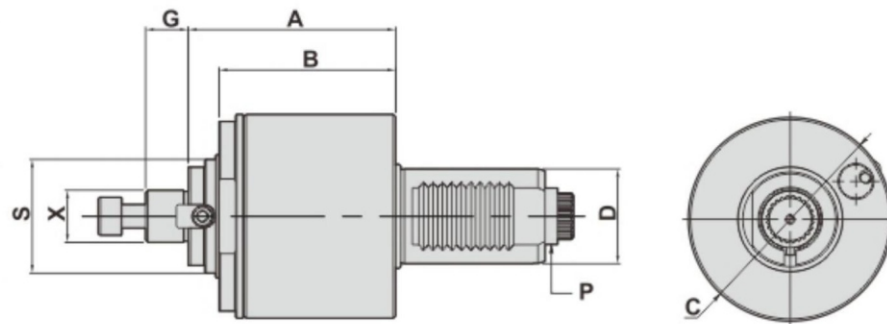
- To be used for collet DIN 6499
- External coolant supply
- Collet is not included

DIMENSIONS

D DIN 69880	X Capacity	Maximum R.P.M	S	A	B	C	E	F	G	M	P DIN 5480	Code No.	Order No.	(Kg) Weight
30	1~13 ER20	4000	35	±90°	64	59	54	32	27	67	W16x0.8	130215-000	DA30548020B	3.1
40	1~16 ER25	4000	42	±90°	76	65	65	38	29	70	W20x0.8	140215-000	DA40548025B	5.2
50	1~16 ER25	4000	42	±90°	90	80	76.5	45	32	85	W24x1.25	150215-000	DA50548025B	9.2
60	3~26 ER40	4000	63	±90°	108	99	92.5	55	38	97	W30x1.25	160215-000	DA60548040B	16.2

AXIAL SHELL END MILLING CUTTERS
軸向銑削刀座 (0°)

- To be used for cutter arbor according to DIN6358
- External coolant and intermediate rings supply.



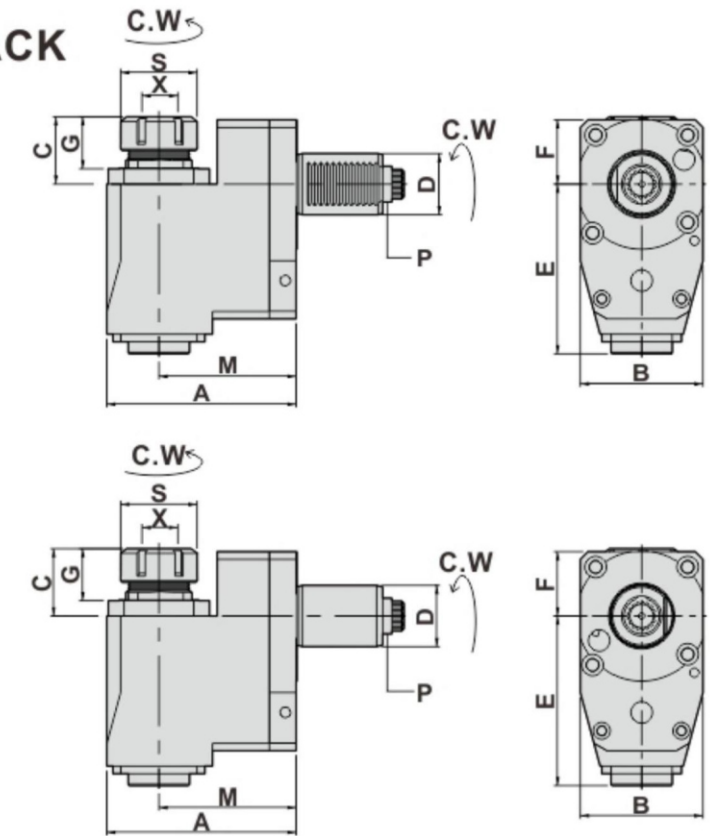
DIMENSIONS

D DIN 69880	X DIN 6358	Maximum R.P.M	S	A	B	C	G	P DIN 5480	Code No.	Order No.	(Kg) Weight
30	16	3000	32	85.5	71.5	68	17	W16x0.8	130206-000	DA30548016C	2.3
40	16	3000	32	69	56	86	17	W20x0.8	140231-000	DAC40548016C	3
40	22	3000	48	69	56	86	18	W20x0.8	140232-000	DAC40548022C	3.2

RADIAL DRILLING AND MILLING HEADS-SET BACK
徑向鑽銑刀座-後縮型
OFFSET (90°)

MODE : BL
LEFT-HAND

MODE : BR
RIGHT-HAND



- To be used for collet DIN 6499
- External coolant supply
- Collet is not included

DIMENSIONS

D DIN 69880	X Capacity	S	Maximum R.P.M	i	A	B	C	E	F	G	M	P DIN 5480	Code No.	Order No.	(Kg) Weight
20	1-10 ER16	30	5000	1:1	88	50	37	70	27	28.5	65	W11x0.8	220201-000	BR2054801665	2.4
													220221-000	BL2054801665	
30	1-16 ER25	42	5000	1:1	95	60	41.5	75.5	31.5	28.5	72	W16x0.8	230201-000	BR3054802572	3.6
													230221-000	BL3054802572	
40	2-20 ER32	50	5000	1:1	124	80	44	110	42	34	90	W20x0.8	240201-000	BR4054803290	8.3
													240221-000	BL4054803290	
50	3-26 ER40	63	5000	1:1	129	86	49	112	42	39	90	W24x1.25	250201-000	BR5054804090	10
													250221-000	BL5054804090	

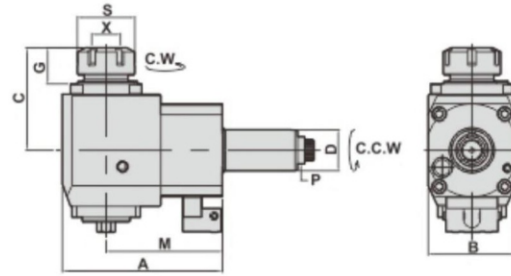
RADIAL TAPPING HEADS
徑向彈性攻牙刀座-後縮型 (90°)

DIMENSIONS

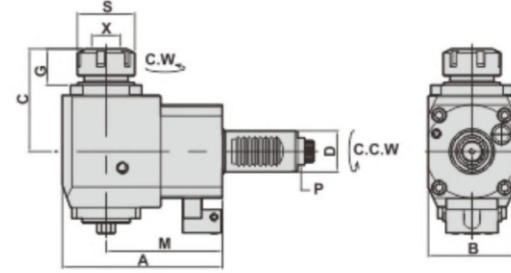
D DIN 69880	X Capacity	S	Maximum R.P.M	i	A	B	C	E	F	G	M	P DIN 5480	Code No.	Order No.	(Kg) Weight
20	1-10 ER16	30	3000	1:1	88	50	72.5	70	27	64.5	65	W11x0.8	220202-000	TBR2054801665	2.5
													220222-000	TBL2054801665	
30	1-10 ER16	30	3000	1:1	95	60	44	75.5	31.5	32	72	W16x0.8	230205-000	TBR3054801672	3.6
													230225-000	TBL3054801672	
40	1-13 ER20	35	3000	1:1	124	80	59.5	110	42	49.5	90	W20x0.8	240205-000	TBR4054802090	8.5
													240225-000	TBL4054802090	

RADIAL DRILLING AND MILLING HEADS
徑向鑽銑刀座 (90°)

MODE : FL
LEFT-HAND



MODE : FR
RIGHT-HAND



- To be used for collet DIN 6499
- External coolant supply
- Collet is not included

DIMENSIONS

D DIN 69880	X Capacity	S	Maximum R.P.M	i	A	B	C	G	M	P DIN 5480	Code No.	Order No.	(Kg) Weight
20	1-10 ER16	30	5000	1:1	72	50	65	26.5	50	W11x0.8	220241-000	FR2054801650	1.8
											220261-000	FL2054801650	
30	1-16 ER25	42	5000	1:1	97	64	74.5	26	55	W16x0.8	230241-000	FR3054802555	4
											230261-000	FL3054802555	
30	1-16 ER25	42	5000	1:1	117	64	74.5	26	85	W16x0.8	230248-000	FR3054802585	4.6
											230268-000	FL3054802585	
30	1-16 ER25	42	5000	1:1	127	64	74.5	26	100	W16x0.8	230249-000	FR30548025100	5.1
											230269-000	FL30548025100	
40	2-20 ER32	50	5000	1:1	99	80	80	29	65	W20x0.8	240241-000	FR4054803265	6
											240261-000	FL4054803265	
40	2-20 ER32	50	5000	1:1	119	80	80	29	85	W20x0.8	240248-000	FR4054803285	7
											240268-000	FL4054803285	
40	2-20 ER32	50	5000	1:1	134	80	80	29	100	W20x0.8	240249-000	FR40548032100	7.6
											240269-000	FL40548032100	
40	2-20 ER32	50	5000	1:1	154	80	80	29	120	W20x0.8	240255-000	FR40548032120	8.3
											240272-000	FL40548032120	

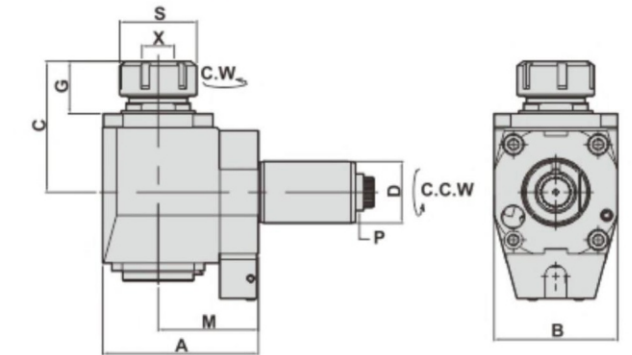
RADIAL TAPPING HEADS
徑向彈性攻牙刀座 (90°)

DIMENSIONS

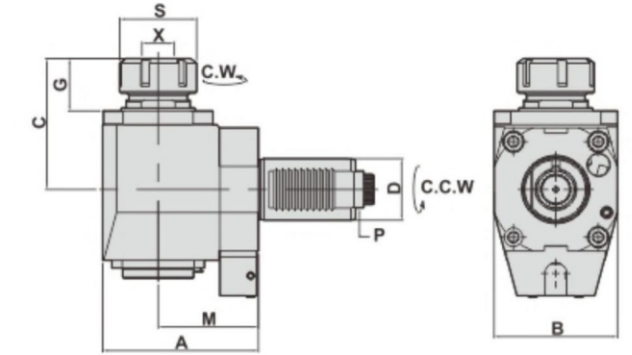
D DIN 69880	X Capacity	S	Maximum R.P.M	i	A	B	C	G	M	P DIN 5480	Code No.	Order No.	(Kg) Weight
30	1-10 ER16	30	3000	1:1	97	64	75	30	55	W16x0.8	230245-000	TFR3054801655	4.1
											230265-000	TFL3054801655	
30	1-10 ER16	30	3000	1:1	117	64	75	30	85	W16x0.8	230250-000	TFR3054801685	4.7
											230270-000	TFL3054801685	
30	1-10 ER16	30	3000	1:1	127	64	75	30	100	W16x0.8	230251-000	TFR30548016100	5.2
											230271-000	TFL30548016100	
40	1-13 ER20	35	3000	1:1	99	80	93.5	25	65	W20x0.8	240245-000	TFR4054802065	6.1
											240265-000	TFL4054802065	
40	1-13 ER20	35	3000	1:1	119	80	93.5	25	85	W20x0.8	240250-000	TFR4054802085	7.1
											240270-000	TFL4054802085	
40	1-13 ER20	35	3000	1:1	134	80	93.5	25	100	W20x0.8	240251-000	TFR40548020100	7.7
											240271-000	TFL40548020100	

RADIAL DRILLING AND MILLING HEADS
徑向鑽銑刀座 (90°)

MODE : FR
RIGHT-HAND



MODE : FL
LEFT-HAND



- To be used for collet DIN 6499
- External coolant supply
- Collet is not included

DIMENSIONS

D DIN 69880	X Capacity	S	Maximum R.P.M	i	A	B	C	G	M	P DIN 5480	Code No.	Order No.	(Kg) Weight
40	2-20 ER32	50	5000	1:1	99	80	85	34	65	W20x0.8	240281-000	NFR4054803265	6
											2402101000	NFL4054803265	
40	2-20 ER32	50	5000	1:1	119	80	85	34	85	W20x0.8	240288-000	NFR4054803285	7
											2402108000	NFL4054803285	
40	2-20 ER32	50	5000	1:1	134	80	85	34	100	W20x0.8	240289-000	NFR40548032100	7.6
											2402109000	NFL40548032100	
50	3-26 ER40	63	5000	1:1	115	88	102	35	75	W24x1.25	250288-000	NFR5054804075	9.8
											2502108000	NFL5054804075	
50	3-26 ER40	63	5000	1:1	140	88	102	35	100	W24x1.25	250289-000	NFR50548040100	11.7
											2502109000	NFL50548040100	
60	10-34 ER50	78	5000	1:1	156	104	139	56.5	106	W30x1.25	260281-000	NFR60548050106	18.1
											2602101000	NFL60548050106	

RADIAL TAPPING HEADS
徑向彈性攻牙刀座 (90°)

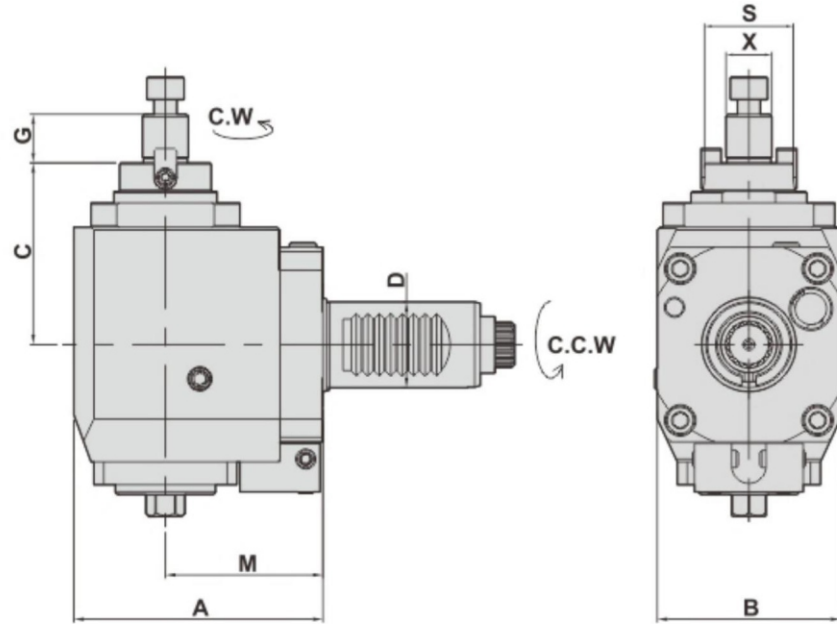
DIMENSIONS

D DIN 69880	X Capacity	S	Maximum R.P.M	i	A	B	C	G	M	P DIN 5480	Code No.	Order No.	(Kg) Weight
40	1-13 ER20	35	3000	1:1	99	80	105	25	65	W20x0.8	240285-000	NTFR4054802065	6.1
											2402105000	NTFL4054802065	
40	1-13 ER20	35	3000	1:1	119	80	105	25	85	W20x0.8	240290-000	NTFR4054802085	7.1
											2402110000	NTFL4054802085	
40	1-13 ER20	35	3000	1:1	134	80	105	25	100	W20x0.8	240291-000	NTFR40548020100	7.7
											2402111000	NTFL40548020100	
50	1-16 ER25	42	3000	1:1	140	100	118	51	100	W24x1.25	250251-000	NTFR50548025100	11.8
											250271-000	NTFL50548025100	

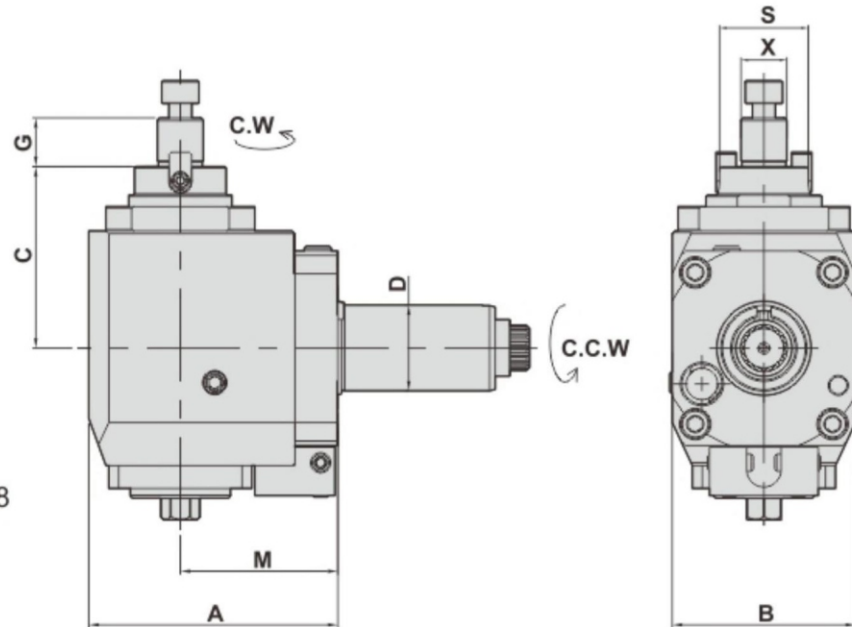
RADIAL SHELL END MILLING CUTTERS

徑向銑削刀座 (90°)

MODE : FL
LEFT-HAND



MODE : FR
RIGHT-HAND



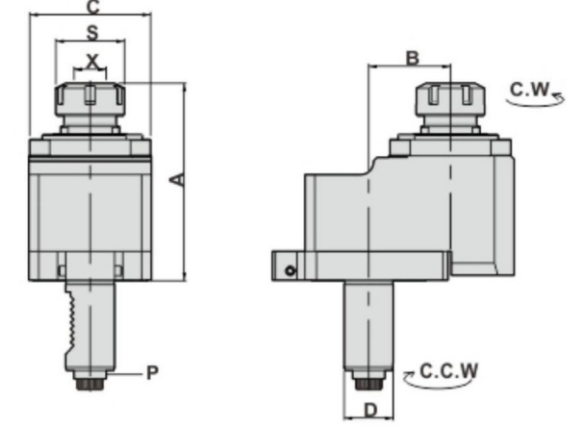
- To be used for collet DIN 6358
- External coolant and intermediate rings supply

DIMENSIONS

D DIN 69880	X DIN 6358	Maximum R.P.M	S	i	A	B	C	G	M	P DIN 5480	Code No.	Order No.	(Kg) Weight
30	16	5000	32	1:1	87	64	63.5	17	55	W16x0.8	230244-000	FR30548016C55	3.8
											230264-000	FL30548016C55	

AXIAL DRILLING AND MILLING HEADS

OFFSET - 軸向偏心鑽銑刀座 (0°)



- To be used for collet DIN 6499
- External coolant supply
- Collet is not included

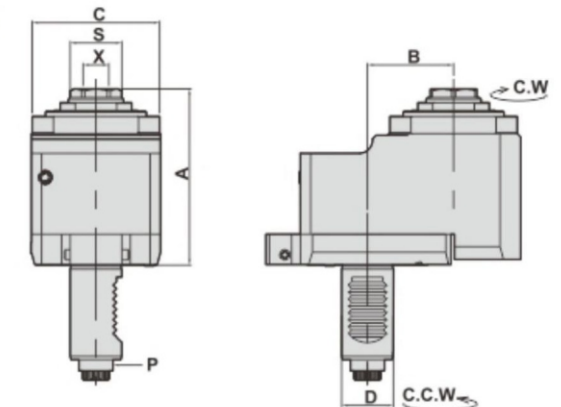
DIMENSIONS

D DIN 69880	X Capacity	S	Maximum R.P.M	i	A	B	C	P DIN 5480	Code No.	Order No.	(Kg) Weight
30	1-16 ER25	42	4000	1:1	100	29	60	W16x0.8	130208-000	Da3054802529	2.8
*30	1-16 ER25	42	8000	1:2	100	29	60	W16x0.8	130211-000	DA3054802529/1	2.8
30	1-16 ER25	42	4000	1:1	108	35	60	W16x0.8	130229-000	DA3054802535	3.2
30	1-16 ER25	42	4000	1:1	100	50	75	W16x0.8	130209-000	DA3054802550	4.8
*30	1-16 ER25	42	8000	1:2	106	50	75	W16x0.8	130212-000	DA3054802550/1	4.8
40	2-20 ER32	50	4000	1:1	125	50	75	W20x0.8	140208-000	DA4054803250	6
50	3-26 ER40	63	4000	1:1	123	65	86	W24x1.25	150208-000	DA5054804065	8.6

*2倍增速

AXIAL DRILLING AND MILLING HEADS

OFFSET - 軸向偏心鑽銑刀座 (0°)



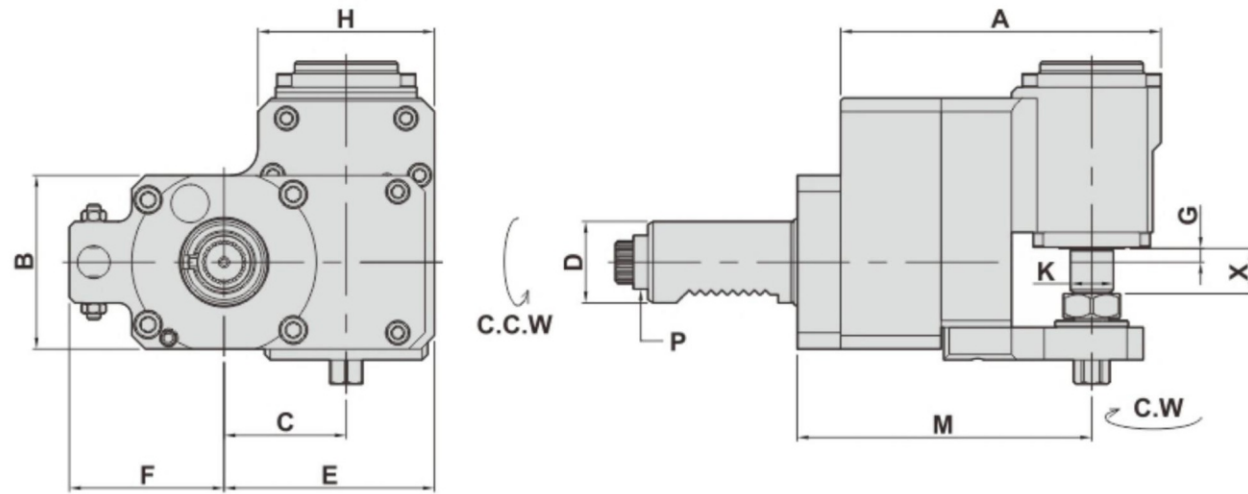
- To be used for collet DIN 6499
- External coolant supply
- Collet is not included

DIMENSIONS

D DIN 69880	X Capacity	S	Maximum R.P.M	i	A	B	C	P DIN 5480	Code No.	Order No.	(Kg) Weight
30	1-16 ER25	30	4000	1:1	102.5	50	75	W16x0.8	130226-000	DA30548025A50-L	5.5
*40	1-16 ER25	30	4000	1:1	105	50	78	W20x0.8	140237-000	DA40548025A50I-L	6.2
40	2-20 ER32	30	4000	1:1	111	50	75	W20x0.8	140238-000	DA40548032A50-L	5.9

*2倍增速

**RADIAL DRILLING AND MILLING HEADS
DISK CUTTER UNITS**
徑向側銑刀座 (90°)



- External coolant supply

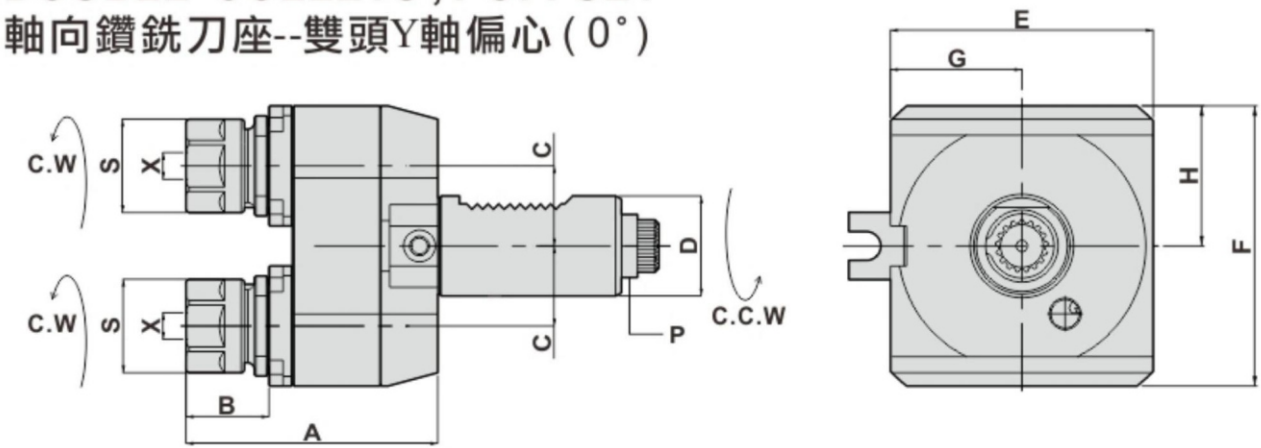
DIMENSIONS

D DIN 69880	X Capacity	Maximum R.P.M	i	A	B	C	E	F	G	H	K	M	P DIN 5480	Code No.	Order No.	(Kg) Weight
30	16	3000	3:1	133	64	45	77.5	49	5	65	16	108.5	W16x0.8	230207-000	BR30548016C/3	5.7
														230227-000	BL30548016C/3	
30	16	3000	3:1	133	64	45	77.5	49	5	65	25.4	108.5	W16x0.8	230209-000	BR30548025.4C/3	6
														230229-000	BL30548025.4C/3	
40	16	3000	3:1	136	70	45	77.5	75	5	65	16	110.5	W20x0.8	240207-000	BR40548016C/3	6.4
														240227-000	BL40548016C/3	
40	16	3000	3:1	136	70	45	77.5	75	5	65	25.4	110.5	W20x0.8	240209-000	BR40548025.4C/3	6.6
														240229-000	BL40548025.4C/3	

* i=3倍減速

Other shank dimensions under development

**AXIAL DRILLING AND MILLING HEADS
DOUBLE COLLETS, Y OFFSET**
軸向鑽銑刀座--雙頭Y軸偏心 (0°)

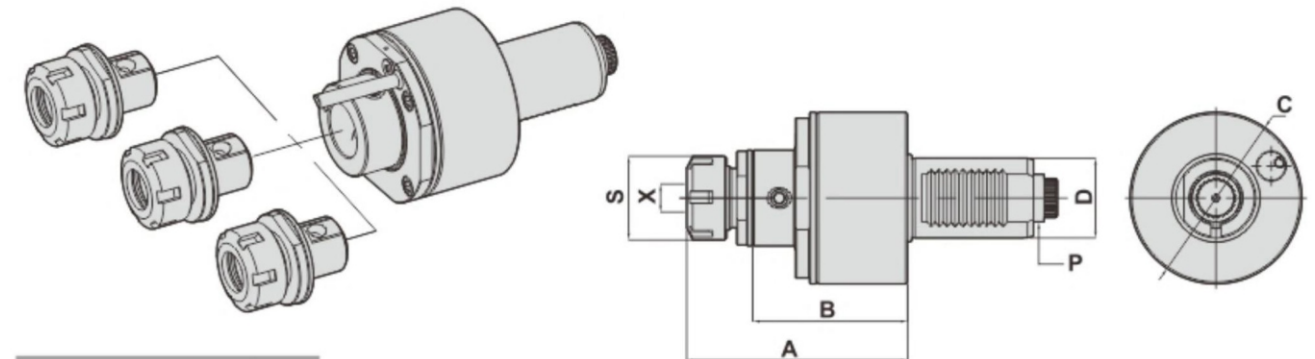


- To be used for collet DIN 6499
- External coolant supply
- Collet is not included

DIMENSIONS

D DIN 69880	X Capacity	Maximum R.P.M	S	A	B	C	E	F	G	H	P DIN 5480	Code No.	Order No.	(Kg) Weight
30	1-10 ER16	4000	30	83	24.5	24	80	95	40	48	W16x0.8	130217-000	DA30548016DY	3.2
40	1-13 ER20	4000	35	98	28.5	29	80	104	40	52	W20x0.8	140217-000	DA40548020DY	4.5

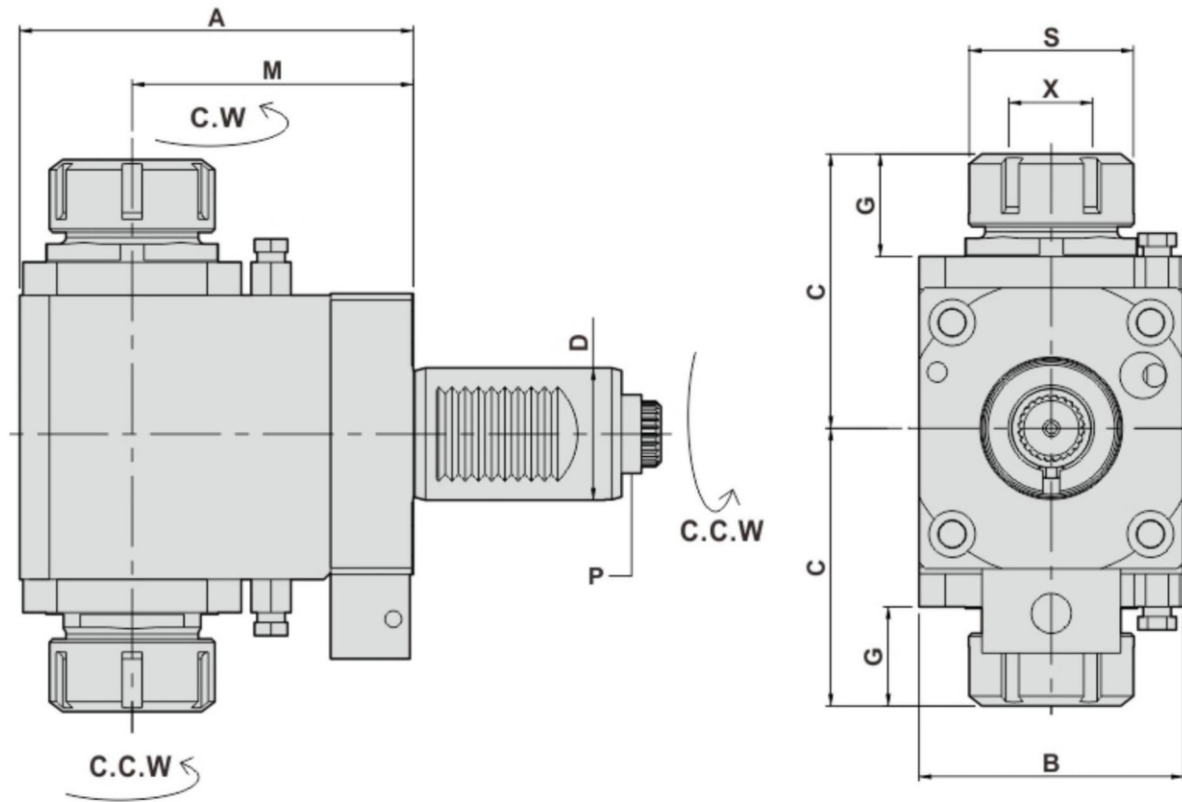
**AXIAL MILLING AND DRILLING HEADS
Quick-change Clamping System**
軸向快換鑽銑刀座 (0°)



DIMENSIONS

D DIN 69880	X Capacity	Maximum R.P.M	S	A	B	C	P DIN 5480	Code No.	Order No.	(Kg) Weight
40	1-16ER25	6000	40	110.5	77.5	86	W20x0.8	140239-000	DAC40548025-QF	3.3
40	2-20ER32	6000	40	129.5	77.5	86	W20x0.8	140236-000	DAC40548032-QF	3.6

**RADIAL DRILLING AND MILLING HEADS
DOUBLE HEADS
徑向雙頭鑽銑刀座 (90°)**



- To be used for collet DIN 6499
- External coolant supply
- Collet is not included

DIMENSIONS

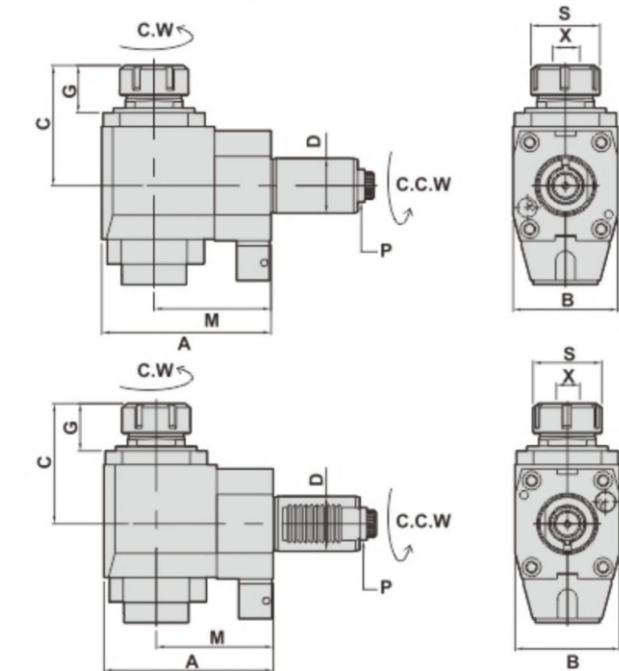
D DIN 69880	X Capacity	S	Maximum R.P.M	i	A	B	C	G	M	P DIN 5480	Code No.	Order No.	(Kg) Weight
30	1-16 ER25	42	4000	1:1	112	64	66	26.5	85	W16x0.8	230275-000	FL3054802585D	4.4
30	1-16 ER25	42	4000	1:1	127	64	66	26.5	100	W16x0.8	230276-000	FL30548025100D	4.8
40	2-20 ER32	50	4000	1:1	119	80	82	28	85	W20x0.8	240275-000	FL4054803285D	7.5
40	2-20 ER32	50	4000	1:1	134	80	82	28	100	W20x0.8	240276-000	FL40548032100D	8.2
40	2-20 ER32	50	4000	1:1	154	80	84	30	120	W20x0.8	240278-000	FL40548032120D	9.1

Other shank dimensions under development

**RADIAL DRILLING AND MILLING HEADS
徑向鑽銑刀座 (90°)**

MODE : FR
RIGHT-HAND

MODE : FL
LEFT-HAND

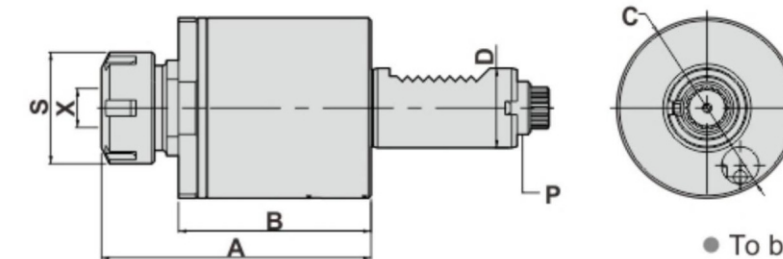


- To be used for collet DIN 6499
- Internal coolant supply:50bar 中心出水
- External coolant supply
- Collet is not included

DIMENSIONS

D DIN 69880	X Capacity	S	Maximum R.P.M	i	A	B	C	G	M	P DIN 5480	Code No.	Order No.	(Kg) Weight
40	2-20 ER32	50	5000	1:1	103	76	89.5	36.5	65	W20x0.8	240246-000	CWFR4054803265	6.1
											240266-000	CWFL4054803265	
40	2-20 ER32	50	5000	1:1	123	76	89.5	36.5	85	W20x0.8	240254-000	CWFR4054803285	6.8
											240274-000	CWFL4054803285	
40	2-20 ER32	50	5000	1:1	138	76	89.5	36.5	100	W20x0.8	240257-000	CWFR40548032100	7.6
											240277-000	CWFL40548032100	

**AXIAL MILLING AND DRILLING HEADS
軸向鑽銑刀座 (0°)**



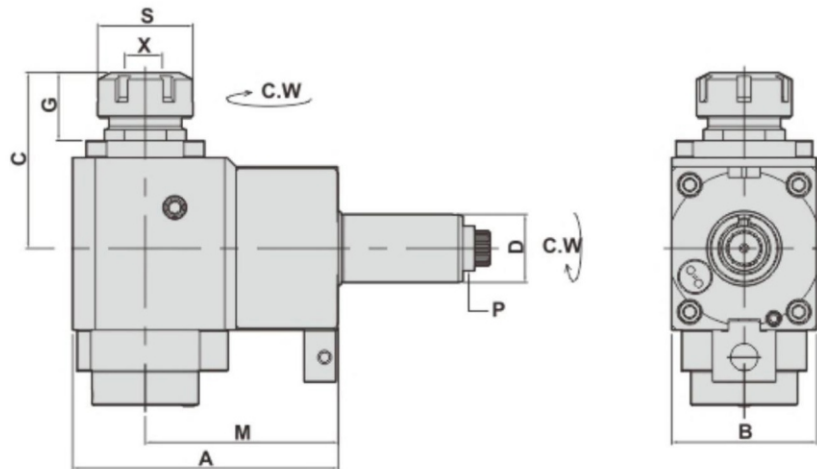
- To be used for collet DIN 6499
- Internal coolant supply:15bar 中心出水
- External coolant supply
- Collet is not included

DIMENSIONS

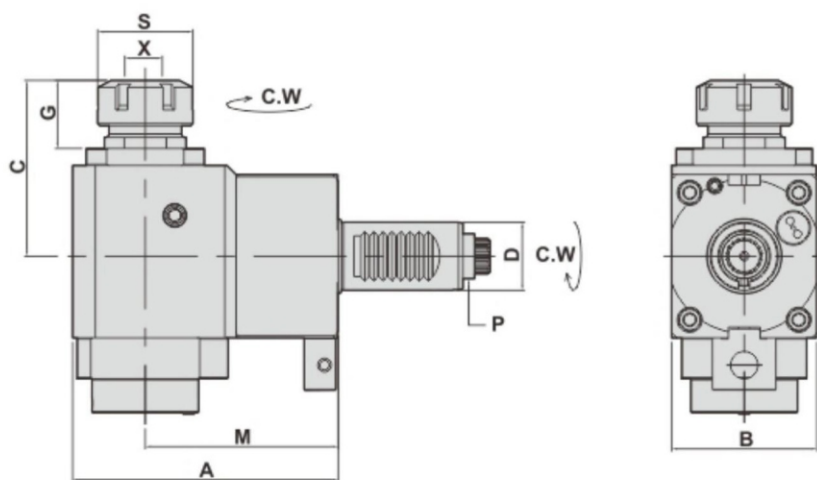
D DIN 69880	X Capacity	S	Maximum R.P.M	i	A	B	C	P DIN 5480	Code No.	Order No.	(Kg) Weight
20	1-10 ER16	30	5000	1:1	88.5	61	58	W11x0.8	120207-000	CWDA20548016	1.3
30	1-16 ER25	42	5000	1:1	102	72	68	W16x0.8	130207-000	CWDA30548025	2.3
40	2-20 ER32	50	5000	1:1	126	84.6	86	W20x0.8	140207-000	CWDA40548032	3.6
50	3-26 ER40	63	5000	1:1	136.5	94.5	96	W24x1.25	150207-000	CWDA50548040	6.4

RADIAL MILLING AND DRILLING HEADS - FORWARD
徑向鑽銑刀座 (90°)

MODE : FR
RIGHT-HAND



MODE : FL
LEFT-HAND

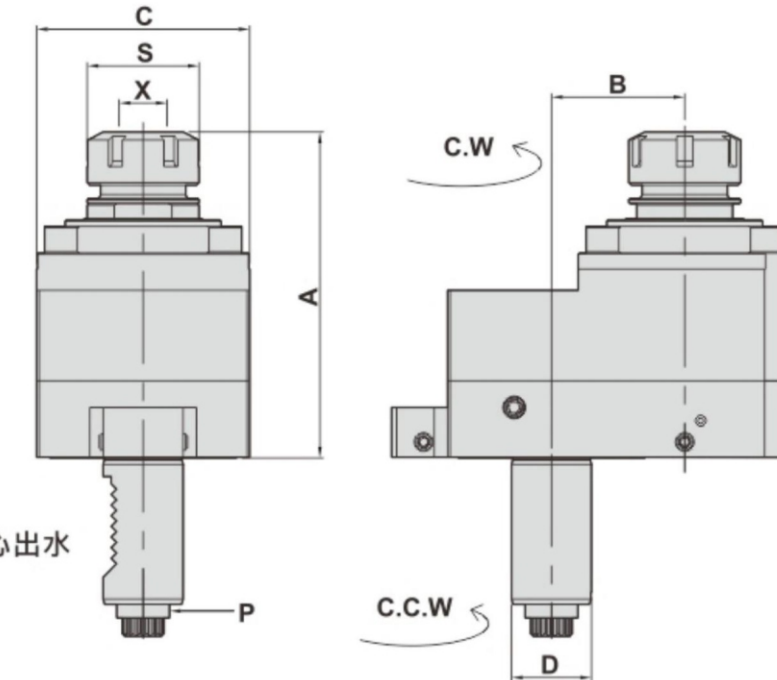


- To be used for collet DIN 6499
- Internal coolant supply: 50bar 中心出水
- External coolant supply
- Collet is not included

DIMENSIONS

D DIN 69880	X Capacity	S	Maximum R.P.M	i	A	B	C	G	M	P DIN 5480	Code No.	Order No.	(Kg) Weight
30	1-16 ER25	42	4000	1:1	87	64	77.5	30	55	W16x0.8	230286-000	CWNFR3054802555	3.9
											2302112000	CWNFL3054802555	
30	1-16 ER25	42	4000	1:1	117	64	77.5	30	85	W16x0.8	230294-000	CWNFR3054802585	5
											2302113000	CWNFL3054802585	
30	1-16 ER25	42	4000	1:1	132	64	77.5	30	100	W16x0.8	230295-000	CWNFR30548025100	5.6
											2302114000	CWNFL30548025100	
50	3-26 ER40	63	4000	1:1	123	88	115.5	49	75	W24x1.25	250286-000	CWNFR5054804075	12.3
											2502106000	CWNFL5054804075	

**AXIAL DRILLING AND MILLING HEADS
OFFSET**
軸向偏心鑽銑刀座 (0°)

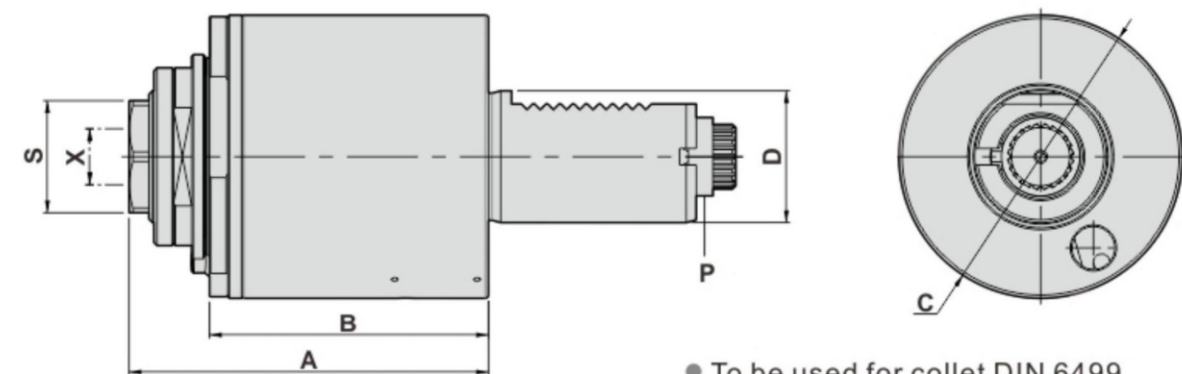


- To be used for collet DIN 6499
- Internal coolant supply : 30bar 中心出水
- External coolant supply
- Collet is not included

DIMENSIONS

D DIN 69880	X Capacity	S	Maximum R.P.M	i	A	B	C	P DIN 5480	Code No.	Order No.	(Kg) Weight
30	1-16 ER25	42	4000	1:1	122.5	50	80	W16x0.8	130214-000	CWDA3054802550	3.6
50	3-26 ER40	63	4000	1:1	140.5	65	90	W24x1.25	150213-000	CWDA5054804065	10.5

AXIAL DRILLING AND MILLING HEADS
軸向鑽銑刀座 (0°)



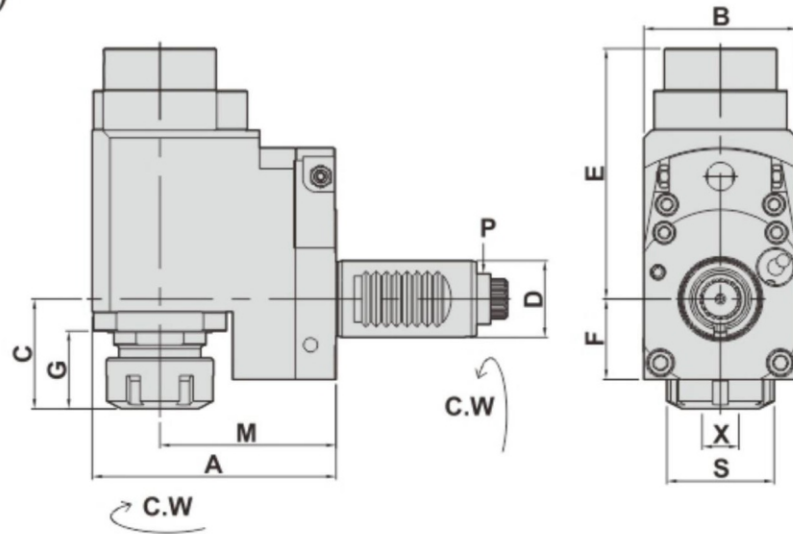
- To be used for collet DIN 6499
- Internal coolant supply: 15bar 中心出水
- External coolant supply
- Collet is not included

DIMENSIONS

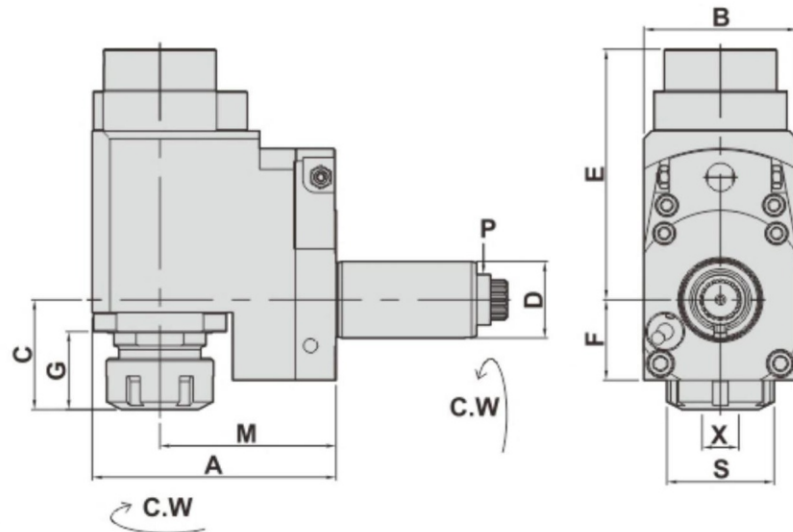
D DIN 69880	X Capacity	S	Maximum R.P.M	i	A	B	C	P DIN 5480	Code No.	Order No.	(Kg) Weight
40	2-20 ER32	38	6000	1:1	109	85	86	W16x0.8	140220-000	CWDA40548032A	4.3

RADIAL MILLING AND DRILLING HEADS
OFFSET-後縮型 (90°)

MODE : BR
RIGHT-HAND



MODE : BL
LEFT-HAND


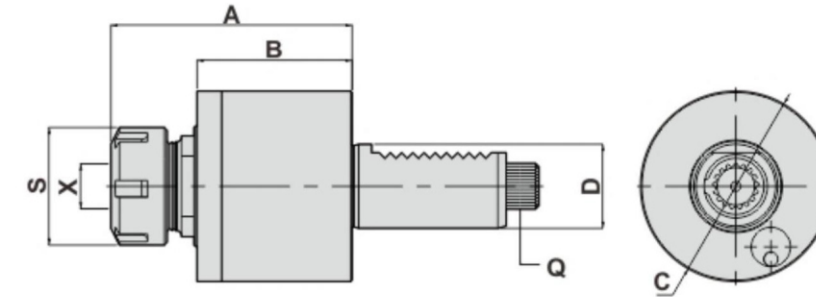


- To be used for collet DIN 6499
- Internal coolant supply:50bar 中心出水
- External coolant supply
- Collet is not included

DIMENSIONS

D DIN 69880	X Capacity	S	Maximum R.P.M	i	A	B	C	E	F	G	M	P DIN 5480	Code No.	Order No.	(Kg) Weight
30	1-16 ER25	42	5000	1:1	96	60	43	98	31.5	30.5	72	W16x0.8	230206-000	CWBR3054802572	4.1
40	2-20 ER32	50	5000	1:1	128	80	47	130	42	36	90	W20x0.8	240206-000	CWBR4054803290	9.7
													240226-000	CWBL4054803290	
50	3-26 ER40	63	5000	1:1	129	86	48.5	133	42	38.5	90	W24x1.25	250206-000	CWBR5054804090	12.4
													250226-000	CWBL5054804090	

AXIAL DRILLING AND MILLING HEADS
軸向鑽銑刀座 (0°)



▲ Coupling to DIN 5482

Power transmission according to DIN 5482

- To be used for collet DIN 6499
- External coolant supply
- Collet is not included

DIMENSIONS

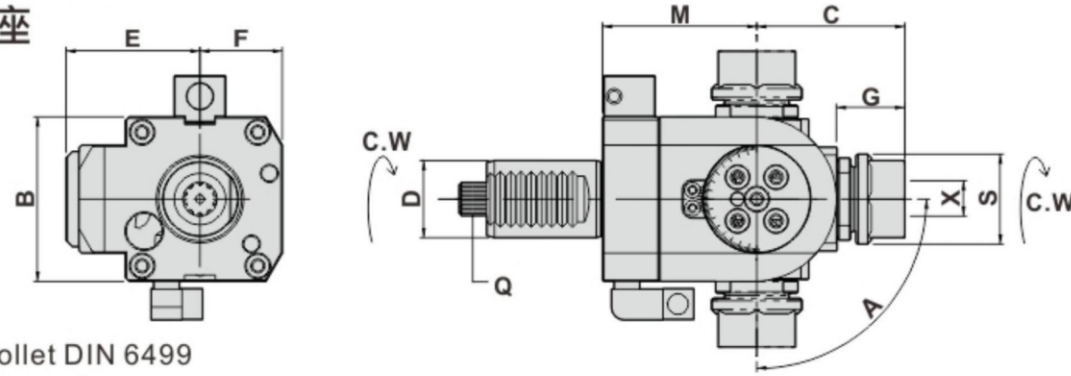
D DIN 69880	X Capacity	S	Maximum R.P.M	i	A	B	C	Q DIN 5482	Code No.	Order No.	(Kg) Weight	
30	1-16	ER25	42	6000	1:1	101	70	68	B15x12	130301-000	DA30548225	2.2
40	1-16	ER25	42	6000	1:1	108.5	73.5	86	B17x14	140327-000	DA40548225	3.7
40	2-20	ER32	50	6000	1:1	110	73.5	86	B17x14	140301-000	DA40548232	3.8
50	3-26	ER40	63	6000	1:1	120	81.5	96	B20x17	150301-000	DA50548240	5.5
60	10-34	ER50	78	6000	1:1	140	88.5	116	B25x22	160301-000	DA60548250	8.9

AXIAL TAPPING HEADS
軸向彈性攻牙刀座 (0°)

DIMENSIONS

D DIN 69880	X Capacity	S	Maximum R.P.M	i	A	B	C	Q DIN 5482	Code No.	Order No.	(Kg) Weight	
30	1~10	ER16	30	3000	1:1	108	71.5	68	B15x12	130316-000	TDA30548216	2.2
40	1~13	ER20	35	3000	1:1	95.5	55	86	B17x14	140322-000	TDAC40548220	3
50	1~16	ER25	42	3000	1:1	123	81.5	96	B20x17	150316-000	TDA50548225	5.5
60	2~20	ER32	50	3000	1:1	158.5	88.5	116	B25x22	160316-000	TDA60548232	8.9

ANGULAR HEADS
萬向鑽銑刀座



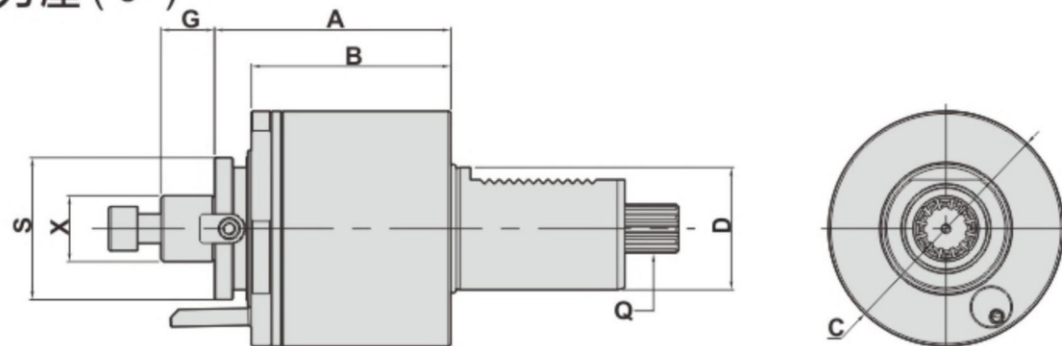
- To be used for collet DIN 6499
- External coolant supply
- Collet is not included

DIMENSIONS

Other shank dimensions under development

D DIN 69880	X Capacity	Maximum R.P.M	S	A	B	C	E	F	G	M	Q DIN 5482	Code No.	Order No.	(Kg) Weight
30	1-13 ER20	4000	35	±90°	64	59	54	32	27	67	B15x12	130315-000	DA30548220B	2.9
40	1-16 ER25	4000	42	±90°	76	65	65	38	29	70	B17x14	140315-000	DA40548225B	5.1
50	1-16 ER25	4000	42	±90°	90	80	85	45	32	85	B20x17	150315-000	DA50548225B	9.1

AXIAL SHELL END MILLING CUTTERS
軸向銑削刀座 (0°)



- To be used for cutter arbor according to DIN 6358
- External coolant and intermediate rings supply

DIMENSIONS

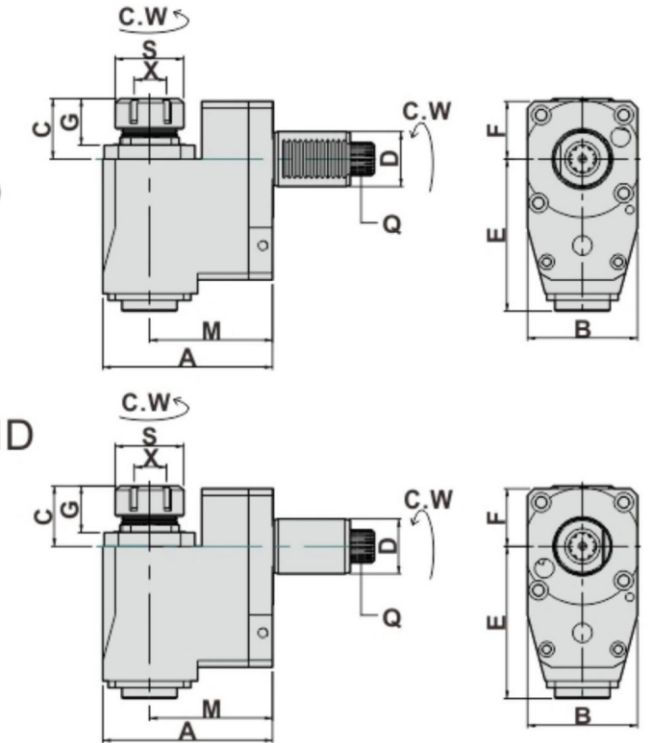
D DIN 69880	X Capacity	Maximum R.P.M	S	A	B	C	G	Q DIN 5482	Code No.	Order No.	(Kg) Weight
30	16	3000	32	85.5	71.5	68	17	B15x12	130306-000	DA30548216C	1.3
40	16	3000	32	69	55	86	17	B17x14	140305-000	DA40548216C	3
40	22	3000	48	69	55	86	18	B17x14	140306-000	DA40548222C	3.1
50	22	3000	48	94	81.5	96	18	B20x17	150305-000	DA50548222C	5.5
50	27	3000	60	97.5	88.5	96	20	B20x17	150306-000	DA50548227C	5.7

RADIAL DRILLING AND MILLING HEADS
OFFSET

徑向鑽銑刀座-後縮型 (90°)

MODE : BL
LEFT-HAND

MODE : BR
RIGHT-HAND



- To be used for collet DIN 6499
- External coolant supply
- Collet is not included

DIMENSIONS

D DIN 69880	X Capacity	S	Maximum R.P.M	i	A	B	C	E	F	G	M	Q DIN 5482	Code No.	Order No.	(Kg) Weight
30	1-16 ER25	42	5000	1:1	95	60	42	75.5	31.5	28.5	72	B15x12	230301-000	BR3054822572	3.5
													230321-000	BL3054822572	
40	2-20 ER32	50	5000	1:1	124	80	44	110	42	34	90	B17x14	240301-000	BR4054823290	8.2
													240321-000	BL4054823290	
50	3-26 ER40	63	5000	1:1	129	86	49	112	45	39	90	B20x17	250301-000	BR5054824090	10
													250321-000	BL5054824090	
60	10-34 ER50	78	5000	1:1	147	104	83	118	54	42	106	B25x22	260301-000	BR60548250106	16.4
													260321-000	BL60548250106	

RADIAL TAPPING HEADS

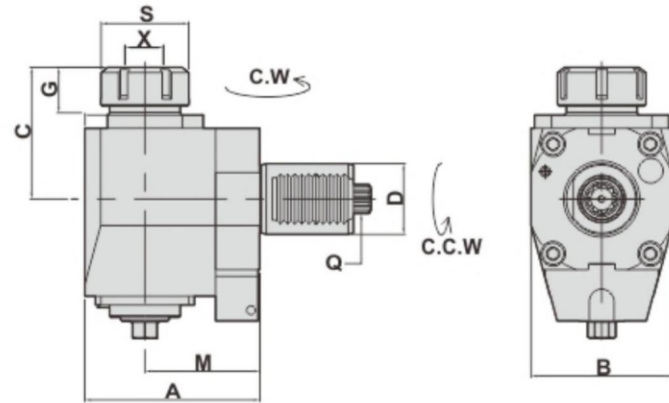
徑向彈性攻牙刀座-後縮型 (90°)

DIMENSIONS

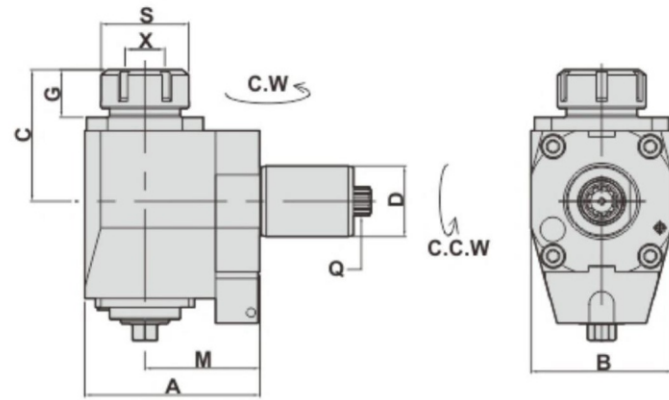
D DIN 69880	X Capacity	S	Maximum R.P.M	i	A	B	C	E	F	G	M	Q DIN 5482	Code No.	Order No.	(Kg) Weight
30	1-10 ER16	30	3000	1:1	95	60	44	75.5	31.5	32	72	B15x12	230305-000	TBR3054821672	3.5
													230325-000	TBL3054821672	
40	1-13 ER20	35	3000	1:1	124	80	50	110	42	34	90	B17x14	240305-000	TBR4054822090	8.4
													240325-000	TBL4054822090	
50	1-16 ER25	42	3000	1:1	129	86	54	112	45	36	90	B20x17	250305-000	TBR5054822590	10.2
													250325-000	TBL5054822590	
60	2-20 ER32	50	3000	1:1	147	104	87	118	54	40	106	B25x22	260305-000	TBR60548232106	16.6
													260325-000	TBL60548232106	

RADIAL DRILLING AND MILLING HEADS
徑向鑽銑刀座 (90°)

MODE : FL
LEFT-HAND



MODE : FR
RIGHT-HAND



- To be used for collet DIN 6499
- External coolant supply
- Collet is not included

DIMENSIONS

D DIN 69880	X Capacity	S	Maximum R.P.M	i	A	B	C	G	M	Q DIN 5482	Code No.	Order No.	(Kg) Weight
30	1-16 ER25	42	5000	1:1	97	64	74.5	26	65	B15x12	230341-000	FR3054822565	4
											230361-000	FL3054822565	
30	1-16 ER25	42	5000	1:1	117	64	74.5	26	85	B15x12	230348-000	FR3054822585	4.7
											230368-000	FL3054822585	
40	2-20 ER32	50	5000	1:1	99	80	80	29	65	B17x14	240341-000	FR4054823265	5.9
											240361-000	FL4054823265	
40	2-20 ER32	50	5000	1:1	119	80	80	29	85	B17x14	240348-000	FR4054823285	6.9
											240368-000	FL4054823285	

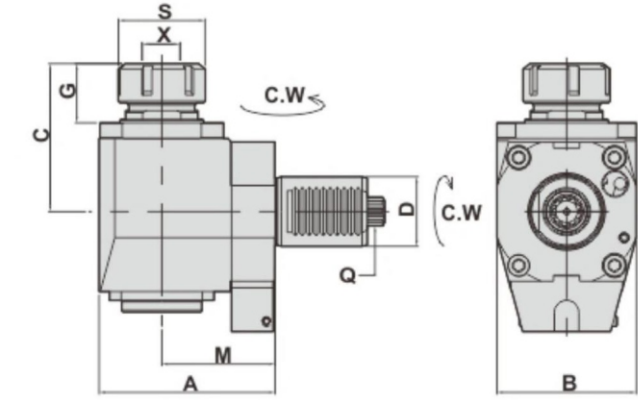
RADIAL TAPPING HEADS
徑向彈性攻牙刀座 (90°)

DIMENSIONS

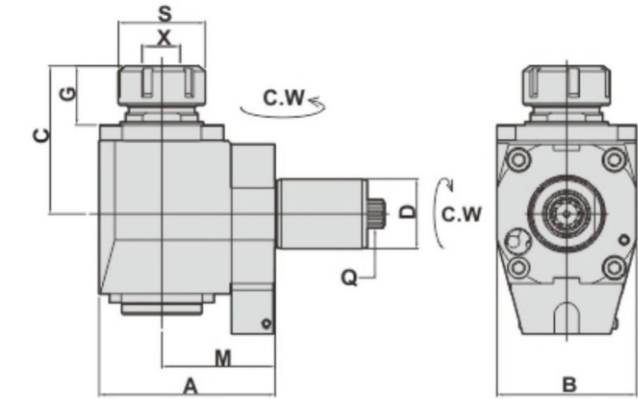
D DIN 69880	X Capacity	S	Maximum R.P.M	i	A	B	C	G	M	Q DIN 5482	Code No.	Order No.	(Kg) Weight
30	1-10 ER16	30	3000	1:1	97	64	75	30	65	B15x12	230345-000	TFR3054821665	4.1
											230365-000	TFL3054821665	
30	1-10 ER16	30	3000	1:1	117	64	75	30	85	B15x12	230350-000	TFR3054821685	4.8
											230370-000	TFL3054821685	
40	1-13 ER20	35	3000	1:1	99	80	93.5	25	65	B17x14	240345-000	TFR4054822065	6
											240365-000	TFL4054822065	
40	1-13 ER20	35	3000	1:1	119	80	93.5	25	85	B17x14	240350-000	TFR4054822085	7
											240370-000	TFL4054822085	

RADIAL DRILLING AND MILLING HEADS
徑向鑽銑刀座 (90°)

MODE : FL
LEFT-HAND



MODE : FR
RIGHT-HAND



- To be used for collet DIN 6499
- External coolant supply
- Collet is not included

DIMENSIONS

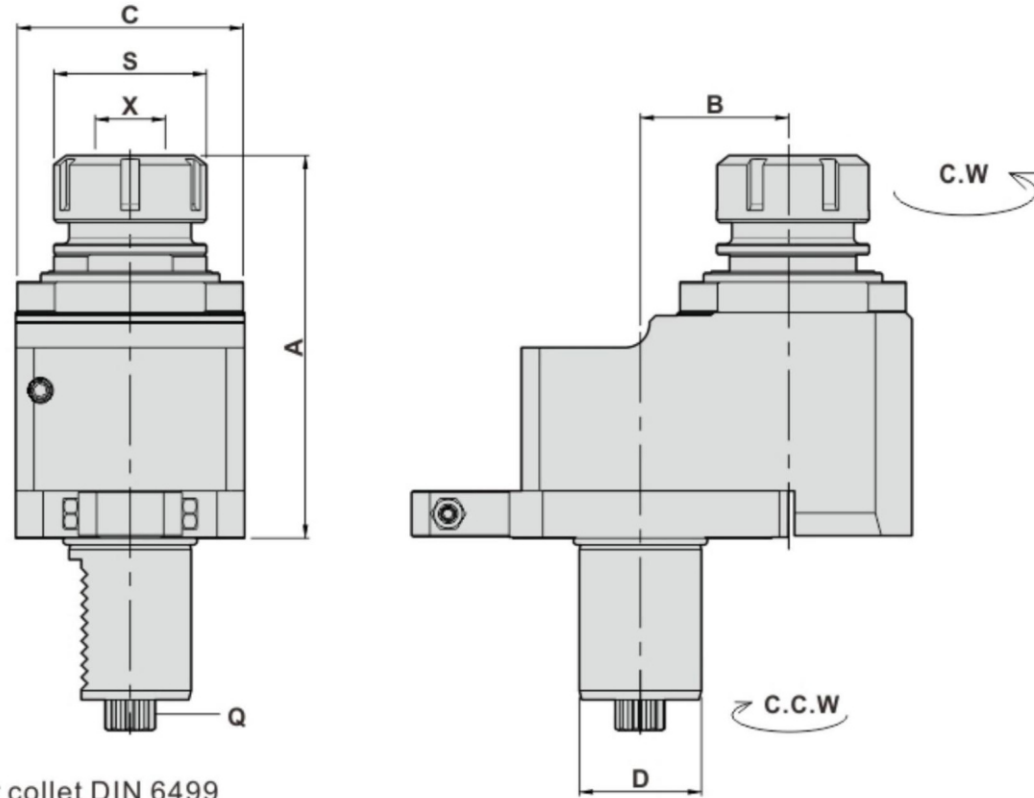
D DIN 69880	X Capacity	S	Maximum R.P.M	i	A	B	C	G	M	Q DIN 5482	Code No.	Order No.	(Kg) Weight
40	2-20 ER32	50	5000	1:1	99	80	85	34	65	B17x14	240381-000	NFR4054823265	6
											2403101000	NFL4054823265	
40	2-20 ER32	50	5000	1:1	119	80	85	34	85	B17x14	240388-000	NFR4054823285	7
											2403108000	NFL4054823285	
50	3-26 ER40	63	5000	1:1	115	88	103	40	75	B20x17	250388-000	NFR5054824075	9.8
											2503108000	NFL5054824075	
60	10-34 ER50	78	5000	1:1	156	104	139	56.5	106	B25x22	260381-000	NFR60548250106	18
											2603101000	NFL60548250106	

RADIAL TAPPING HEADS
徑向彈性攻牙刀座 (90°)

DIMENSIONS

D DIN 69880	X Capacity	S	Maximum R.P.M	i	A	B	C	G	M	Q DIN 5482	Code No.	Order No.	(Kg) Weight
40	1-13 ER20	35	3000	1:1	99	80	105	25	65	B17x14	240385-000	NTFR4054822065	6.1
											2403105000	NTFL4054822065	
40	1-13 ER20	35	3000	1:1	119	80	105	25	85	B17x14	240390-000	NTFR4054822085	7.1
											2403110000	NTFL4054822085	
50	1-16 ER25	42	3000	1:1	115	88	103	42	75	B20x17	250385-000	NTFR5054822575	10
											2503105000	NTFL5054822575	

**AXIAL DRILLING AND MILLING HEADS
OFFSET**
軸向偏心鑽銑刀座 (0°)



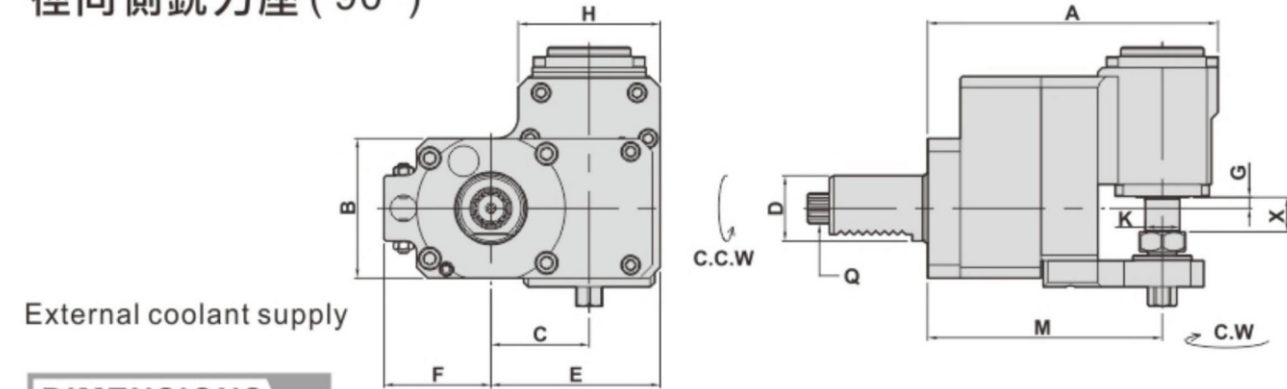
- To be used for collet DIN 6499
- External coolant supply
- Collet is not included

DIMENSIONS

D DIN 69880	X Capacity	S	Maximum R.P.M	i	A	B	C	Q DIN 5482	Code No.	Order No.	(Kg) Weight
30	1-16 ER25	42	4000	1:1	100	29	60	B15x12	130308-000	DA3054822529	2.8
*30	1-16 ER25	42	8000	1:2	100	29	60	B15x12	130311-000	DA3054822529/1	2.8
30	1-16 ER25	42	4000	1:1	121	50	75	B15x12	130309-000	DA3054822550	6
40	2-20 ER32	50	4000	1:1	125	50	75	B17x14	140308-000	DA4054823250	5
50	3-26 ER40	63	3000	1:1	124	65	86	B20x17	150309-000	DA5054824065	9
60	10-34 ER50	78	3000	1:1	168	65	104	B25x22	160308-000	DA6054825065	17.4
60	10-34 ER50	78	3000	1:1	173.5	80	104	B25x22	160309-000	DA6054825080	18

*2倍增速

RADIAL MILLING HEADS - DISK CUTTER UNITS
徑向側銑刀座 (90°)



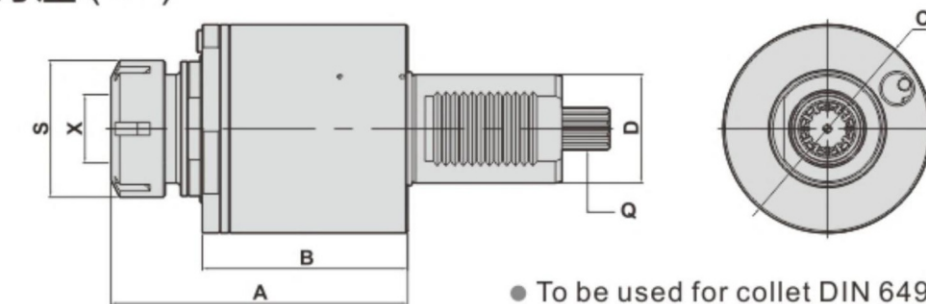
DIMENSIONS

D DIN 69880	X Capacity	Maximum R.P.M	i	A	B	C	E	F	G	H	K	M	Q DIN 5482	Code No.	Order No.	(Kg) Weight
30	16	3000	3:1	133	64	45	77.5	49	5	65	16	108	B15x12	230307-000	BR30548216C/3	5.8
30	16	3000	3:1	133	64	45	77.5	49	5	65	25.4	108	B15x12	230309-000	BR30548225.4C/3	6.1
40	16	3000	3:1	136	70	45	77.5	75	5	65	16	111	B17x14	240307-000	BR40548216C/3	6.4
40	16	3000	3:1	136	70	45	77.5	75	5	65	25.4	111	B17x14	240309-000	BR40548225.4C/3	6.7
														240329-000	BL40548225.4C/3	

* i = 3倍減速

Other shank dimensions under development

AXIAL MILLING AND DRILLING HEADS
軸向鑽銑刀座 (0°)



- To be used for collet DIN 6499
- Internal coolant supply: 15bar 中心出水
- External coolant supply
- Collet is not included

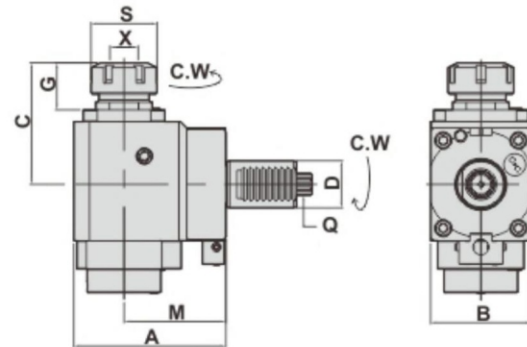
DIMENSIONS

D DIN 69880	X Capacity	S	Maximum R.P.M	i	A	B	C	Q DIN 5482	Code No.	Order No.	(Kg) Weight
30	1-16 ER25	42	6000	1:1	101.5	72.5	68	B15x12	130307-000	CWDA30548225	2.3
50	3-26 ER40	63	6000	1:1	136.5	94.5	96	B20x17	150307-000	CWDA50548240	6.4
60	10-34 ER50	78	6000	1:1	143.8	89.8	116	B25x22	160307-000	CWDA60548250	9

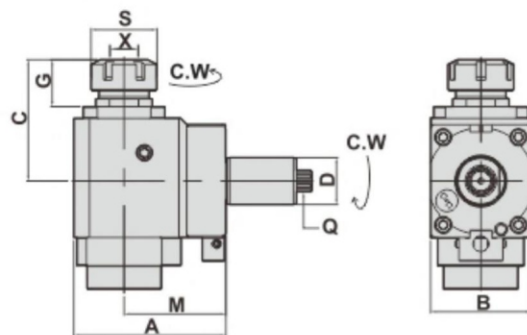
**RADIAL MILLING AND DRILLING HEADS
FORWARD**

徑向鑽銑刀座 (90°)

MODE : FL
LEFT-HAND



MODE : FR
RIGHT-HAND



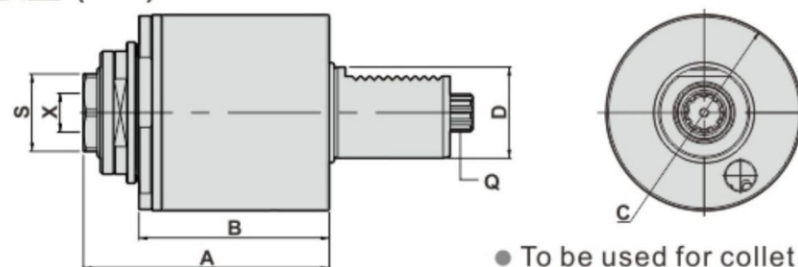
- To be used for collet DIN 6499
- Internal coolant supply:50bar 中心出水
- External coolant supply
- Collet is not included

DIMENSIONS

D DIN 69880	X Capacity	S	Maximum R.P.M	i	A	B	C	G	M	Q DIN 5482	Code No.	Order No.	(Kg) Weight
30	1-16 ER25	42	5000	1:1	97	64	77.5	30	65	B15x12	230386-000	CWNFR3054822565	4.3
					117	64	78.5	30	85	B15x12	2303106000	CWNFL3054822565	
30	1-16 ER25	42	5000	1:1	103	76	89	36	65	B17x14	230394-000	CWNFR3054822585	5
					117	64	78.5	30	85	B15x12	2303107000	CWNFL3054822585	
40	2-20 ER32	50	5000	1:1	103	76	89	36	65	B17x14	240386-000	CWNFR4054823265	6.1
					123	88	116	49	75	B20x17	2403106000	CWNFL4054823265	
50	3-26 ER40	63	5000	1:1	123	88	116	49	75	B20x17	250386-000	CWNFR5054824075	12.1
					123	88	116	49	75	B20x17	2503106000	CWNFL5054824075	

AXIAL MILLING AND DRILLING HEADS

軸向鑽銑刀座 (0°)



- To be used for collet DIN 6499
- Internal coolant supply:15bar 中心出水
- External coolant supply
- Collet is not included

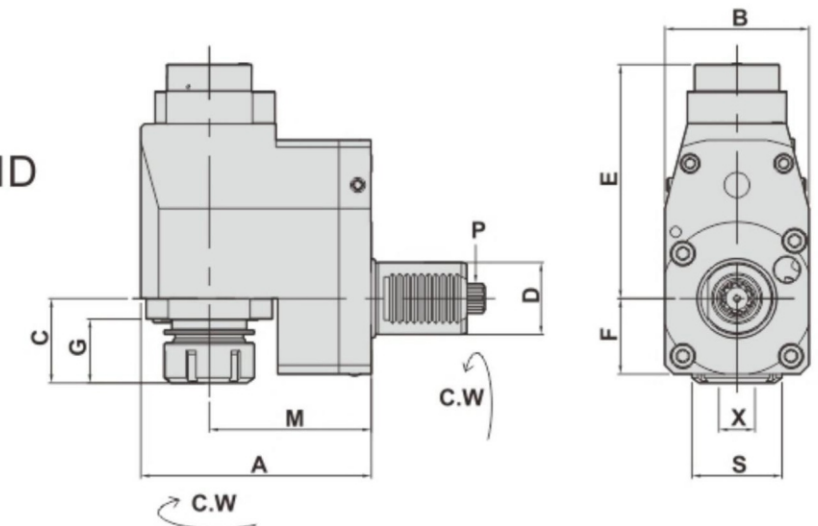
DIMENSIONS

D DIN 69880	X Capacity	S	Maximum R.P.M	i	A	B	C	Q DIN 5482	Code No.	Order No.	(Kg) Weight
40	1-16 ER25	30	6000	1:1	106	84	86	B17x14	140325-000	CWDA40548225A	4.1
					108	84	86	B17x14	140320-000	CWDA40548232A	
40	2-20 ER32	38	6000	1:1	108	84	86	B17x14	140320-000	CWDA40548232A	4

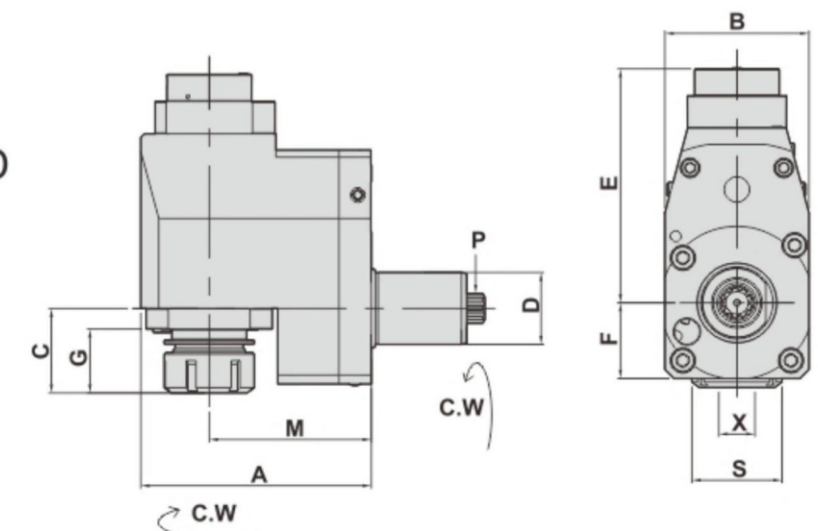
**RADIAL MILLING AND DRILLING HEADS
OFFSET**

後縮型 (90°)

MODE : BR
RIGHT-HAND



MODE : BL
LEFT-HAND

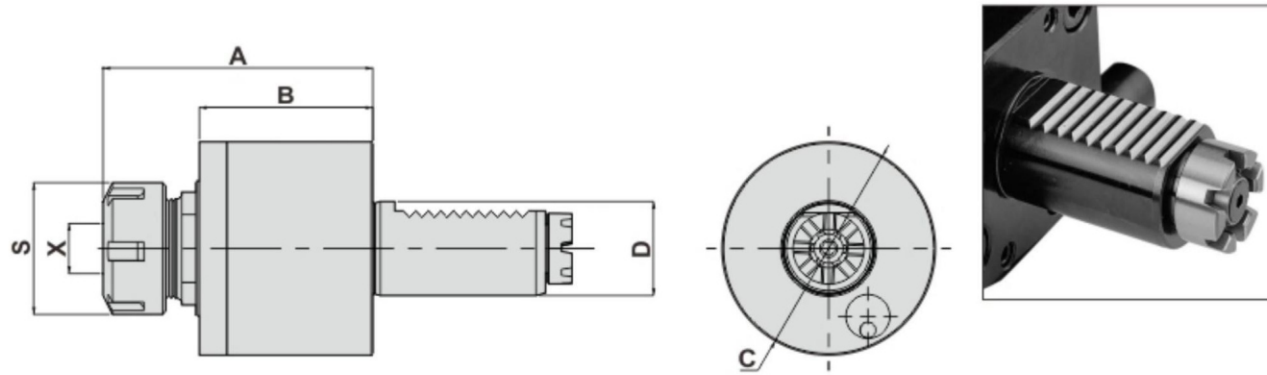


- To be used for collet DIN 6499
- Internal coolant supply:50bar 中心出水
- External coolant supply
- Collet is not included

DIMENSIONS

D DIN 69880	X Capacity	S	Maximum R.P.M	i	A	B	C	E	F	G	M	Q DIN 5482	Code No.	Order No.	(Kg) Weight
40	2-20 ER25	50	5000	1:1	128	80	47	130	42	35.5	90	B17x14	240306-000	CWBR4054823290	9
													240326-000	CWBL4054823290	
50	3-26 ER32	63	5000	1:1	129	86	48.5	133	42	38.5	90	B20x17	250306-000	CWBR5054824090	10.4
													250326-000	CWBL5054824090	
60	10-34 ER50	78	5000	1:1	154	104	71.5	152	54	49	106	B25x22	260306-000	CWBR60548250106	17.2
													260326-000	CWBL60548250106	

AXIAL DRILLING AND MILLING HEADS
軸向鑽銑刀座 (0°)



- To be used for collet DIN 6499
- External coolant supply
- Collet is not included

Power transmission according to "BARUFFALDI"

MT : Frontal transmission coupling gear is fixed version

DIMENSIONS

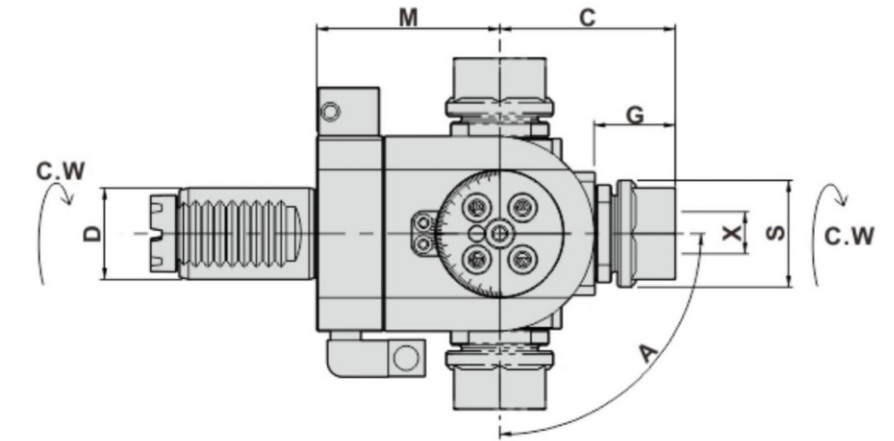
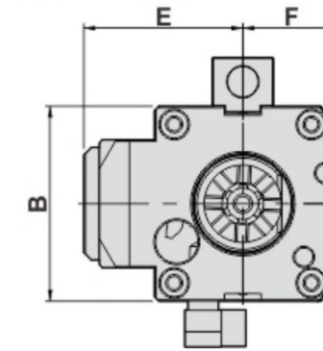
D DIN 69880	X Capacity	S	Maximum R.P.M	i	A	B	C	Code No.	Order No.	(Kg) Weight
20	1-10 ER16	30	6000	1 : 1	76	48	58	120401-000	DA20MT16	1.1
30	1-16 ER25	42	6000	1 : 1	86	55	68	130401-000	DAC30MT25	1.9
40	2-20 ER32	50	6000	1 : 1	92.5	55	86	140402-000	DAC40MT32	3.1
40	2-20 ER32	50	6000	1 : 1	111	73.5	86	140401-000	DA40MT32	3.8
50	3-26 ER40	63	6000	1 : 1	118	81.5	96	150401-000	DA50MT40	5.7
60	10-34 ER50	78	6000	1 : 1	140	88.5	116	160401-000	DA60MT50	9.1

AXIAL TAPPING HEADS
軸向彈性攻牙刀座 (0°)

DIMENSIONS

D DIN 69880	X Capacity	S	Maximum R.P.M	i	A	B	C	Code No.	Order No.	(Kg) Weight
30	1-10 ER16	30	3000	1 : 1	91.5	55	68	130416-000	TDAC30MT16	1.9
40	1-13 ER20	35	3000	1 : 1	95.5	55	86	140422-000	TDAC40MT20	3.1
50	1-16 ER25	42	3000	1 : 1	123	81.5	96	150416-000	TDA50MT25	5.7
60	2-20 ER32	50	3000	1 : 1	158.5	88.5	116	160416-000	TDA60MT32	9.1

ANGULAR HEADS
萬向鑽銑刀座



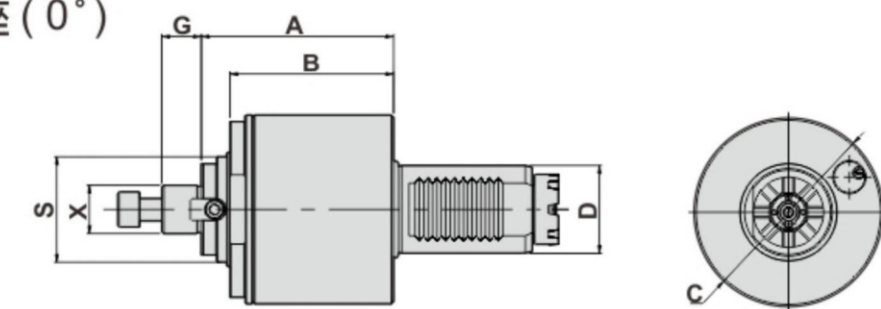
- To be used for collet DIN 6499
- External coolant supply
- Collet is not included

Other shank dimensions under development

DIMENSIONS

D DIN 69880	X Capacity	Maximum R.P.M	S	A	B	C	E	F	G	M	Code No.	Order No.	(Kg) Weight
30	1~13 ER20	4000	35	±90°	64	59	54	32	27	67	130415-000	DA30MT20B	3
40	1~16 ER25	4000	42	±90°	76	65	65	38	29	70	140415-000	DA40MT25B	5.2
50	1~16 ER25	4000	42	±90°	90	80	85	45	32	85	150415-000	DA50MT25B	9.2

AXIAL SHELL END MILLING CUTTERS
軸向銑削刀座 (0°)



- To be used for cutter arbor according to DIN 6358
- External coolant and intermediate rings supply.

DIMENSIONS

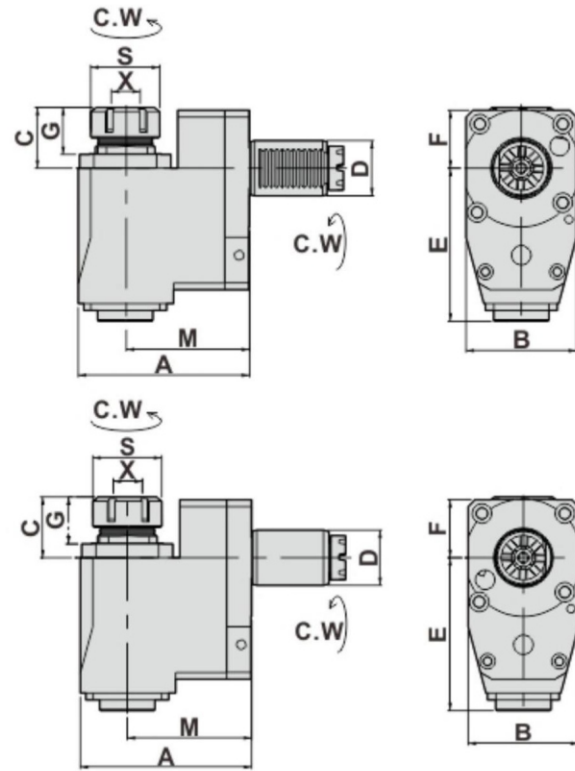
D DIN 69880	X DIN 6358	Maximum R.P.M	S	A	B	C	G	Code No.	Order No.	(Kg) Weight
30	16	3000	32	67	55	68	17	130405-000	DAC30MT16C	1.8
40	16	3000	32	67	55	86	17	140405-000	DAC40MT16C	3
40	22	3000	48	68.5	55	86	18	140406-000	DAC40MT22C	3.2
*40	30	3000	58	94	73.5	86	19	140421-000	DA40MT30C	4.1
50	22	3000	48	94	81.5	96	18	150405-000	DA50MT22C	5.6
50	27	3000	48	97.5	81.5	96	20	150406-000	DA50MT27C	5.8

*特殊

RADIAL DRILLING AND MILLING HEADS OFFSET
徑向鑽銑刀座-後縮型 (90°)

MODE : BL
LEFT-HAND

MODE : BR
RIGHT-HAND



- To be used for collet DIN 6499
- External coolant supply
- Collet is not included

DIMENSIONS

D DIN 69880	X Capacity	S	Maximum R.P.M	i	A	B	C	E	F	G	M	Code No.	Order No.	(Kg) Weight
20	1-10 ER16	30	5000	1:1	83	50	35	70	27	27	60	220401-000	BR20MT1660	2.2
												220421-000	BL20MT1660	
30	1-16 ER25	42	5000	1:1	95	60	42	76	32	29	72	230401-000	BR30MT2572	3.5
												230421-000	BL30MT2572	
40	2-20 ER32	50	5000	1:1	124	80	44	110	42	34	90	240401-000	BR40MT3290	8.2
												240421-000	BL40MT3290	
50	3-26 ER40	63	5000	1:1	129	86	49	112	45	39	90	250401-000	BR50MT4090	10
												250421-000	BL50MT4090	
60	10-34 ER50	78	5000	1:1	147	104	83	118	54	50	106	260401-000	BR60MT50106	16.4
												260421-000	BL60MT50106	
60	10-34 ER50	78	5000	1:1	183	104	73.5	123	54	51	135	260428-000	BL60MT50135	19.5

RADIAL TAPPING HEADS
徑向彈性攻牙刀座-後縮型 (90°)

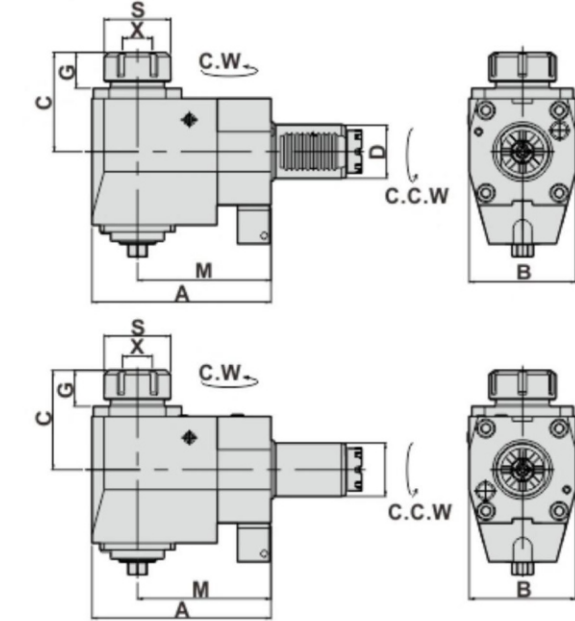
DIMENSIONS

D DIN 69880	X Capacity	S	Maximum R.P.M	i	A	B	C	E	F	G	M	Code No.	Order No.	(Kg) Weight
30	1-10 ER16	30	3000	1:1	95	60	44	76	32	32	72	230405-000	TBR30MT1672	3.5
												230425-000	TBL30MT1672	
40	1-13 ER20	35	3000	1:1	124	80	50	110	42	34	90	240405-000	TBR40MT2090	8.4
												240425-000	TBL40MT2090	
50	2-16 ER25	42	3000	1:1	129	86	54	112	45	36	90	250405-000	TBR50MT2590	10.2
												250425-000	TBL50MT2590	
60	2-20 ER32	50	3000	1:1	147	104	83	118	54	56	106	260405-000	TBR60MT32106	16.6
												260425-000	TBL60MT32106	

RADIAL DRILLING AND MILLING HEADS
徑向鑽銑刀座 (90°)

MODE : FL
LEFT-HAND

MODE : FR
RIGHT-HAND



- To be used for collet DIN 6499
- External coolant supply
- Collet is not included

DIMENSIONS

D DIN 69880	X Capacity	S	Maximum R.P.M	i	A	B	C	G	M	Code No.	Order No.	(Kg) Weight
20	1-10 ER16	30	5000	1:1	67	50	63	24.5	45	220441-000	FR20MT1645	1.7
										220461-000	FL20MT1645	
20	1-10 ER16	30	5000	1:1	92	50	63	24.5	70	220448-000	FR20MT1670	2.3
										220468-000	FL20MT1670	
30	1-16 ER25	42	5000	1:1	97	64	74.5	26	65	230441-000	FR30MT2565	4
										230461-000	FL30MT2565	
30	1-16 ER25	42	5000	1:1	117	64	74.5	26	85	230448-000	FR30MT2585	4.7
										230468-000	FL30MT2585	
40	2-20 ER32	50	5000	1:1	99	80	80	29	65	240441-000	FR40MT3265	6
										240461-000	FL40MT3265	
40	2-20 ER32	50	5000	1:1	119	80	80	29	85	240448-000	FR40MT3285	7
										240468-000	FL40MT3285	
40	2-20 ER32	50	5000	1:1	134	80	80	29	100	240449-000	FR40MT32100	7.6
										240469-000	FL40MT32100	
40	2-20 ER32	50	5000	1:1	154	80	80	29	120	240460-000	FR40MT32120	8.3
										240480-000	FL40MT32120	

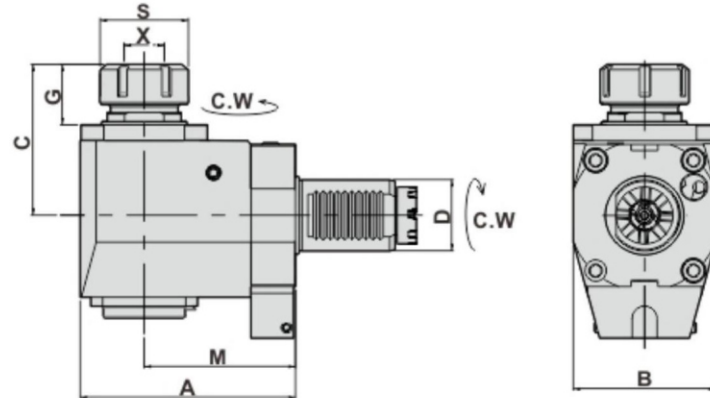
RADIAL TAPPING HEADS
徑向彈性攻牙刀座 (90°)

DIMENSIONS

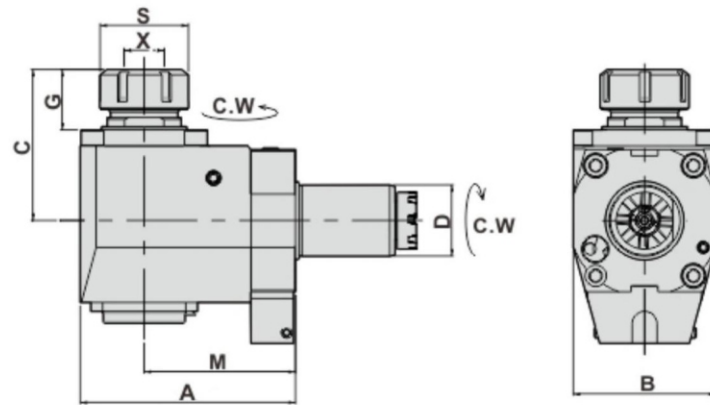
D DIN 69880	X Capacity	S	Maximum R.P.M	i	A	B	C	G	M	Code No.	Order No.	(Kg) Weight
30	1-10 ER16	30	3000	1:1	97	64	75	30	65	230445-000	TFR30MT1665	4.1
										230465-000	TFL30MT1665	
30	1-10 ER16	30	3000	1:1	117	64	75	30	85	230450-000	TFR30MT1685	4.8
										230470-000	TFL30MT1685	
40	1-13 ER20	35	3000	1:1	99	80	93.5	25	65	240445-000	TFR40MT2065	6.1
										240465-000	TFL40MT2065	
40	1-13 ER20	35	3000	1:1	119	80	93.5	25	85	240450-000	TFR40MT2085	7.1
										240470-000	TFL40MT2085	
50	1-16 ER25	42	3000	1:1	115	88	103	42	75	250450-000	TFR50MT2575	8.8
										250465-000	TFL50MT2575	

RADIAL DRILLING AND MILLING HEADS
徑向鑽銑刀座 (90°)

MODE : FL
LEFT-HAND



MODE : FR
RIGHT-HAND



- To be used for collet DIN 6499
- External coolant supply
- Collet is not included

DIMENSIONS

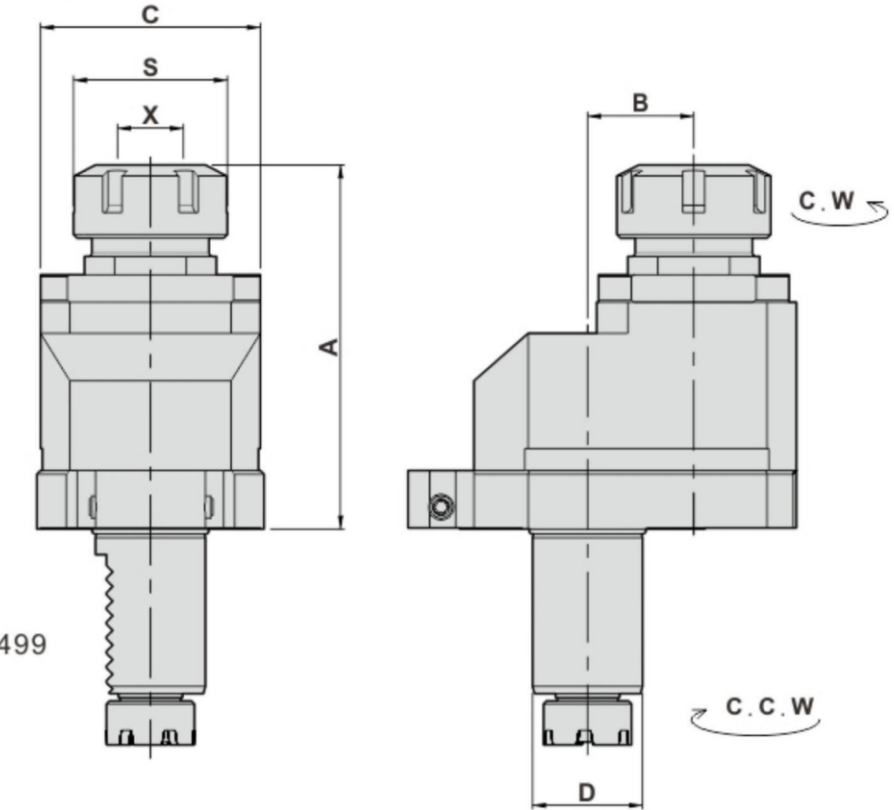
D DIN 69880	X Capacity	S	Maximum R.P.M	i	A	B	C	G	M	Code No.	Order No.	(Kg) Weight
40	2-20 ER32	50	5000	1:1	99	80	85	34	65	240481-000	NFR40MT3265	6
										2404101000	NFL40MT3265	
40	2-20 ER32	50	5000	1:1	119	80	85	34	85	240488-000	NFR40MT3285	7
										2404108000	NFL40MT3285	
40	2-20 ER32	50	5000	1:1	134	80	85	34	100	240489-000	NFR40MT32100	7.6
										2404109000	NFL40MT32100	
50	3-26 ER40	63	5000	1:1	115	88	103	40	75	250481-000	NFR50MT4075	8.3
										2504101000	NFL50MT4075	
60	10-34 ER50	78	5000	1:1	156	104	139	56.5	106	260481-000	NFR60MT50106	18.2
										2604101000	NFL60MT50106	

RADIAL TAPPING HEADS
徑向彈性攻牙刀座 (90°)

DIMENSIONS

D DIN 69880	X Capacity	S	Maximum R.P.M	i	A	B	C	G	M	Code No.	Order No.	(Kg) Weight
40	1-13 ER20	35	3000	1:1	99	80	105	25	65	240485-000	NTFR40MT2065	6.1
										2404105000	NTFL40MT2065	
40	1-13 ER20	35	3000	1:1	119	80	105	25	85	240490-000	NTFR40MT2085	7.1
										2404110000	NTFL40MT2085	
50	1-16 ER25	42	3000	1:1	115	88	103	42	75	250490-000	NTFR50MT2575	8.4
										2504110000	NTFL50MT2575	

**AXIAL DRILLING AND MILLING HEADS
OFFSET**
軸向偏心鑽銑刀座 (0°)



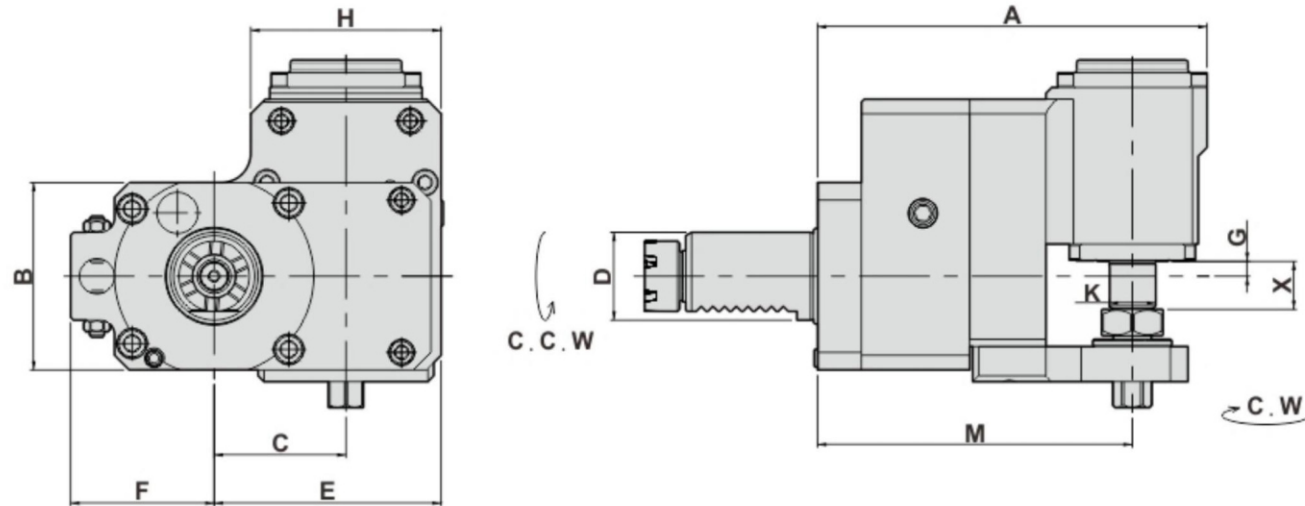
- To be used for collet DIN 6499
- External coolant supply
- Collet is not included

DIMENSIONS

D DIN 69880	X Capacity	S	Maximum R.P.M	i	A	B	C	Code No.	Order No.	(Kg) Weight
20	1-10 ER16	30	4000	1:1	93.5	29	50	120408-000	DA20MT1629	1.8
30	1-16 ER25	42	4000	1:1	100	29	60	130408-000	DA30MT2529	2.7
*30	1-16 ER25	42	8000	1:2	100	29	60	130411-000	DA30MT2529/1	2.7
40	2-20 ER32	50	4000	1:1	125	50	75	140408-000	DA40MT3250	6
40	2-20 ER32	50	4000	1:1	125	65	86	140409-000	DA40MT3265	8
50	10-34 ER50	63	3000	1:1	124	65	86	150408-000	DA50MT4065	8.6
60	10-34 ER50	78	3000	1:1	168	65	104	160408-000	DA60MT5065	17.4
60	10-34 ER50	78	3000	1:1	173.5	80	104	160409-000	DA60MT5080	18

*2倍增速

**RADIAL MILLING HEADS
DISK CUTTER UNITS**
徑向側銑刀座 (90°)



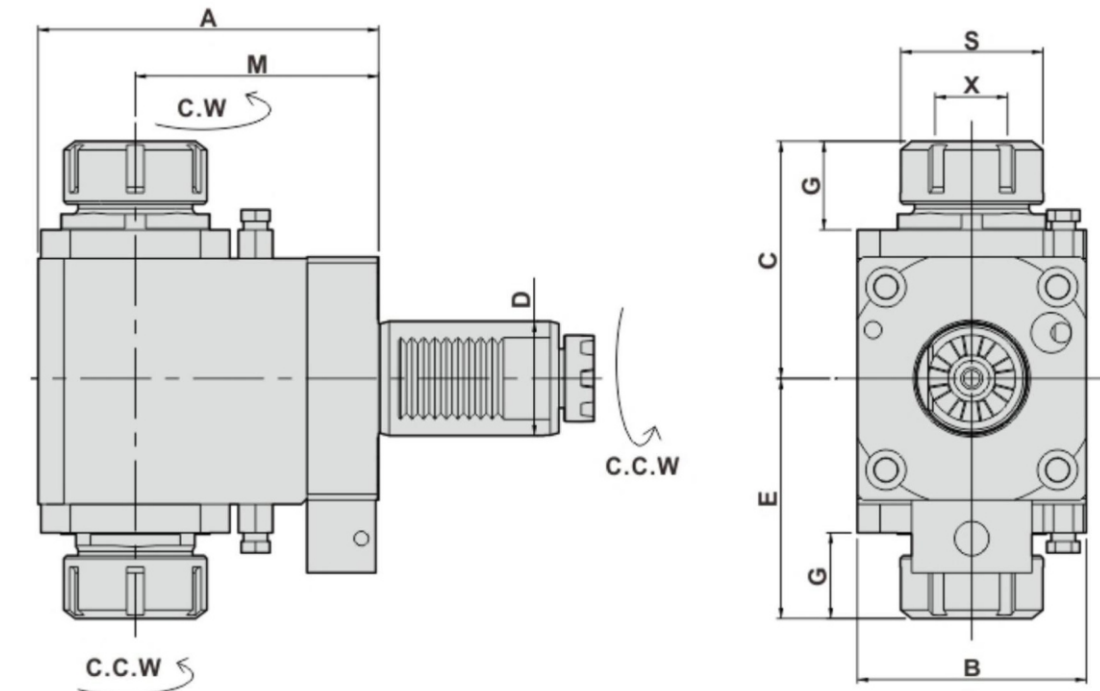
DIMENSIONS

D DIN 69880	X Capacity	Maximum R.P.M	i	A	B	C	E	F	G	H	K	M	Code No.	Order No.	(Kg) Weight
30	16	3000	3:1	133	64	45	77.5	49	5	65	16	107.5	230407-000	BR30MT16C/3	5.8
													230427-000	BL30MT16C/3	
30	16	3000	3:1	133	64	45	77.5	49	5	65	25.4	107.5	230409-000	BR30MT25.4C/3	6.1
													230429-000	BL30MT25.4C/3	
40	16	3000	3:1	136	70	45	77.5	75	5	65	16	110.5	240407-000	BR40MT16C/3	6.4
													240427-000	BL40MT16C/3	
40	16	3000	3:1	136	70	45	77.5	75	5	65	25.4	110.5	240409-000	BR40MT25.4C/3	6.7
													240429-000	BL40MT25.4C/3	

*i=3倍減速

Other shank dimensions under development

**RADIAL DRILLING AND MILLING HEADS
DOUBLE HEADS**
徑向雙頭鑽銑刀座 (90°)



- To be used for collet DIN 6499
- External coolant supply
- Collet is not included

DIMENSIONS

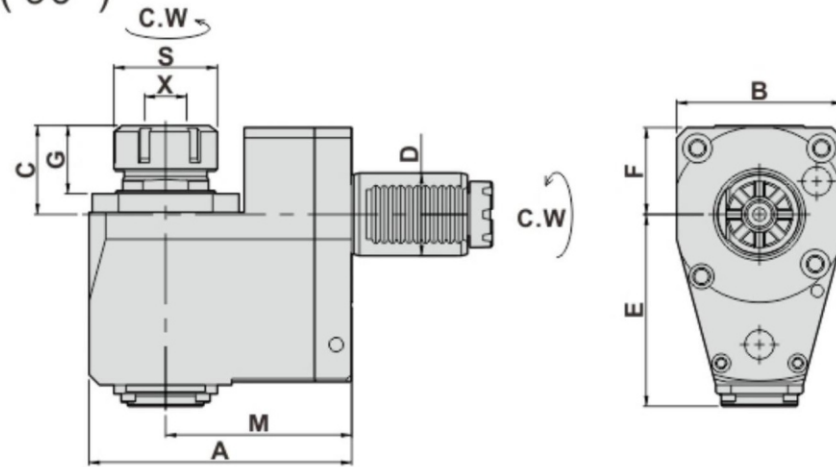
D DIN 69880	X Capacity	S	Maximum R.P.M	i	A	B	C	E	G	M	Code No.	Order No.	(Kg) Weight	
30	1-16	ER25	42	4000	1:1	112	64	70.5	70.5	28.5	85	230475-000	FL30MT2585D	4.9
40	2-20	ER32	50	4000	1:1	119	80	90	92	38	85	240475-000	FL40MT3285D	7.5
40	2-20	ER32	50	4000	1:1	134	80	90	92	38	100	240476-000	FL40MT32100D	8.2
40	2-20	ER32	50	4000	1:1	154	80	90	92	38	120	24046A-000	FL40MT32120D	9.1

Other shank dimensions under development

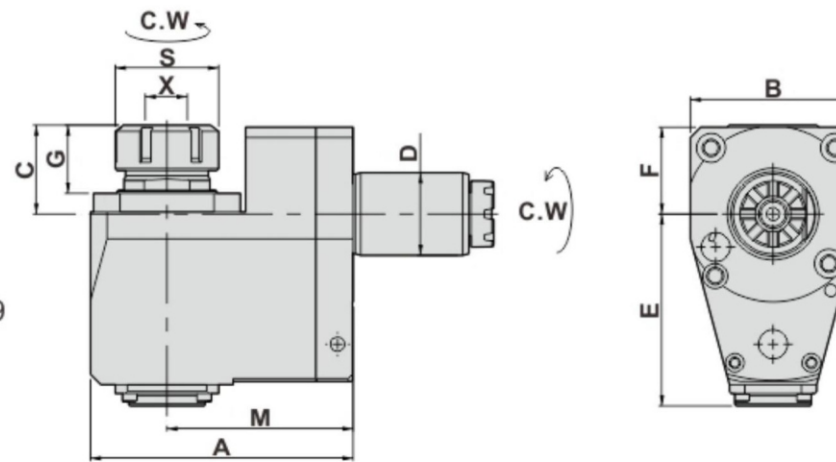
**RADIAL DRILLING AND MILLING HEADS
OFFSET**

徑向鑽銑刀座-後縮型 (90°)

MODE : BL
LEFT-HAND



MODE : BR
RIGHT-HAND



- To be used for collet DIN 6499
- External coolant supply
- Collet is not included

DIMENSIONS

D DIN 69880	X Capacity	S	Maximum R.P.M	i	A	B	C	E	F	G	M	Code No.	Order No.	(Kg) Weight
40	2-20 ER32	50	5000	1:1	127	80	44	92.8	42	34	90	240403-000	SHBR40MT3290	6.7
												240423-000	SHBL40MT3290	

RADIAL TAPPING HEADS

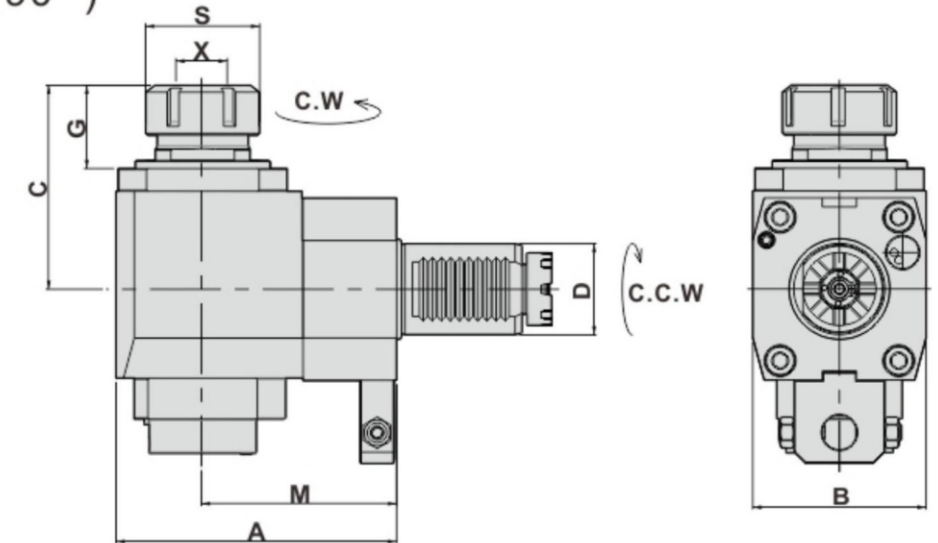
徑向彈性攻牙刀座-後縮型 (90°)

DIMENSIONS

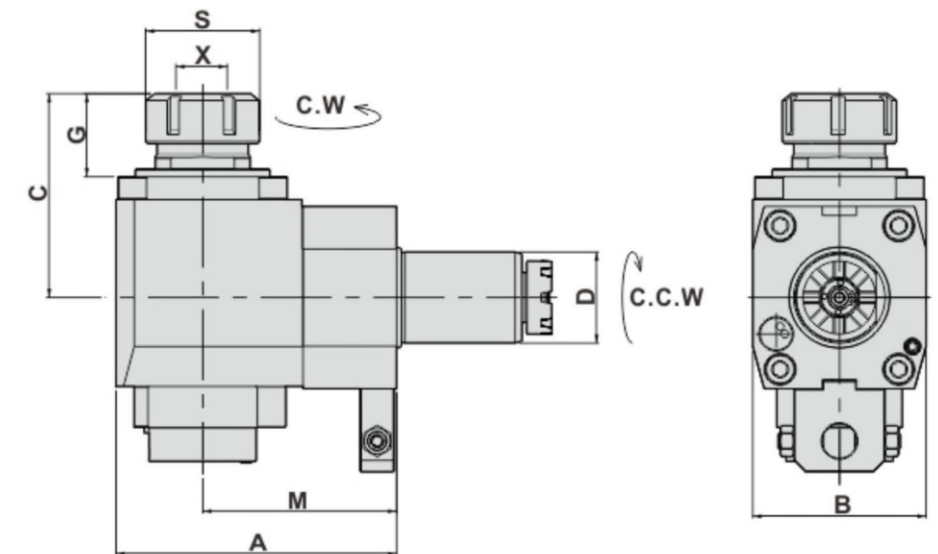
D DIN 69880	X Capacity	S	Maximum R.P.M	i	A	B	C	E	F	G	M	Code No.	Order No.	(Kg) Weight
40	1-13 ER20	35	3000	1:1	127	80	58	92.8	42	48	90	240408-000	SHTBR40MT2090	6.9
												240428-000	SHTBL40MT2090	

**RADIAL DRILLING AND MILLING HEADS
徑向鑽銑刀座 (90°)**

MODE : FL
LEFT-HAND



MODE : FR
RIGHT-HAND



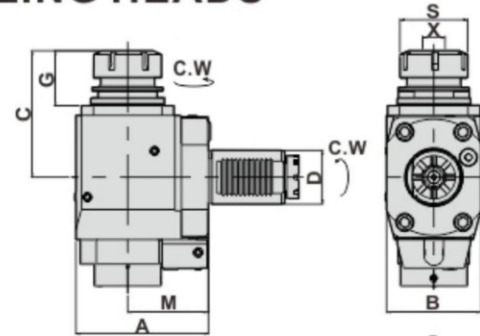
- To be used for collet DIN 6499
- Internal coolant supply:50bar 中心出水
- External coolant supply
- Collet is not included

DIMENSIONS

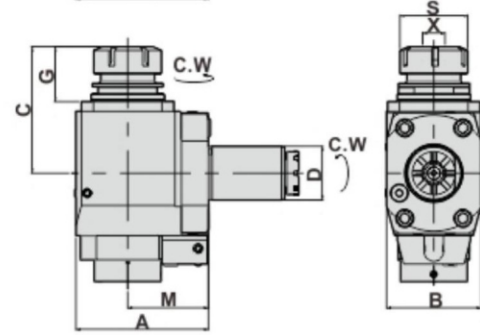
D DIN 69880	X Capacity	S	Maximum R.P.M	i	A	B	C	G	M	Code No.	Order No.	(Kg) Weight
40	2-20 ER32	50	5000	1:1	103	76	89.5	36.5	65	240446-000	CWFR40MT3265	6.2
										240466-000	CWFL40MT3265	
40	2-20 ER32	50	5000	1:1	123	76	89.5	36.5	85	240454-000	CWFR40MT3285	6.8
										240474-000	CWFL40MT3285	
40	2-20 ER32	50	5000	1:1	138	76	89.5	36.5	100	240458-000	CWFR40MT32100	7.8
										240478-000	CWFL40MT32100	

RADIAL MILLING AND DRILLING HEADS
徑向鑽銑刀座 (90°)

MODE : FL
LEFT-HAND



MODE : FR
RIGHT-HAND



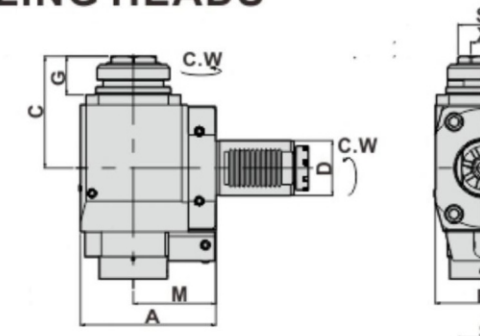
- To be used for collet DIN 6499
- Internal coolant supply:50bar 中心出水
- External coolant supply
- Collet is not included

DIMENSIONS

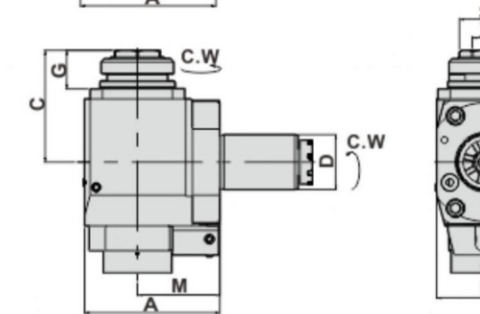
D DIN 69880	X Capacity	S	Maximum R.P.M	i	A	B	C	G	M	Code No.	Order No.	(Kg) Weight
50	3-26 ER40	63	5000	1:1	123	88	118	51	75	250486-000 2504106000	CWNFR50MT4075 CWNFL50MT4075	12.3

RADIAL MILLING AND DRILLING HEADS
徑向鑽銑刀座 (90°)

MODE : FL
LEFT-HAND



MODE : FR
RIGHT-HAND

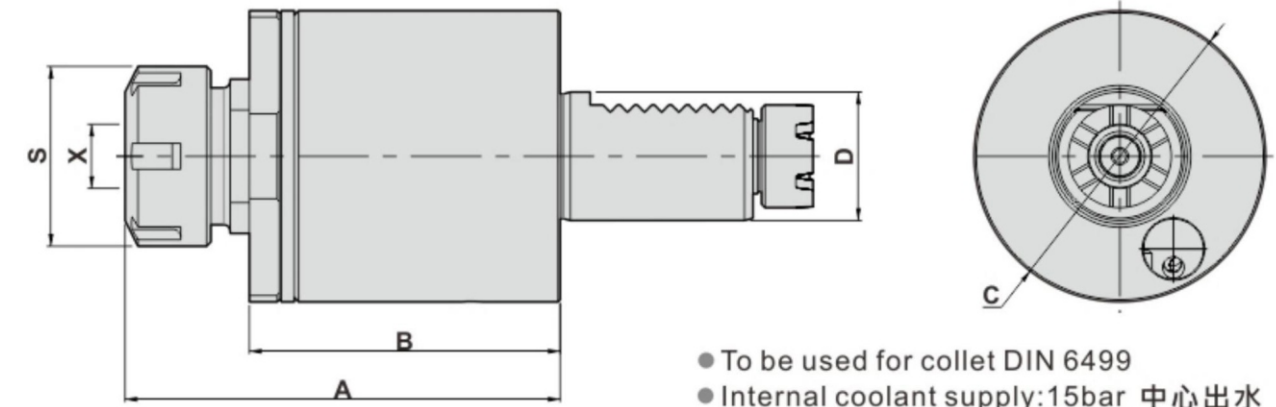


- To be used for collet DIN 6499
- Internal coolant supply:50bar 中心出水
- External coolant supply
- Collet is not included

DIMENSIONS

D DIN 69880	X Capacity	S	Maximum R.P.M	i	A	B	C	G	M	Code No.	Order No.	(Kg) Weight
50	3-26 ER40	47	5000	1:1	123	88	102	35	75	250494-000 2504114000	CWNFR50MT40A75 CWNFL50MT40A75	12

AXIAL MILLING AND DRILLING HEADS
軸向鑽銑刀座 (0°)

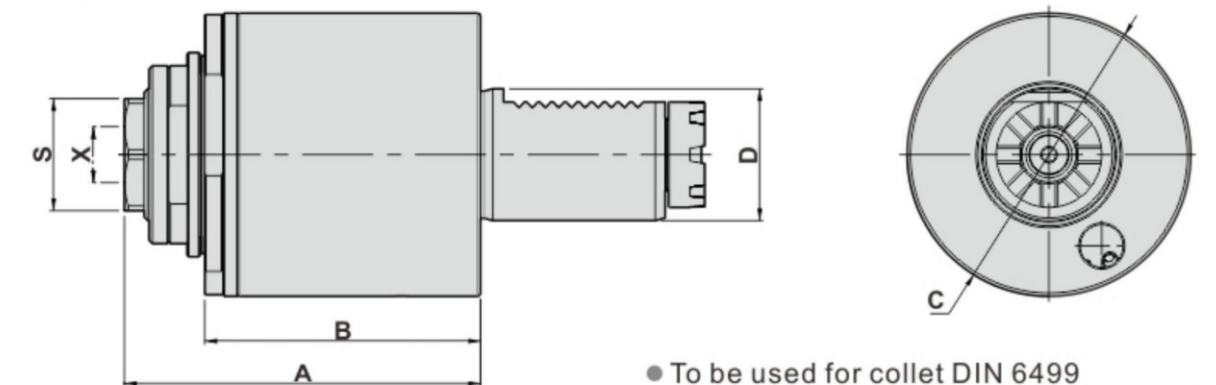


- To be used for collet DIN 6499
- Internal coolant supply:15bar 中心出水
- External coolant supply
- Collet is not included

DIMENSIONS

D DIN 69880	X Capacity	S	Maximum R.P.M	i	A	B	C	Code No.	Order No.	(Kg) Weight
30	1-16 ER25	42	6000	1:1	101.5	72.5	68	130407-000	CWDA30MT25	2.4
40	2-20 ER32	50	6000	1:1	122	83.6	86	140407-000	CWDA40MT32	4.3
50	3-26 ER40	63	6000	1:1	134	94.5	96	150407-000	CWDA50MT40	6.4
60	10-34 ER50	78	6000	1:1	143	90	116	160407-000	CWDA60MT50	9.2

AXIAL MILLING AND DRILLING HEADS
軸向鑽銑刀座 (0°)



- To be used for collet DIN 6499
- Internal coolant supply:15bar 中心出水
- External coolant supply
- Collet is not included

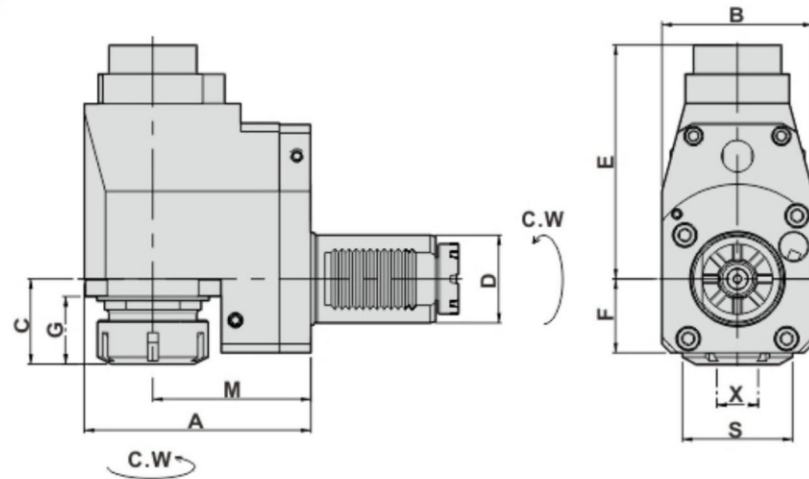
DIMENSIONS

D DIN 69880	X Capacity	S	Maximum R.P.M	i	A	B	C	Code No.	Order No.	(Kg) Weight
40	2-20 ER32	38	6000	1:1	108	84	86	140420-000	CWDA40MT32A	4.1
50	3-26 ER40	47	6000	1:1	120.5	94.5	96	150420-000	CWDA50MT40A	5.8

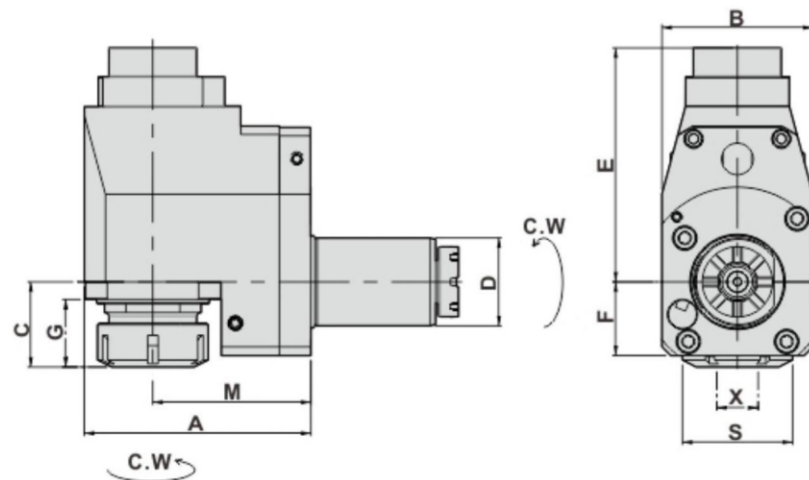
**RADIAL MILLING AND DRILLING HEADS
OFFSET**

徑向鑽銑刀座-後縮型 (90°)

MODE : BR
RIGHT-HAND



MODE : BL
LEFT-HAND

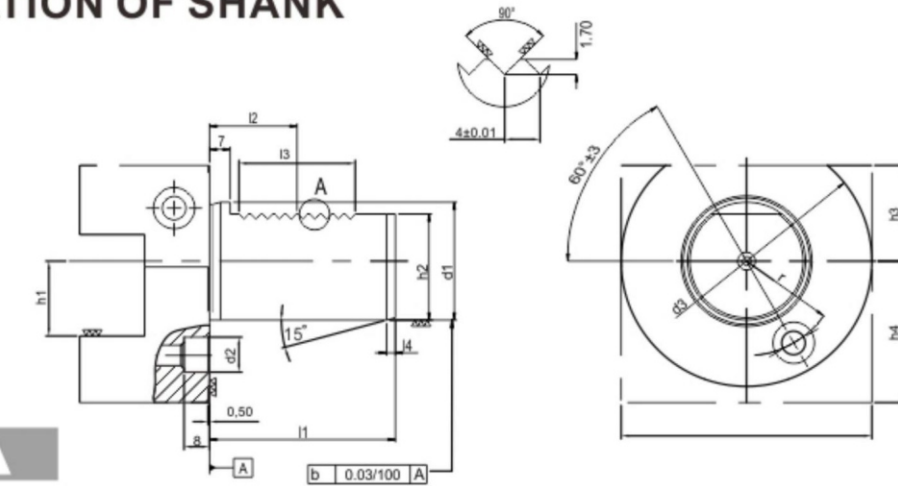


- To be used for collet DIN 6499
- Internal coolant supply: 50bar 中心出水
- External coolant supply
- Collet is not included

DIMENSIONS

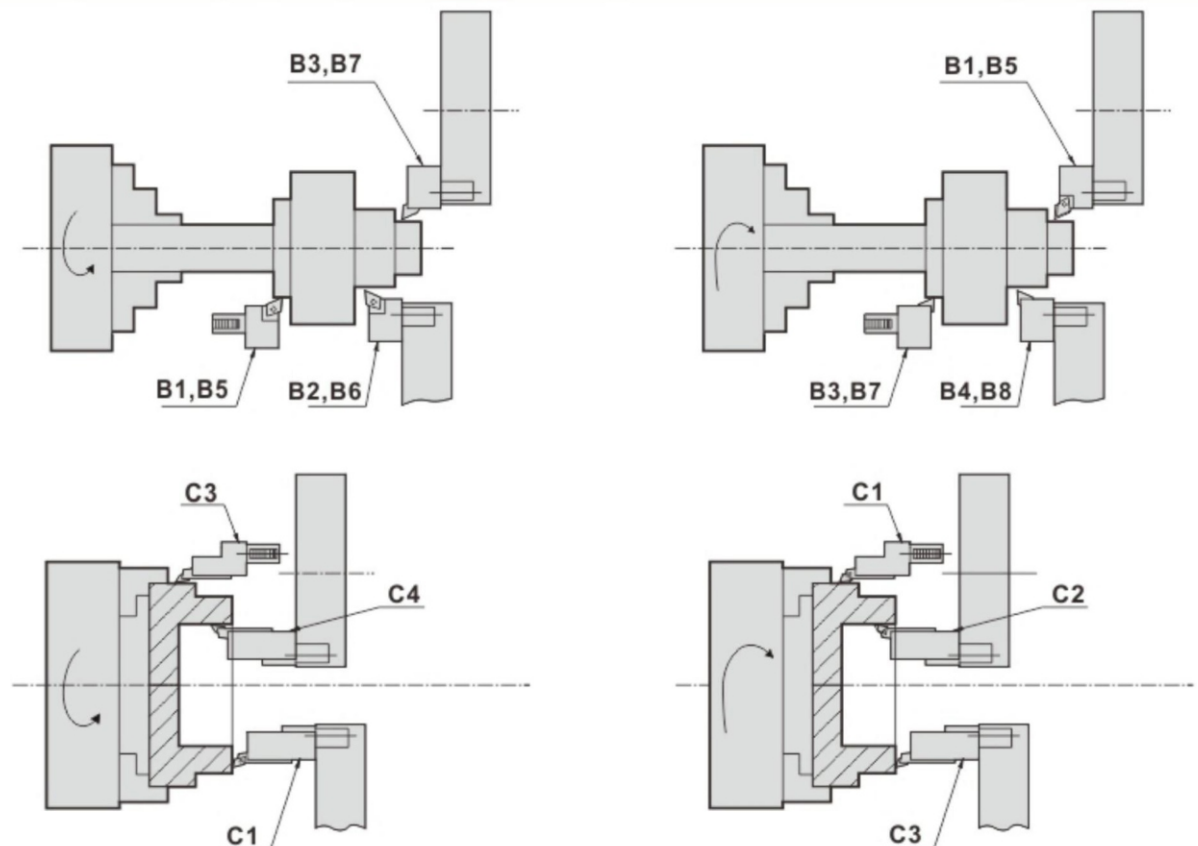
D DIN 69880	X Capacity	S	i	Maximum R.P.M	A	B	C	E	F	G	M	Code No.	Order No.	(Kg) Weight
30	1-16 ER25	42	1:1	5000	95.5	60	43	98	31.5	29.5	72	230406-000	CWBR30MT2572	4.2
40	2-20 ER32	50	1:1	5000	128	80	47	130	42	35.5	90	240406-000 240426-000	CWBR40MT3290 CWBL40MT3290	9.1
50	3-26 ER40	63	1:1	5000	129	86	48.5	133	42	38.5	90	250406-000	CWBR50MT4090	10.6
60	10-34 ER50	78	1:1	5000	154	104	71.5	152	54	50	106	260406-000 260426-000	CWBR60MT50106 CWBL60MT50106	17.4

**VDI DIMENSIONAL
SPECIFICATION OF SHANK**

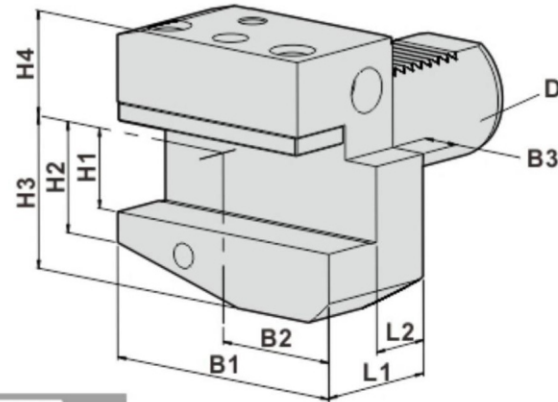


DIMENSIONS

d1 h6	l1 ±0.3	d2	d3	h1 max	h2 ±0.1	l2 ±0.05	l3 min	l4 +1	r ±0.02
20	40	10 H6	50	16	18	21.7	24	2	18
30	55	14 H9	68	20	27	29.7	40	2	25
40	63	14 H9	83	25	36	29.7	40	3	32
50	78	16 H9	98	32	45	35.7	48	3	37
60	94	16 H9	123	32	55	43.7	56	4	48



DIN 69880 RADIAL STATIC HOLDERS

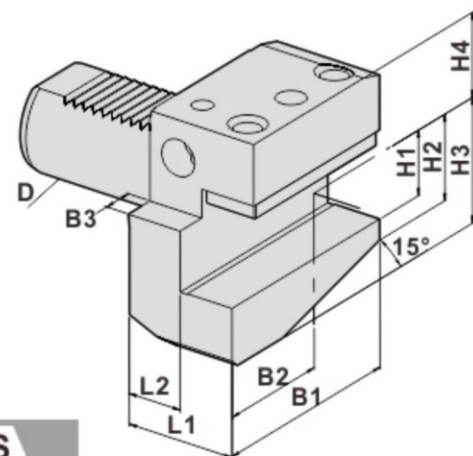


B1

- Right-hand
- Short
- External Coolant Supply

DIMENSIONS

D	B1	B2	B3	H1	H2	H3	H4	L1	L2	Code No.	Order No.	(Kg) Weight
20	55	30	7	5/8" (inch)	19	30	25	30	16	4D1501-000	B1-20x5/8"	0.6
				16 (mm)						404501-000	B1-20x16	
30	70	35	10	3/4" (inch)	26	38	28	40	22	4E1501-000	B1-30x3/4"	1.3
				20 (mm)						405501-000	B1-30x20	
40	85	42.5	12.5	1" (inch)	35	48	32.5	44	22	4F1501-000	B1-40x1"	2.2
				25 (mm)						406501-000	B1-40x25	
50	100	50	16	1-1/4" (inch)	42	60	35	55	30	4G1501-000	B1-50x1-1/4"	3.9
				32 (mm)						407501-000	B1-50x32	
60	125	62.5	16	1-1/4" (inch)	46	62.5	42.5	60	30	4G1513-000	B1-60x1-1/4"	6
				32 (mm)						407513-000	B1-60x32	



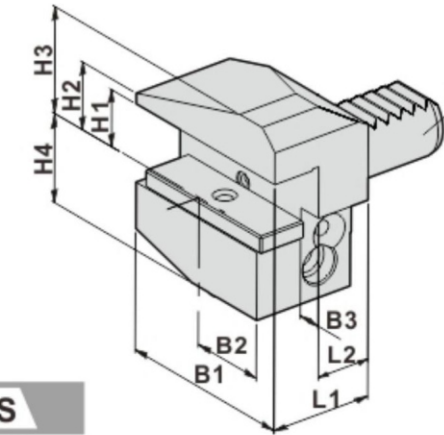
B2

- Left-hand
- Short
- External Coolant Supply

DIMENSIONS

D	B1	B2	B3	H1	H2	H3	H4	L1	L2	Code No.	Order No.	(Kg) Weight
20	55	30	7	5/8" (inch)	19	30	25	30	16	5D1501-000	B2-20x5/8"	0.6
				16 (mm)						504501-000	B2-20x16	
30	70	35	10	3/4" (inch)	26	38	28	40	22	5E1501-000	B2-30x3/4"	1.3
				20 (mm)						505501-000	B2-30x20	
30	70	35	10	3/4" (inch)	26	38	28	100	82	5E1507-000	B2-30-F3/4"-100L	3.1
				20 (mm)						505507-000	B2-30-F20-100L	
40	85	42.5	12.5	1" (inch)	35	48	32.5	44	22	5F1501-000	B2-40x1"	2.2
				25 (mm)						506501-000	B2-40x25	
50	100	50	16	1-1/4" (inch)	42	60	35	55	30	5G1501-000	B2-50x1-1/4"	3.9
				32 (mm)						507501-000	B2-50x32	
60	125	62.5	16	1-1/4" (inch)	46	62.5	42.5	60	30	5G1507-000	B2-60x1-1/4"	6
				32 (mm)						507507-000	B2-60x32	

DIN 69880 RADIAL STATIC HOLDERS

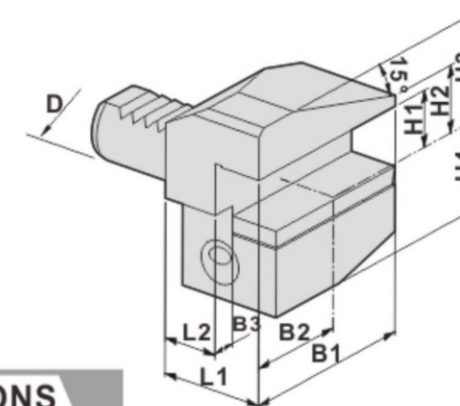


B3

- Right-hand
- Short
- External Coolant Supply

DIMENSIONS

D	B1	B2	B3	H1	H2	H3	H4	L1	L2	Code No.	Order No.	(Kg) Weight
20	55	30	7	5/8" (inch)	19	30	25	30	16	4D1502-000	B3-20x5/8"	0.6
				16 (mm)						404502-000	B3-20x16	
30	70	35	10	3/4" (inch)	22	38	35	40	22	4E1502-000	B3-30x3/4"	1.3
				20 (mm)						405502-000	B3-30x20	
30	85	30	12.5	1" (inch)	31.5	47.5	35.5	45	23	4F1515-000	B3-30xC1"	2
				25 (mm)						406515-000	B3-30xC25	
40	85	42.5	12.5	1" (inch)	30	48	42.5	44	22	4F1502-000	B3-40x1"	2.2
				25 (mm)						406502-000	B3-40x25	
50	100	50	16	1-1/4" (inch)	35	60	50	55	30	4G1502-000	B3-50x1-1/4"	3.9
				32 (mm)						407502-000	B3-50x32	
60	125	62.5	16	1-1/4" (inch)	42.5	62.5	62.5	60	30	4G1514-000	B3-60x1-1/4"	6
				32 (mm)						407514-000	B3-60x32	
60	135	20	21	32 (mm)	42.5	62.5	62.5	140	110	407526-000	B3-60x32-140L	16.5



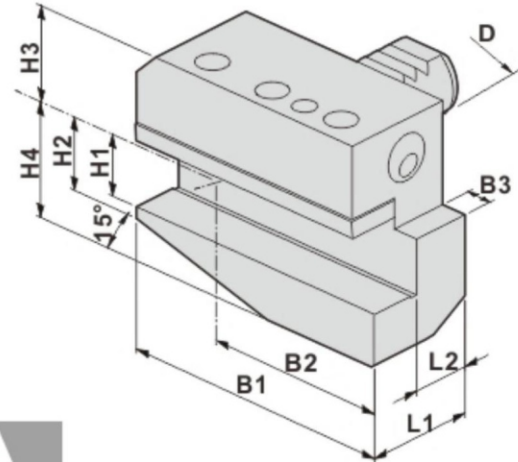
B4

- Left-hand
- Short
- External Coolant Supply

DIMENSIONS

D	B1	B2	B3	H1	H2	H3	H4	L1	L2	Code No.	Order No.	(Kg) Weight
20	55	30	7	5/8" (inch)	19	30	25	30	16	5D1502-000	B4-20x5/8"	0.6
				16 (mm)						504502-000	B4-20x16	
30	70	35	10	3/4" (inch)	22	38	35	40	22	5E1502-000	B4-30x3/4"	1.3
				20 (mm)						505502-000	B4-30x20	
40	85	42.5	12.5	1" (inch)	30	48	42.5	44	22	5F1502-000	B4-40x1"	2.2
				25 (mm)						506502-000	B4-40x25	
40	85	42.5	12.5	1" (inch)	30	48	42.5	55	30	5F1508-000	B4-40-F1"-55L	2.8
				25 (mm)						506508-000	B4-40-F25-55L	
50	100	50	16	1-1/4" (inch)	35	60	50	55	30	5G1502-000	B4-50x1-1/4"	3.9
				32 (mm)						507502-000	B4-50x32	
60	125	62.5	16	1-1/4" (inch)	42.5	62.5	62.5	60	30	5G1508-000	B4-60x1-1/4"	6
				32 (mm)						507508-000	B4-60x32	

DIN 69880 RADIAL STATIC HOLDERS

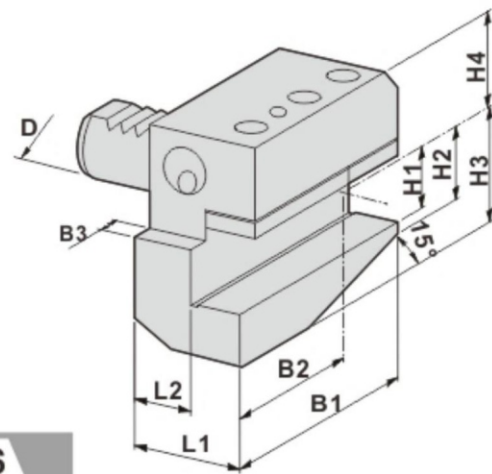


B5

- Right-hand
- Long
- External Coolant Supply

DIMENSIONS

D	B1	B2	B3	H1	H2	H3	H4	L1	L2	Code No.	Order No.	(Kg) Weight
20	75	50	7	5/8" (inch)	19	30	25	30	16	4D1503-000	B5-20x5/8"	0.8
				16 (mm)								
30	100	65	10	3/4" (inch)	26	38	28	40	22	4E1503-000	B5-30x3/4"	1.8
				20 (mm)								
40	118	76	12.5	1" (inch)	35	48	32.5	44	22	4F1503-000	B5-40x1"	2.9
				25 (mm)								
50	130	80	16	1-1/4" (inch)	42	60	35	55	30	4G1503-000	B5-50x1-1/4"	5
				32 (mm)								
60	145	83	16	1-1/4" (inch)	46	62.5	42.5	60	30	4G1515-000	B5-60x1-1/4"	7
				32 (mm)								



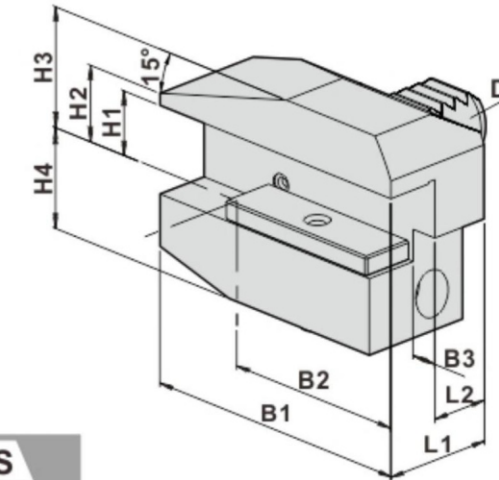
B6

- Left-hand
- Long
- External Coolant Supply

DIMENSIONS

D	B1	B2	B3	H1	H2	H3	H4	L1	L2	Code No.	Order No.	(Kg) Weight
20	75	50	7	5/8" (inch)	19	30	25	30	16	5D1503-000	B6-20x5/8"	0.8
				16 (mm)								
30	100	65	10	3/4" (inch)	26	38	28	40	22	5E1503-000	B6-30x3/4"	1.8
				20 (mm)								
40	118	76	12.5	1" (inch)	35	48	32.5	44	22	5F1503-000	B6-40x1"	2.9
				25 (mm)								
50	130	80	16	1-1/4" (inch)	42	60	35	55	30	5G1503-000	B6-50x1-1/4"	5
				32 (mm)								
60	145	83	16	1-1/4" (inch)	46	62.5	42.5	60	30	5G1509-000	B6-60x1-1/4"	7
				32 (mm)								

DIN 69880 RADIAL STATIC HOLDERS

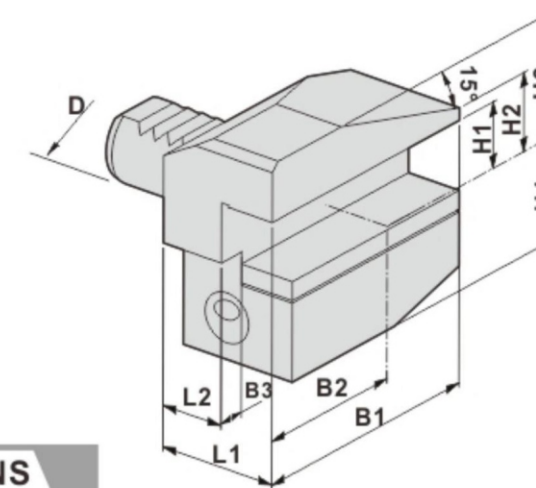


B7

- Right-hand
- Long
- External Coolant Supply

DIMENSIONS

D	B1	B2	B3	H1	H2	H3	H4	L1	L2	Code No.	Order No.	(Kg) Weight
20	75	50	7	5/8" (inch)	19	30	25	30	16	4D1504-000	B7-20x5/8"	0.8
				16 (mm)								
30	100	65	10	3/4" (inch)	22	38	35	40	22	4E1504-000	B7-30x3/4"	0.9
				20 (mm)								
40	118	75.5	12.5	1" (inch)	30	48	42.5	44	22	4F1504-000	B7-40x1"	3.2
				25 (mm)								
50	130	80	16	1-1/4" (inch)	35	60	50	55	30	4G1504-000	B7-50x1-1/4"	5.5
				32 (mm)								
60	145	82.5	16	1-1/4" (inch)	42.5	62.5	42.5	60	30	4G1516-000	B7-60x1-1/4"	8
				32 (mm)								



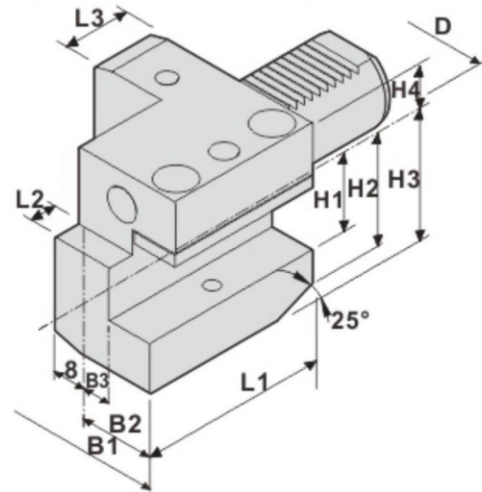
B8

- Left-hand
- Long
- External Coolant Supply

DIMENSIONS

D	B1	B2	B3	H1	H2	H3	H4	L1	L2	Code No.	Order No.	(Kg) Weight
20	75	50	7	5/8" (inch)	19	30	25	30	16	5D1504-000	B8-20x5/8"	0.8
				16 (mm)								
30	100	65	10	3/4" (inch)	22	38	35	40	22	5E1504-000	B8-30x3/4"	2.9
				20 (mm)								
40	118	75.5	12.5	1" (inch)	30	48	42.5	44	22	5F1504-000	B8-40x1"	3.2
				25 (mm)								
50	130	80	16	1-1/4" (inch)	35	60	50	55	30	5G1504-000	B8-50x1-1/4"	5.5
				32 (mm)								
60	145	82.5	16	1-1/4" (inch)	42.5	62.5	42.5	60	30	5G1510-000	B8-60x1-1/4"	8
				32 (mm)								

DIN 69880 AXIAL STATIC HOLDERS

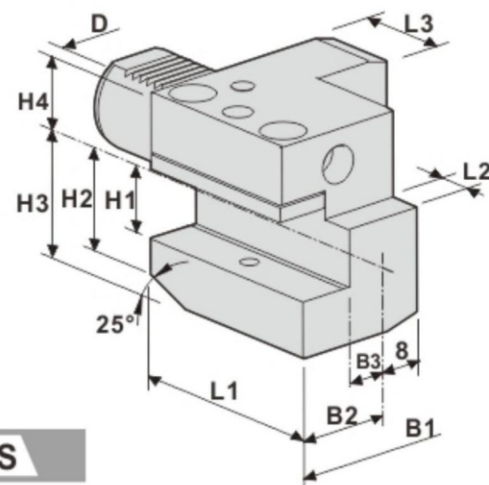


C1

- Right-hand
- External Coolant Supply

DIMENSIONS

D	B1	B2	B3	H1	H2	H3	H4	L1	L2	L3	Code No.	Order No.	(Kg) Weight
20	65	40	26	5/8" (inch)	23	30	25	50	7	30	5D1505-000	C1-20x5/8"	1
				16 (mm)							504505-000	C1-20x16	
30	70	35	17	3/4" (inch)	28	38	28	70	10	30	5E1505-000	C1-30x3/4"	1.8
				20 (mm)							505505-000	C1-30x20	
40	85	42.5	21	1" (inch)	-	48	32.5	85	12.5	30	5F1505-000	C1-40x1"	3.6
				25 (mm)							506505-000	C1-40x25	
50	100	50	26	1-1/4" (inch)	-	60	35	100	16	40	5G1505-000	C1-50x1-1/4"	5.5
				32 (mm)							507505-000	C1-50x32	
60	125	62.5	33	1-1/4" (inch)	-	62.5	42.5	125	16	40	5G1511-000	C1-60x1-1/4"	10
				32 (mm)							507511-000	C1-60x32	



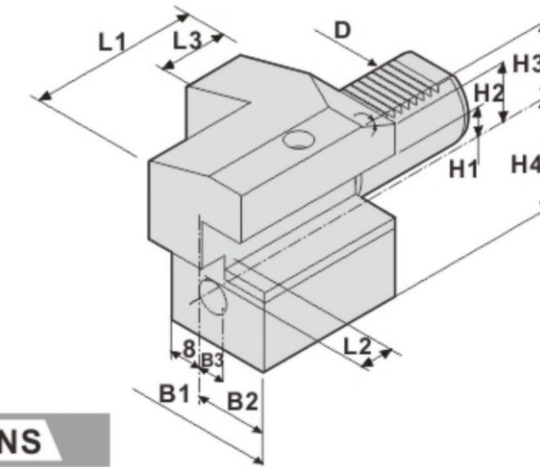
C2

- Left-hand
- External Coolant Supply

DIMENSIONS

D	B1	B2	B3	H1	H2	H3	H4	L1	L2	L3	Code No.	Order No.	(Kg) Weight
20	65	40	26	5/8" (inch)	23	30	25	50	7	30	4D1505-000	C2-20x5/8"	1
				16 (mm)							404505-000	C2-20x16	
30	76	41	23	3/4" (inch)	28	38	28	70	10	30	4E1505-000	C2-30x3/4"	1.8
				20 (mm)							405505-000	C2-30x20	
40	90	47.5	25.5	1" (inch)	-	48	32.5	85	12.5	30	4F1505-000	C2-40x1"	3.6
				25 (mm)							406505-000	C2-40x25	
40	140.5	98	76	1" (inch)	40	48	36.5	85	12.5	30	4F1518-000	C2-40xC1"-76L	6.3
				25 (mm)							406518-000	C2-40xC25-76L	
50	105	55	30.5	1-1/4" (inch)	-	60	35	100	16	40	4G1505-000	C2-50x1-1/4"	6
				32 (mm)							407505-000	C2-50x32	
60	125	62.5	33	1-1/4" (inch)	-	62.5	42.5	125	16	40	4G1517-000	C2-60x1-1/4"	10
				32 (mm)							407517-000	C2-60x32	

DIN 69880 AXIAL STATIC HOLDERS

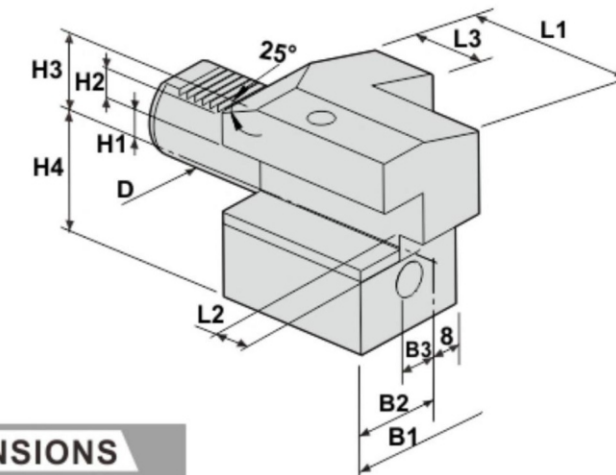


C3

- Right-hand
- External Coolant Supply

DIMENSIONS

D	B1	B2	B3	H1	H2	H3	H4	L1	L2	L3	Code No.	Order No.	(Kg) Weight
20	65	40	26	5/8" (inch)	23	30	25	50	7	30	5D1506-000	C3-20x5/8"	1
				16 (mm)							504506-000	C3-20x16	
30	70	35	17	3/4" (inch)	28	38	35	70	10	30	5E1506-000	C3-30x3/4"	1.8
				20 (mm)							505506-000	C3-30x20	
40	85	42.5	21	1" (inch)	-	48	42.5	85	12.5	30	5F1506-000	C3-40x1"	3.6
				25 (mm)							506506-000	C3-40x25	
40	145.5	98	76	1" (inch)	35	48	42.5	85	12.5	30	5F1518-000	C3-40xF1"-76	6.3
				25 (mm)							506518-000	C3-40xF25-76	
50	100	50	26	1-1/4" (inch)	-	60	50	100	16	40	5G1506-000	C3-50x1-1/4"	6
				32 (mm)							507506-000	C3-50x32	
60	125	62.5	33	1-1/4" (inch)	-	62.5	62.5	125	16	40	5G1512-000	C3-60x1-1/4"	10
				32 (mm)							507512-000	C3-60x32	



C4

- Left-hand
- External Coolant Supply

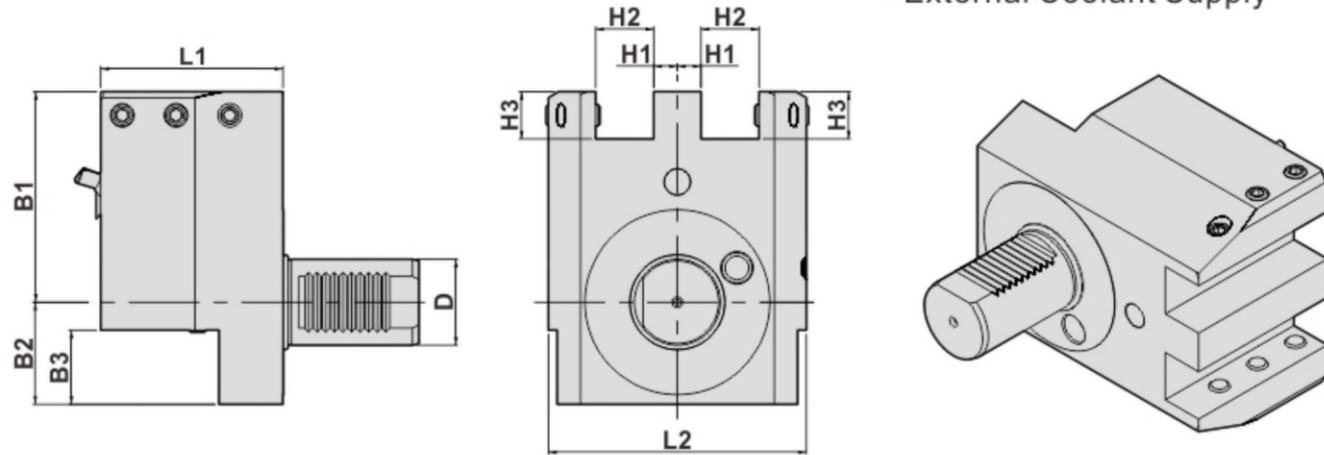
DIMENSIONS

D	B1	B2	B3	H1	H2	H3	H4	L1	L2	L3	Code No.	Order No.	(Kg) Weight
20	65	40	26	5/8" (inch)	23	30	25	50	7	30	4D1506-000	C4-20x5/8"	1
				16 (mm)							404506-000	C4-20x16	
30	76	41	23	3/4" (inch)	28	38	35	70	10	30	4E1506-000	C4-30x3/4"	1.8
				20 (mm)							405506-000	C4-30x20	
40	90	47.5	25.5	1" (inch)	-	48	42.5	85	12.5	30	4F1506-000	C4-40x1"	3.6
				25 (mm)							406506-000	C4-40x25	
50	105	55	30.5	1-1/4" (inch)	-	60	50	100	16	40	4G1506-000	C4-50x1-1/4"	6.3
				32 (mm)							407506-000	C4-50x32	
60	125	62.5	33	1-1/4" (inch)	-	62.5	62.5	125	16	40	4G1518-000	C4-60x1-1/4"	10
				32 (mm)							407518-000	C4-60x32	

DIN 69880 AXIAL STATIC HOLDERS

C4

- Right-hand
- External Coolant Supply

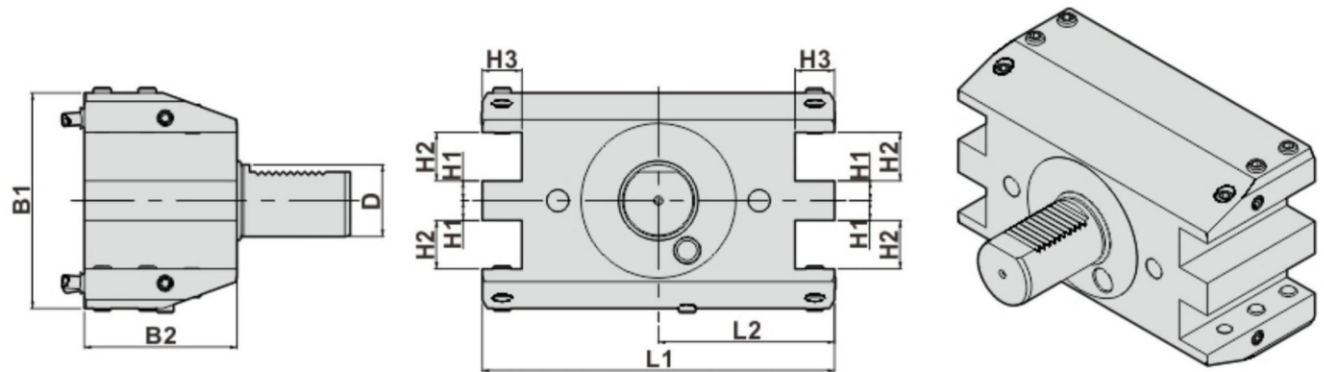


DIMENSIONS

D	B1	B2	B3	H1	H2	H3	L1	L2	Code No.	Order No.	(Kg) Weight
40	98	47.5	34.5	11	27	22	85	120	406520-000	C4-40-25x2-76	9

C4

- Right-hand
- External Coolant Supply



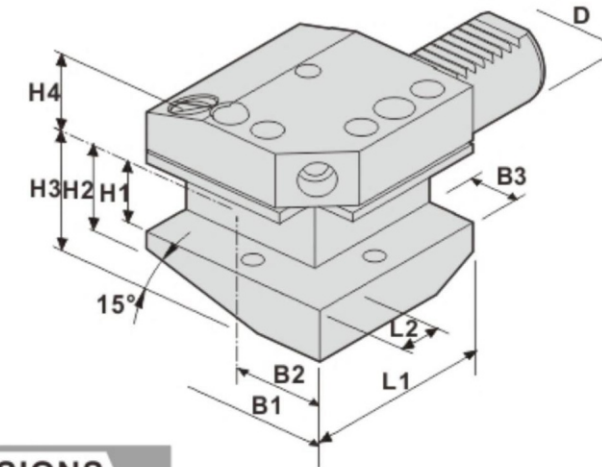
DIMENSIONS

D	B1	B2	H1	H2	H3	L1	L2	Code No.	Order No.	(Kg) Weight
40	120	85	11	27	22	196	98	406521-000	C4-40-25x4-76	13.8

DIN 69880 COMBINED STATIC HOLDERS

CB1

- Right-hand
- External Coolant Supply

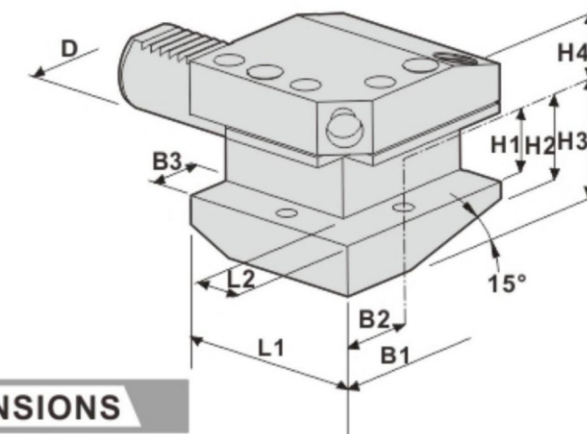


DIMENSIONS

D	B1	B2	B3	H1	H2	H3	H4	L1	L2	Code No.	Order No.	(Kg) Weight
20	65	40	14	5/8" (inch)	19	30	25	50	14	4D1507-000	CB1-20x5/8"	1.1
				16 (mm)						404507-000	CB1-20x16	
30	74	40	18	3/4" (inch)	26	38	28	70	18	4E1507-000	CB1-30x3/4"	2.2
				20 (mm)						405507-000	CB1-30x20	
40	85	45	22	1" (inch)	35	47.5	42.5	100	22	4F1507-000	CB1-40x1"	5.3
				25 (mm)						406507-000	CB1-40x25	
50	105	55	25	1-1/4" (inch)	42	60	35	120	25	4G1507-000	CB1-50x1-1/4"	7.8
				32 (mm)						407507-000	CB1-50x32	
60	125	62.5	30	1-1/4" (inch)	46	62.5	42.5	135	30	4G1519-000	CB1-60x1-1/4"	15
				32 (mm)						407519-000	CB1-60x32	

CB2

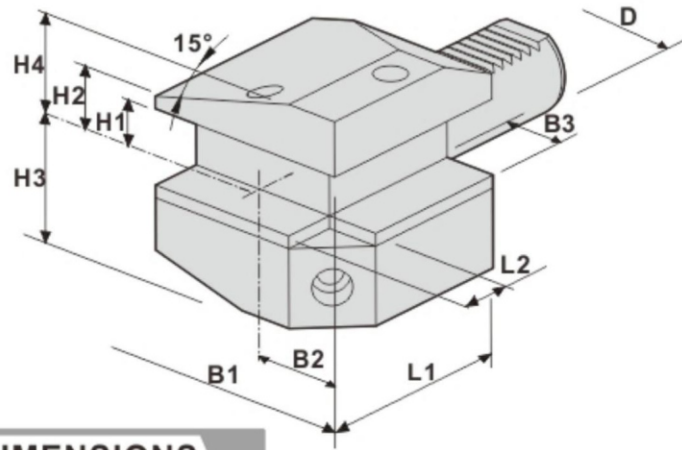
- Left-hand
- External Coolant Supply



DIMENSIONS

D	B1	B2	B3	H1	H2	H3	H4	L1	L2	Code No.	Order No.	(Kg) Weight
20	65	40	14	5/8" (inch)	19	30	25	50	14	4D1508-000	CB2-20x5/8"	1.1
				16 (mm)						404508-000	CB2-20x16	
30	74	40	18	3/4" (inch)	26	38	28	70	18	4E1508-000	CB2-30x3/4"	2.2
				20 (mm)						405508-000	CB2-30x20	
40	85	47	22	1" (inch)	35	47.5	42.5	100	22	4F1508-000	CB2-40x1"	5.3
				25 (mm)						406508-000	CB2-40x25	
50	105	55	25	1-1/4" (inch)	42	60	35	120	25	4G1508-000	CB2-50x1-1/4"	7.8
				32 (mm)						407508-000	CB2-50x32	
60	125	62.5	30	1-1/4" (inch)	46	62.5	42.5	135	30	4G1520-000	CB2-60x1-1/4"	15
				32 (mm)						407520-000	CB2-60x32	

DIN 69880 COMBINED STATIC HOLDERS

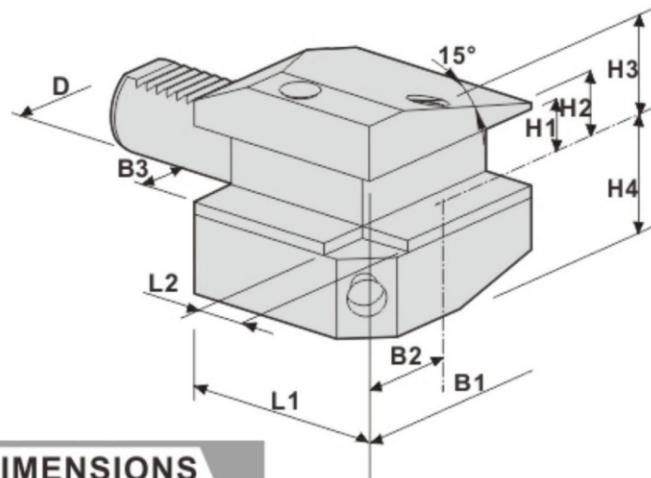


CB3

- Right-hand
- External Coolant Supply

DIMENSIONS

D	B1	B2	B3	H1	H2	H3	H4	L1	L2	Code No.	Order No.	(Kg) Weight
20	65	40	14	5/8" (inch)	19	25	30	50	14	4D1509-000	CB3-20x5/8"	1.1
				16 (mm)						404509-000	CB3-20x16	
30	74	40	18	3/4" (inch)	22	38	28	70	18	4E1509-000	CB3-30x3/4"	2.2
				20 (mm)						405509-000	CB3-30x20	
40	85	45	22	1" (inch)	30	42.5	47.5	100	22	4F1509-000	CB3-40x1"	5.3
				25 (mm)						406509-000	CB3-40x25	
50	105	55	25	1-1/4" (inch)	35	50	60	120	25	4G1509-000	CB3-50x1-1/4"	7.8
				32 (mm)						407509-000	CB3-50x32	
60	125	62.5	30	1-1/4" (inch)	42.5	62.5	42.5	135	30	4G1521-000	CB3-60x1-1/4"	15
				32 (mm)						407521-000	CB3-60x32	



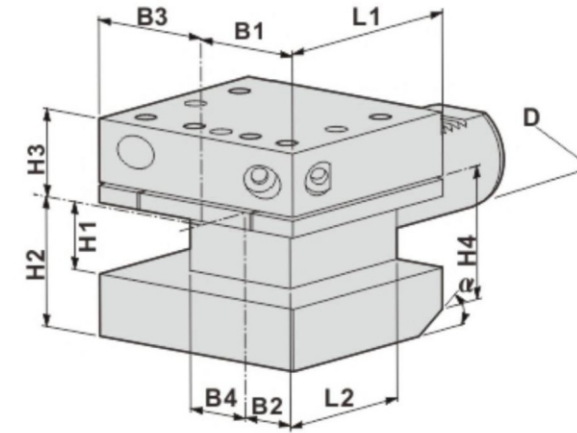
CB4

- Left-hand
- External Coolant Supply

DIMENSIONS

D	B1	B2	B3	H1	H2	H3	H4	L1	L2	Code No.	Order No.	(Kg) Weight
20	65	40	14	5/8" (inch)	19	30	25	50	14	4D1510-000	CB4-20x5/8"	1.1
				16 (mm)						404510-000	CB4-20x16	
30	74	40	18	3/4" (inch)	22	28	38	70	18	4E1510-000	CB4-30x3/4"	2.2
				20 (mm)						405510-000	CB4-30x20	
40	85	47	22	1" (inch)	30	47.5	42.5	100	22	4F1510-000	CB4-40x1"	5.3
				25 (mm)						406510-000	CB4-40x25	
50	105	55	25	1-1/4" (inch)	35	60	50	120	25	4G1510-000	CB4-50x1-1/4"	7.8
				32 (mm)						407510-000	CB4-50x32	
60	125	62.5	30	1-1/4" (inch)	42.5	62.5	62.5	135	30	4G1522-000	CB4-60x1-1/4"	15
				32 (mm)						407522-000	CB4-60x32	

DIN 69880 COMBINED STATIC HOLDERS

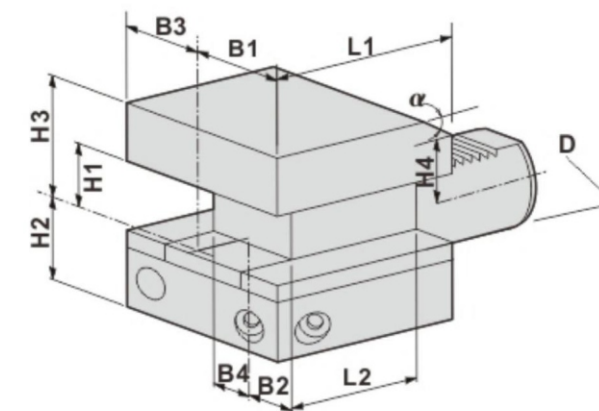


D1

- Right-hand
- External Coolant Supply

DIMENSIONS

D	B1	B2	B3	B4	H1	H2	H3	H4	L1	L2	α	Code No.	Order No.	(Kg) Weight
30	35	17	41	23	3/4" (inch)	38	35	30	60	42	25°	4E1511-000	D1-30x3/4"	2.3
					20 (mm)							405511-000	D1-30x20	
30	35	17	41	23	3/4" (inch)	38	32.5	40	90	72	15°	4E1515-000	D1-30-C3/4"x3-90	3.2
					20 (mm)							405515-000	D1-30-C20x3-90	
40	42.5	21	47.5	25.5	1" (inch)	48	42.5	40	72	50	25°	4F1511-000	D1-40x1"	4.1
					25 (mm)							406511-000	D1-40x25	
50	50	26	55	30.5	1-1/4" (inch)	60	50	-	85	60	-	4G1511-000	D1-50x1-1/4"	7.5
					32 (mm)							407511-000	D1-50x32	
60	57.5	32.5	57.5	32.5	1-1/4" (inch)	63.5	41.5	-	110	85	-	4G1523-000	D1-60x1-1/4"	10.3
					32 (mm)							407523-000	D1-60x32	



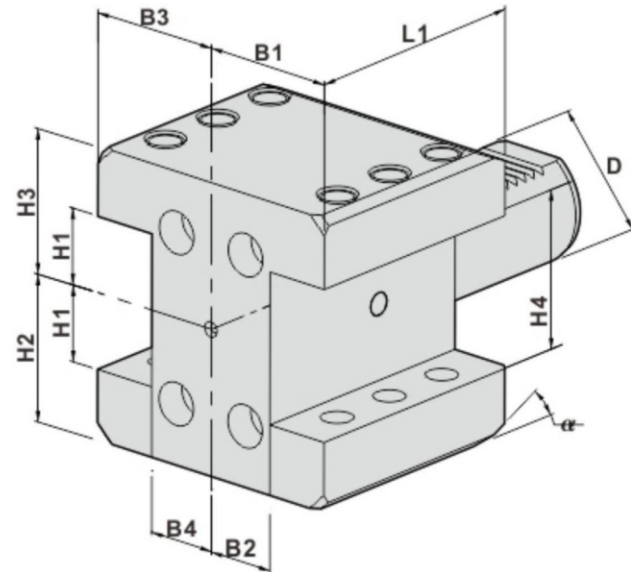
D2

- Left-hand
- External Coolant Supply

DIMENSIONS

D	B1	B2	B3	B4	H1	H2	H3	H4	L1	L2	α	Code No.	Order No.	(Kg) Weight
30	35	17	41	23	3/4" (inch)	38	35	30	60	42	25°	4E1512-000	D2-30x3/4"	2.3
					20 (mm)							405512-000	D2-30x20	
40	42.5	21	47.5	25.5	1" (inch)	48	42.5	40	72	50	25°	4F1512-000	D2-40x1"	4.1
					25 (mm)							406512-000	D2-40x25	
50	50	26	55	30.5	1-1/4" (inch)	60	50	-	85	60	-	4G1512-000	D2-50x1-1/4"	7.5
					32 (mm)							407512-000	D2-50x32	
60	57.5	32.5	57.5	32.5	1-1/4" (inch)	41.5	63.5	-	110	85	-	4G1524-000	D2-60x1-1/4"	10.3
					32 (mm)							407524-000	D2-60x32	

DIN 69880 COMBINED STATIC HOLDERS

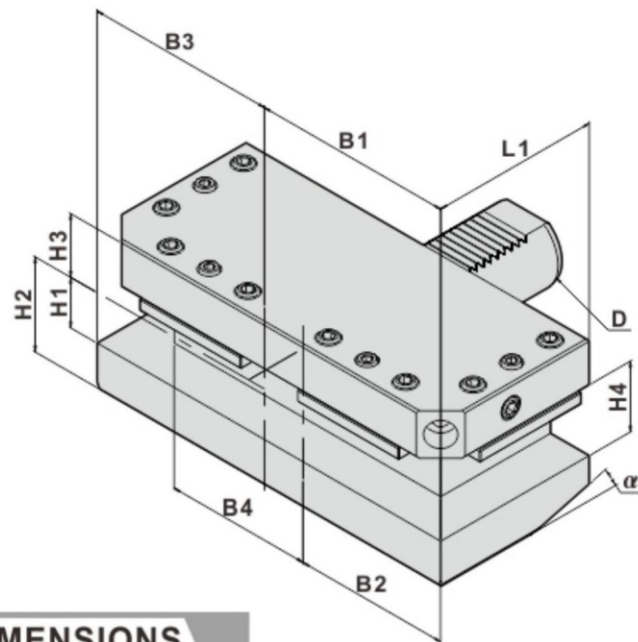


D12

- Right-hand
- External Coolant Supply

DIMENSIONS

D	B1	B2	B3	B4	H1	H2	H3	H4	L1	α	Code No.	Order No.	(Kg) Weight
30	52.5	20	52.5	20	3/4" (inch)	38	38	40	80	25°	4E1513-000	D12-30x3/4"	4.8
					20 (mm)						405513-000	D12-30x20	
40	46	24	46	24	1" (inch)	48	48	42	85	25°	4F1513-000	D12-40x1"	5.4
					25 (mm)						406513-000	D12-40x25	



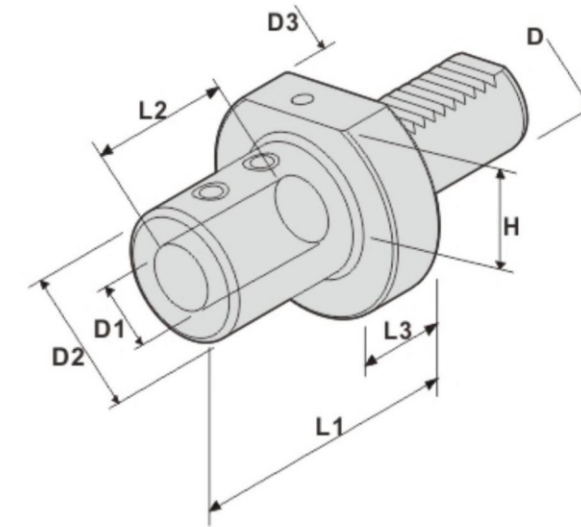
D1

- Right-hand
- External Coolant Supply

DIMENSIONS

D	B1	B2	B3	B4	H1	H2	H3	H4	L1	α	Code No.	Order No.	(Kg) Weight
40	98	76	98	76	25	48	32.5	34	63	15°	406519-000	D1-40-C25-76	9.2

DIN 69880 STATIC HOLDERS



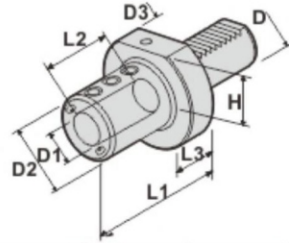
E1

- U Drills
- Internal Coolant Supply

DIMENSIONS

D	D1	D2	D3	H	L1	L2	L3	Code No.	Order No.	(Kg) Weight
20	3/4" (inch)	40	50	-	67	57	18	3E1506-000	E1-20x3/4"	0.8
	20 (mm)							305506-000	E1-20x20	
20	1" (inch)	45	50	-	71	59	18	3F1506-000	E1-20x1"	0.8
	25 (mm)							306506-000	E1-20x25	
30	3/4" (inch)	40	68	28	67	54	22	3E1507-000	E1-30x3/4"	1.2
	20 (mm)							305507-000	E1-30x20	
30	1" (inch)	45	68	28	71	59	22	3F1507-000	E1-30x1"	1.2
	25 (mm)							306507-000	E1-30x25	
30	1-1/4" (inch)	52	68	28	75	63	22	3G1505-000	E1-30x1-1/4"	1.3
	32 (mm)							307505-000	E1-30x32	
40	5/8" (inch)	36	83	32.5	64	51	22	3D1508-000	E1-40x5/8"	1.7
	16 (mm)							304508-000	E1-40x16	
40	3/4" (inch)	40	83	32.5	67	54	22	3E1508-000	E1-40x3/4"	1.8
	20 (mm)							305508-000	E1-40x20	
40	1" (inch)	45	83	32.5	75	59	22	3F1508-000	E1-40x1"	2
	25 (mm)							306508-000	E1-40x25	
40	1-1/4" (inch)	52	83	32.5	75	63	22	3G1506-000	E1-40x1-1/4"	2.2
	32 (mm)							307506-000	E1-40x32	
40	1-1/2" (inch)	60	83	32.5	90	73	22	3H1504-000	E1-40x1-1/2"	2.5
	40 (mm)							308504-000	E1-40x40	
50	3/4" (inch)	40	98	35	67	54	30	3E1509-000	E1-50x3/4"	2.8
	20 (mm)							305509-000	E1-50x20	
50	1" (inch)	45	98	35	80	59	30	3F1509-000	E1-50x1"	2.9
	25 (mm)							306509-000	E1-50x25	
50	1-1/4" (inch)	52	98	35	80	63	30	3G1507-000	E1-50x1-1/4"	3.1
	32 (mm)							307507-000	E1-50x32	
50	1-1/2" (inch)	60	98	35	90	73	30	3H1505-000	E1-50x1-1/2"	3.4
	40 (mm)							308505-000	E1-50x40	
50	1-1/2" (inch)	68	98	35	135	73	30	3H1506-000	E1-50x1-1/2"-135L	4.6
	40 (mm)							308506-000	E1-50x40-135L	
50	1-1/2" (inch)	68	98	35	135	108	30	3H1507-000	E1-50x1-1/2"-135L-1	4.6
	40 (mm)							308507-000	E1-50x40-135L-1	
50	2" (inch)	70	98	35	100	83	30	3I1503-000	E1-50x2"	4.1
	50 (mm)							309503-000	E1-50x50	
50	50 (mm)	78	98	-	135	105	40	309518-000	E1-50x50-135	5.3
	50 (mm)							309519-000	E1-50x50-125	

DIN 69880 STATIC HOLDERS



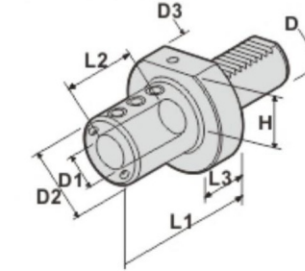
E2

- Boring Bar Holder
- External Coolant Supply

DIMENSIONS

D	D1	D2	D3	H	L1	L2	L3	Code No.	Order No.	(Kg) Weight
20	8	40	50	-	50	41	18	301501-000	E2-20x8	40.7
20	10	40	50	-	50	41	18	302501-000	E2-20x10	0.7
20	12	40	50	-	50	41	18	303501-000	E2-20x12	0.7
20	16	40	50	-	50	41	18	304501-000	E2-20x16	0.7
20	20	50	50	-	50	41	-	305501-000	E2-20x20	0.8
20	25	50	50	-	60	51	-	306501-000	E2-20x25	0.9
30	8	50	68	28	60	40	18	301502-000	E2-30x8	1.3
30	10	50	68	28	60	42	22	302502-000	E2-30x10	1.3
30	12	50	68	28	60	42	22	303502-000	E2-30x12	1.3
30	16	55	68	28	60	42	22	304502-000	E2-30x16	1.3
30	20	58	68	28	60	51	22	305502-000	E2-30x20	1.4
30	25	62	68	28	60	51	22	306502-000	E2-30x25	1.4
30	25	62	68	28	60	51	22	306518-000	E2-30x25-KT	1.4
30	32	68	68	28	75	61	-	307501-000	E2-30x32	1.9
40	10	50	83	32.5	75	40	22	302503-000	E2-40x10	2.2
40	12	50	83	32.5	75	57	22	303503-000	E2-40x12	2.2
40	16	56	83	32.5	75	57	22	304503-000	E2-40x16	2.3
40	20	56	83	32.5	75	57	22	305503-000	E2-40x20	2.3
40	25	62	83	32.5	75	69	22	306503-000	E2-40x25	2.4
40	32	72	83	32.5	75	69	22	307502-000	E2-40x32	2.7
40	40	83	83	32.5	85	76	-	308501-000	E2-40x40	3
40	50	-	83	32.5	100	83	-	309504-000	E2-40x50-100	3.4
50	10	50	98	35	90	40	30	302504-000	E2-50x10	3.1
50	12	56	98	35	90	66	30	303504-000	E2-50x12	3.3
50	16	56	98	35	90	66	30	304504-000	E2-50x16	3.3
50	20	62	98	35	90	73	30	305504-000	E2-50x20	3.5
50	25	72	98	35	90	73	30	306504-000	E2-50x25	3.8
50	32	72	98	35	90	73	30	307503-000	E2-50x32	3.6
50	40	80	98	35	90	74	30	308502-000	E2-50x40	3.8
50	50	-	98	35	95	83	-	309501-000	E2-50x50	4.6
60	10	68	123	42.5	90	40	35	302505-000	E2-60x10	5.2
60	12	68	123	42.5	90	66	35	303505-000	E2-60x12	5.2
60	16	68	123	42.5	90	66	35	304505-000	E2-60x16	5.2
60	20	68	123	42.5	90	73	35	305505-000	E2-60x20	5.2
60	25	68	123	42.5	90	74	35	306505-000	E2-60x25	5
60	32	68	123	42.5	90	74	35	307504-000	E2-60x32	5
60	40	98	123	42.5	90	74	35	308503-000	E2-60x40	6.4
60	50	98	123	42.5	100	84	35	309502-000	E2-60x50	6
60	60	98	123	42.5	100	89	30	310504-000	E2-60x60	14.1

DIN 69880 STATIC HOLDERS



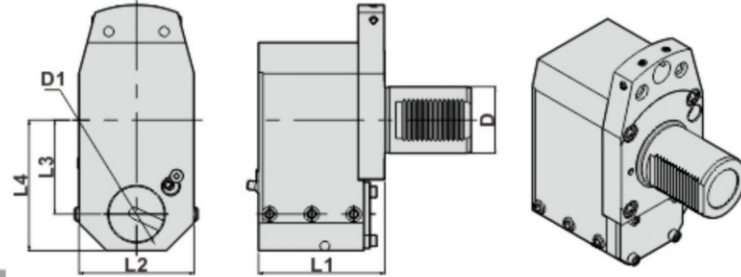
E2

- Boring Bar Holder
- External Coolant Supply

DIMENSIONS

D	D1	D2	D3	H	L1	L2	L3	Code No.	Order No.	(Kg) Weight
20	5/16"	40	50	-	50	41	18	3A1501-000	E2-20x5/16"	0.7
20	3/8"	40	50	-	50	41	18	3B1501-000	E2-20x3/8"	0.7
20	1/2"	40	50	-	50	41	18	3C1501-000	E2-20x1/2"	0.7
20	5/8"	40	50	-	50	41	18	3D1501-000	E2-20x5/8"	0.7
20	3/4"	50	50	-	50	41	-	3E1501-000	E2-20x3/4"	0.8
20	1"	50	50	-	60	51	-	3F1501-000	E2-20x1"	0.9
30	5/16"	50	68	28	60	40	18	3A1502-000	E2-30x5/16"	1.3
30	3/8"	50	68	28	60	42	22	3B1502-000	E2-30x3/8"	1.3
30	1/2"	50	68	28	60	42	22	3C1502-000	E2-30x1/2"	1.3
30	5/8"	55	68	28	60	42	22	3D1502-000	E2-30x5/8"	1.3
30	3/4"	58	68	28	60	51	22	3E1502-000	E2-30x3/4"	1.4
30	1"	62	68	28	60	51	22	3F1502-000	E2-30x1"	1.4
30	1-1/4"	68	68	28	75	61	-	3G1501-000	E2-30x1-1/4"	1.9
40	3/8"	50	83	32.5	75	40	22	3B1503-000	E2-40x3/8"	2.2
40	1/2"	50	83	32.5	75	57	22	3C1503-000	E2-40x1/2"	2.2
40	5/8"	56	83	32.5	75	57	22	3D1503-000	E2-40x5/8"	2.3
40	3/4"	56	83	32.5	75	57	22	3E1503-000	E2-40x3/4"	2.3
40	1"	62	83	32.5	75	69	22	3F1503-000	E2-40x1"	2.4
40	1-1/4"	72	83	32.5	75	69	22	3G1502-000	E2-40x1-1/4"	2.7
40	1-1/2"	83	83	32.5	85	76	-	3H1501-000	E2-40x1-1/2"	3
40	2"	-	83	32.5	100	83	-	3I1504-000	E2-40x2"-100	3.4
50	3/8"	50	98	35	90	40	30	3B1504-000	E2-50x3/8"	3.1
50	1/2"	56	98	35	90	66	30	3C1504-000	E2-50x1/2"	3.3
50	5/8"	56	98	35	90	66	30	3D1504-000	E2-50x5/8"	3.3
50	3/4"	62	98	35	90	73	30	3E1504-000	E2-50x3/4"	3.5
50	1"	72	98	35	90	73	30	3F1504-000	E2-50x1"	3.8
50	1-1/4"	72	98	35	90	73	30	3G1503-000	E2-50x1-1/4"	3.6
50	1-1/2"	80	98	35	90	74	30	3H1502-000	E2-50x1-1/2"	3.8
50	2"	-	98	35	95	83	-	3I1501-000	E2-50x2"	4.6
60	3/8"	68	123	42.5	90	40	35	3B1505-000	E2-60x3/8"	5.2
60	1/2"	68	123	42.5	90	66	35	3C1505-000	E2-60x1/2"	5.2
60	5/8"	68	123	42.5	90	66	35	3D1505-000	E2-60x5/8"	5.2
60	3/4"	68	123	42.5	90	73	35	3E1505-000	E2-60x3/4"	5.2
60	1"	68	123	42.5	90	74	35	3F1505-000	E2-60x1"	5
60	1-1/4"	68	123	42.5	90	74	35	3G1504-000	E2-60x1-1/4"	5
60	1-1/2"	98	123	42.5	90	74	35	3H1503-000	E2-60x1-1/2"	6.4
60	2"	98	123	42.5	100	84	35	3I1502-000	E2-60x2"	6
60	2-1/2"	98	123	42.5	105	89	30	3J1504-000	E2-60x2-1/2"	14.1

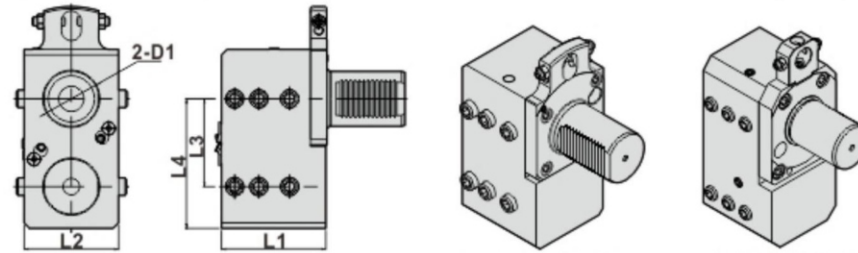
DIN 69880 STATIC HOLDERS



• External coolant supply

DIMENSIONS

D DIN 69880	D1	L1	L2	L3	L4	Code No.	Order No.	(Kg) Weight
50	2" (inch)	95	86	80	118	311509-000	E2-50xB2"-80	9.8
	50 (mm)					309509-000	E2-50xB50-80	
60	2" (inch)	114	104	80	118	311516-000	E2-60xB2"-80	16.3
	50 (mm)					309516-000	E2-60xB50-80	
60	2" (inch)	114	104	85	118	311513-000	E2-60xB2"-85	16.3
	50 (mm)					309513-000	E2-60xB50-85	

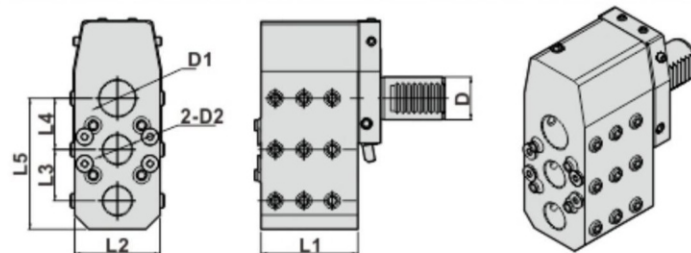


RIGHT-HAND LEFT-HAND

• External, internal coolant supply

DIMENSIONS

D DIN 69880	D1	L1	L2	L3	L4	Code No.	Order No.	(Kg) Weight
30	1" (inch)	65	60	35	56.5	3F1512-000	E2-30-B1"x2-35	2.8
	25 (mm)					306512-000	E2-30-B25x2-35	
40	1-1/4" (inch)	80.5	75	90	115	3G1512-000	E2-40-B1-1/4"x2-90-L	7
	32 (mm)					307512-000	E2-40-B32x2-90-L	
40	1-1/2" (inch)	90	75	65	91	3H1508-000	E2-40-B1-1/2"x2-65	5.6
	40 (mm)					308508-000	E2-40-B40x2-65	
40	1-1/2" (inch)	90	75	65	91	3H1532-000	E2-40-B1-1/2"x2-65-L	5.6
	40 (mm)					308532-000	E2-40-B40x2-65-L	
50	2" (inch)	96	86	80	118	3I1510-000	E2-50-B2"x2-80	8.8
	50 (mm)					309510-000	E2-50-B50x2-80	
60	2" (inch)	100	105	80	117	3I1508-000	E2-60-B2"x2-80	15.5
	50 (mm)					309511-000	E2-60-B50x2-80	

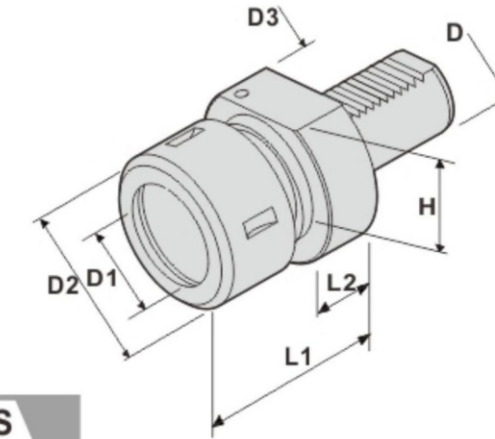


• External, internal coolant supply

DIMENSIONS

D DIN 69880	D1	D2	L1	L2	L3	L4	L5	Code No.	Order No.	(Kg) Weight
30	25 (mm)	20 (mm)	84	60	36	36	92	305516-000	E2-30-B20x2-B25-72	4.7

DIN 69880 STATIC HOLDERS

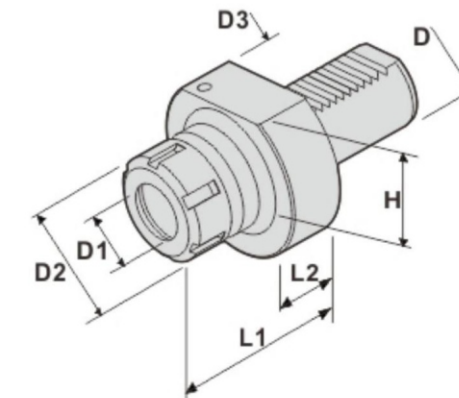


E3

- For Collet DIN 6388
- External Coolant Supply

DIMENSIONS

D	D1	D2	D3	H	L1	L2	Code No.	Order No.	(Kg) Weight
30	2-25	60	68	28	75	22	630001-000	E3-30-OZ25	1.4
40	2-25	60	83	32.5	75	22	640001-000	E3-40-OZ25	2.1
40	4-32	78	83	32.5	90	22	640002-000	E3-40-OZ32	2.7
50	2-25	60	98	35	75	30	650001-000	E3-50-OZ25	3.5
50	4-32	78	98	35	90	30	650002-000	E3-50-OZ32	4.1



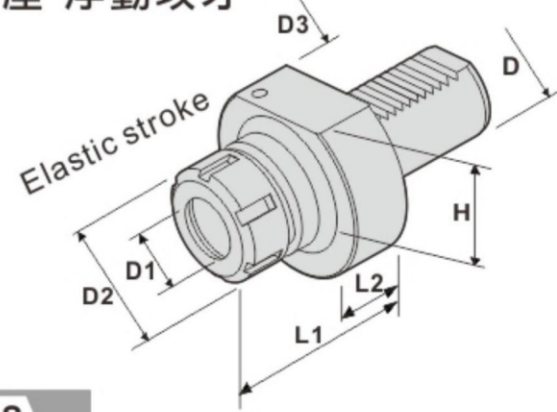
E4

- For Collet DIN 6499
- External Coolant Supply
- Internal Coolant Supply

DIMENSIONS

D	D1	D2	D3	H	L1	L2	Code No.	Order No.	(Kg) Weight
20	1-16	42	50	-	50	18	620101-000	E4-20-ER25	0.7
30	1-16	42	68	28	53	22	630101-000	E4-30-ER25	1
30	2-20	50	68	28	57	22	630102-000	E4-30-ER32	1.3
40	1-16	42	83	32.5	62	22	640101-000	E4-40-ER25	1.9
40	2-20	50	83	32.5	62	22	640102-000	E4-40-ER32	2
40	3-26	63	83	32.5	75	22	640103-000	E4-40-ER40	2.2
50	3-26	63	98	35	75	30	650101-000	E4-50-ER40	3
60	3-26	63	123	42.5	75	30	660101-000	E4-60-ER40	5.6
60	10-34	78	123	42.5	75	30	660102-000	E4-60-ER50	6

DIN 69880 STATIC HOLDERS
VDI 攻牙刀座-浮動攻牙



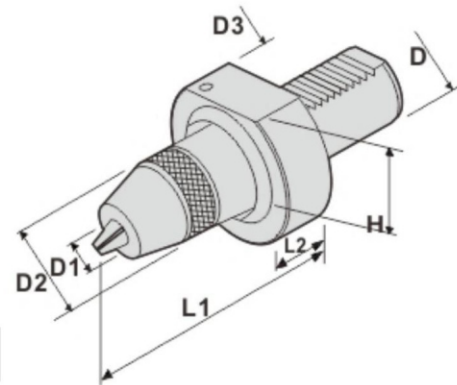
TAPPER

- For Collet DIN 6499
- External Coolant Supply

DIMENSIONS

D	D1	D2	D3	H	L1	L2	Code No.	Order No.	(Kg) Weight
20	1-13	34	50	-	60	18	TAP201-000	TAP-20-ER20	1
30	1-16	42	68	28	68	22	TAP301-000	TAP-30-ER25	1.4
40	1-16	42	83	32.5	73	22	TAP401-000	TAP-40-ER25	2
50	2-20	50	98	35	83	30	TAP501-000	TAP-50-ER32	4
60	2-20	50	123	42.5	85	30	TAP601-000	TAP-60-ER32	5.3

KEYLESS DRILL CHUCK
鑽夾頭



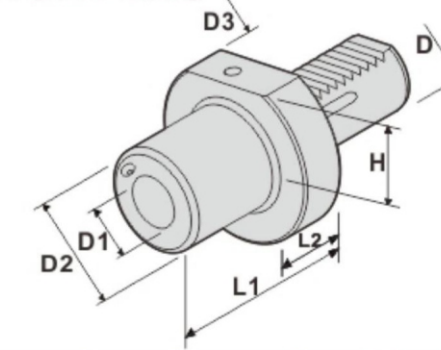
KEYLESS DRILL CHUCK

- External Coolant Supply

DIMENSIONS

D	D1	D2	D3	H	L1	L2	Code No.	Order No.	(Kg) Weight
30	1-13	51	68	28	85	22	830131-000	CHUCK-30-13	2.1
40	1-13	51	83	32.5	85	22	840131-000	CHUCK-40-13	2.1
40	3-16	58	83	32.5	102	22	840161-000	CHUCK-40-16	2.3
50	1-13	51	98	35	85	30	850131-000	CHUCK-50-13	3.1
50	3-16	58	98	35	90	30	850161-000	CHUCK-50-16	3.2
60	1-13	51	123	42.5	85	25	860131-000	CHUCK-60-13	4.4
60	3-16	58	123	42.5	90	25	860161-000	CHUCK-60-16	4.5

DIN 69880 STATIC HOLDERS
莫氏鑽頭

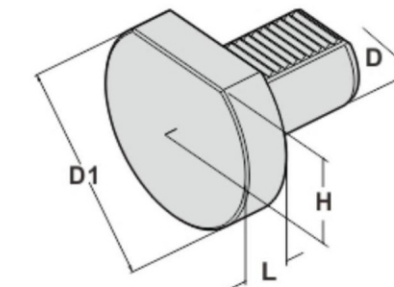


- Tool holders with morse taper according DIN 228
- External coolant supply

DIMENSIONS

D	D1	D2	D3	H	L1	L2	Code No.	Order No.	(Kg) Weight
20	MT1	44	50	20	23	18	820MT1-000	F20-MT1	0.5
30	MT1	58	68	28	25	20	830MT1-000	F30-MT1	0.9
30	MT2	58	68	28	43	22	830MT2-000	F30-MT2	1.2
30	MT3	58	68	28	74	22	830MT3-000	F30-MT3	1.6
40	MT1	55	83	32.5	36	22	840MT1-000	F40-MT1	1.6
40	MT2	56	83	32.5	34	22	840MT2-000	F40-MT2	1.5
40	MT3	72	83	32.5	58	22	840MT3-000	F40-MT3	2.2
40	MT4	72	83	32.5	86	35	840MT4-000	F40-MT4	2.8
50	MT1	55	98	35	36	30	850MT1-000	F50-MT1	2.7
50	MT2	55	98	35	36	30	850MT2-000	F50-MT2	2.6
50	MT3	60	98	35	44	30	850MT3-000	F50-MT3	2.7
50	MT4	70	98	35	71	30	850MT4-000	F50-MT4	3.2
60	MT3	60	123	42.5	44	30	860MT3-000	F60-MT3	4.4
60	MT4	68	123	42.5	50	30	860MT4-000	F60-MT4	4.3
60	MT5	55	123	42.5	36	30	860MT2-000	F60-MT2	4.3
60	MT5	98	123	42.5	81	30	860MT5-000	F60-MT5	5.7

PLUG
保孔蓋

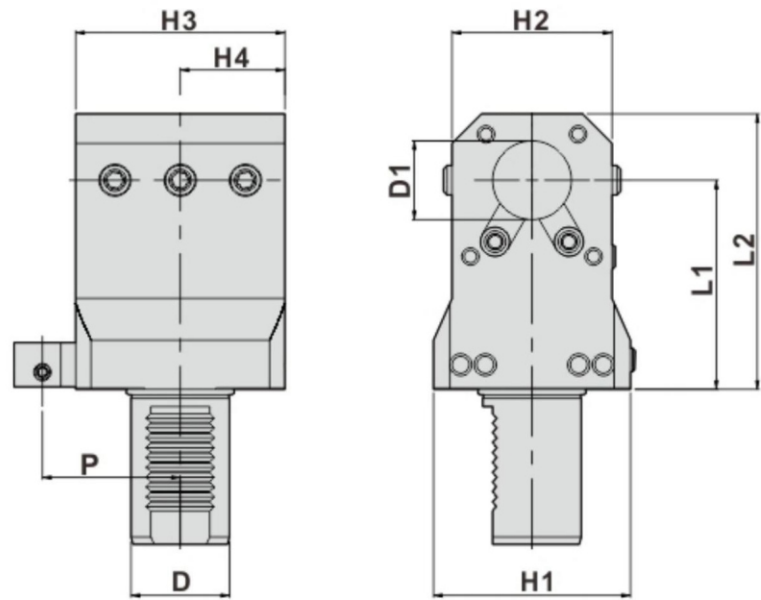


- Made From Plastic
- Made From Metal

DIMENSIONS

D	D1	H	L	Code No.	Order No.	Material	(Kg) Weight
20	50	-	16	Z2000S-000	Z20S	Metal	0.4
30	68	26.5	16	Z30000-000	Z30	Plastic	-
				Z3000S-000	Z30S	Metal	0.7
40	82	32	20	Z40000-000	Z40	Plastic	-
				Z4000S-000	Z40S	Metal	1.4
50	98	35	20	Z5000S-000	Z50S	Metal	2
60	116	-	20	Z6000S-000	Z60S	Metal	3.6

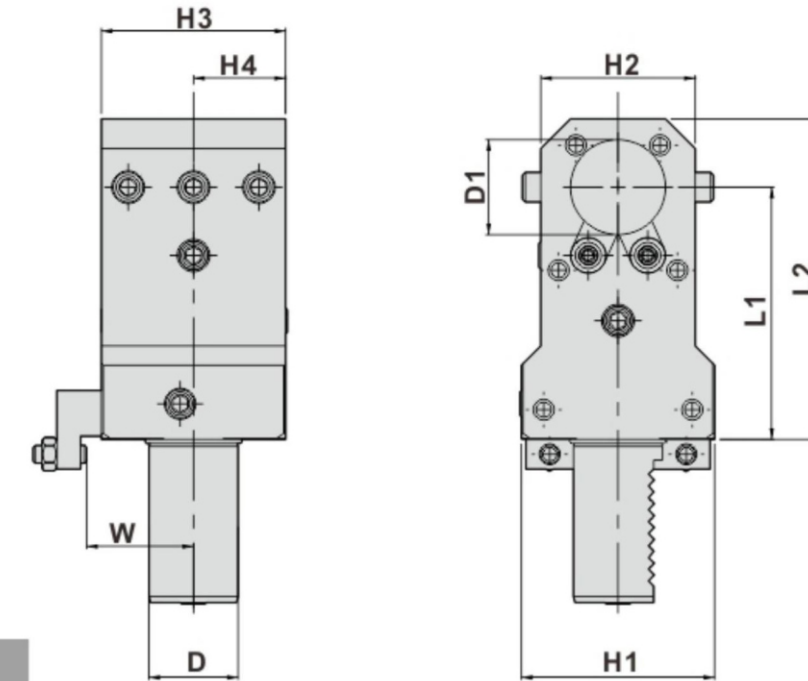
DIN 69880 AXIAL STATIC HOLDERS



DIMENSIONS

D DIN 69880	D1	H1	H2	H3	H4	L1	L2	P	Code No.	Order No.	(Kg) Weight
30	1-1/4" (inch)	65	52	62	31	65	90	48	3G1521-000	T1-30-1-1/4"-65	2.4
	32 (mm)								307521-000	T1-30-32-65	
30	1-1/4" (inch)	65	52	62	31	85	108	48	3G1522-000	T1-30-1-1/4"-85	3
	32 (mm)								307522-000	T1-30-32-85	
30	1-1/4" (inch)	65	52	62	31	100	123	48	3G1523-000	T1-30-1-1/4"-100	3.2
	32 (mm)								307523-000	T1-30-32-100	
30	1-1/4" (inch)	65	52	62	31	120	143	48	3G1524-000	T1-30-1-1/4"-120	3.9
	32 (mm)								307524-000	T1-30-32-120	
30	1-1/2" (inch)	-	65	85	42.5	85	112	48	3H1509-000	T1-30-1-1/2"-85	4.3
	40 (mm)								308509-000	T1-30-40-85	
40	1-1/4" (inch)	80	65	85	42.5	85	112	56	3G1508-000	T1-40-1-1/4"-85	5.2
	32 (mm)								307508-000	T1-40-32-85	
40	1-1/2" (inch)	80	65	85	42.5	85	112	56	3H1515-000	T1-40-1-1/2"-85	5
	40 (mm)								308515-000	T1-40-40-85	
40	1-1/2" (inch)	80	65	85	42.5	100	127	56	3H1516-000	T1-40-1-1/2"-100	5.7
	40 (mm)								308516-000	T1-40-40-100	
40	1-1/2" (inch)	80	65	85	42.5	120	147	56	3H1520-000	T1-40-1-1/2"-120	6.4
	40 (mm)								308520-000	T1-40-40-120	
40	-	80	70	130	32	100	127	56	-	-	6.3
	40 (mm)								308521-000	T1-40-40-100-130	
40	1-1/2" (inch)	80	65	85	42.5	140	167	56	3H1518-000	T1-40-1-1/2"-140	7.3
	40 (mm)								308518-000	T1-40-40-140	
50	1-1/2" (inch)	90	80	96	48	100	137	64	3H1523-000	T1-50-1-1/2"-100	9
	40 (mm)								308523-000	T1-50-40-100	
50	-	90	80	96	48	100	137	70	-	-	9
	40 (mm)								308529-000	T1-50-40-100-P70	
50	2" (inch)	90	80	96	48	100	137	64	3I1506-000	T1-50-2"-100	8.4
	50 (mm)								309506-000	T1-50-50-100	
50	-	90	80	96	48	100	137	70	-	-	8.4
	50 (mm)								309522-000	T1-50-50-100-P70	
50	2" (inch)	90	82	96	48	110	147	64	3I1515-000	T1-50-2"-110	8.7
	50 (mm)								309515-000	T1-50-50-110	
50	2-1/2" (inch)	98	104	96	48	110	152	64	3J1503-000	T1-50-2-1/2"-110	11
	60 (mm)								310503-000	T1-50-60-110	

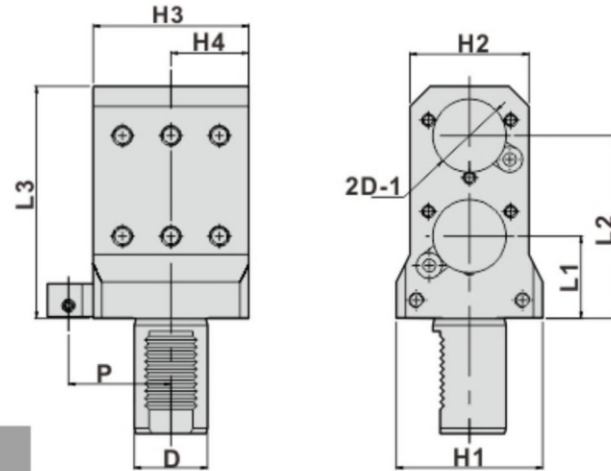
DIN 69880 AXIAL STATIC HOLDERS



DIMENSIONS

D DIN 69880	D1	H1	H2	H3	H4	L1	L2	W	Code No.	Order No.	(Kg) Weight
16	16 (mm)	-	38	42	21	45	61	26	304512-000	T1-16-16-45-W26	1
20	1" (inch)	-	50	50	25	70	90	32	3F1515-000	T1-20-1"-70-W32	1.8
	25 (mm)								306515-000	T1-20-25-70-W32	
30	1-1/4" (inch)	65	52	62	31	65	90	35	3G1530-000	T1-30-1-1/4"-65-W35	2.4
	32 (mm)								307549-000	T1-30-32-65-W35	
30	1-1/4" (inch)	65	52	62	31	85	108	35	3G1531-000	T1-30-1-1/4"-85-W35	3
	32 (mm)								307546-000	T1-30-32-85-W35	
30	1-1/4" (inch)	65	52	62	31	100	123	35	3G1532-000	T1-30-1-1/4"-100-W35	3.2
	32 (mm)								307547-000	T1-30-32-100-W35	
30	1-1/4" (inch)	65	52	62	31	120	143	35	3G1533-000	T1-30-1-1/4"-120-W35	3.9
	32 (mm)								307548-000	T1-30-32-120-W35	
40	1-1/4" (inch)	80	65	85	42.5	85	112	48	3G1534-000	T1-40-1-1/4"-85-W48	5.2
	32 (mm)								307550-000	T1-40-32-85-W48	
40	1-1/2" (inch)	80	65	85	42.5	85	112	48	3H1524-000	T1-40-1-1/2"-85-W48	5
	40 (mm)								308524-000	T1-40-40-85-W48	
40	1-1/2" (inch)	80	65	85	42.5	100	127	48	3H1525-000	T1-40-1-1/2"-100-W48	5.7
	40 (mm)								308525-000	T1-40-40-100-W48	
40	1-1/2" (inch)	80	65	85	42.5	120	147	48	3H1528-000	T1-40-1-1/2"-120-W48	6.4
	40 (mm)								308540-000	T1-40-40-120-W48	
50	1-1/2" (inch)	90	80	96	48	100	137	52	3H1535-000	T1-50-1-1/2"-100-W52	9
	40 (mm)								308548-000	T1-50-40-100-W52	
50	2" (inch)	90	80	96	48	100	137	52	3I1519-000	T1-50-2"-100-W52	8.4
	50 (mm)								309526-000	T1-50-50-100-W52	
50	2" (inch)	90	82	96	48	110	147	52	3I1520-000	T1-50-2"-110-W52	8.7
	50 (mm)								309521-000	T1-50-50-110-W52	
50	2-1/2" (inch)	98	104	96	48	110	152	52	3J1506-000	T1-50-2-1/2"-110-W52	11
	60 (mm)								310505-000	T1-50-60-110-W52	
60	2" (inch)	104	90	120	60	100	142	64	3I1507-000	T1-60-2"-100-W64	13
	50 (mm)								309507-000	T1-60-50-100-W64	
60	2" (inch)	108	94	120	60	135	177	64	3I1511-000	T1-60-2"-135-W64	16.2
	50 (mm)								309508-000	T1-60-50-135-W64	
60	2-1/2" (inch)	104	90	120	60	100	142	64	3J1502-000	T1-60-2-1/2"-100-W64	12
	60 (mm)								310502-000	T1-60-60-100-W64	
60	2-1/2" (inch)	-	108	120	60	135	182	64	3J1501-000	T1-60-2-1/2"-135-W64	17
	60 (mm)								310501-000	T1-60-60-135-W64	

DIN 69880 AXIAL STATIC HOLDERS

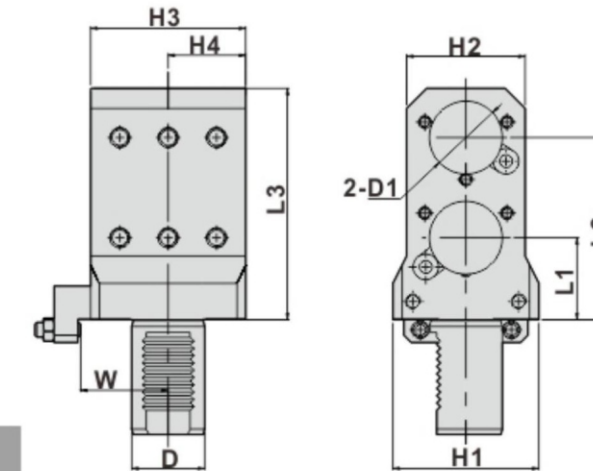


● External coolant supply

DIMENSIONS

D	D1	H1	H2	H3	H4	L1	L2	L3	P	Code No.	Order No.	(Kg) Weight
30	1" (inch)	-	65	62	31	80	113	133	48	3F1514-000	T1-30-2xB1"-113	3.9
	25 (mm)									306514-000	T1-30-2xB25-113	
30	1" (inch)	-	65	62	31	85	137	158	48	3F1513-000	T1-30-2xB1"-137	4.9
	25 (mm)									306513-000	T1-30-2xB25-137	
30	1-1/4" (inch)	-	65	62	31	55	100	128	48	3G1525-000	T1-30-2xB1-1/4"-100	3.7
	32 (mm)									307525-000	T1-30-2xB32-100	
40	1" (inch)	80	65	85	42.5	85	120	146	56	3F1516-000	T1-40-2xB1"-120	6.9
	25 (mm)									306516-000	T1-40-2xB25-120	
40	1-1/4" (inch)	80	65	85	42.5	47	90	112	56	3G1526-000	T1-40-2xB1-1/4"-90	5.1
	32 (mm)									307526-000	T1-40-2xB32-90	
40	1-1/2" (inch)	80	65	85	42.5	45	100	127	56	3H1510-000	T1-40-2xB1-1/2"-100	4.9
	40 (mm)									308510-000	T1-40-2xB40-100	
40	40 (mm)	80	65	85	42.5	65	120	147	56	308530-000	T1-40-2xB40-120	5.7

DIN 69880 AXIAL STATIC HOLDERS

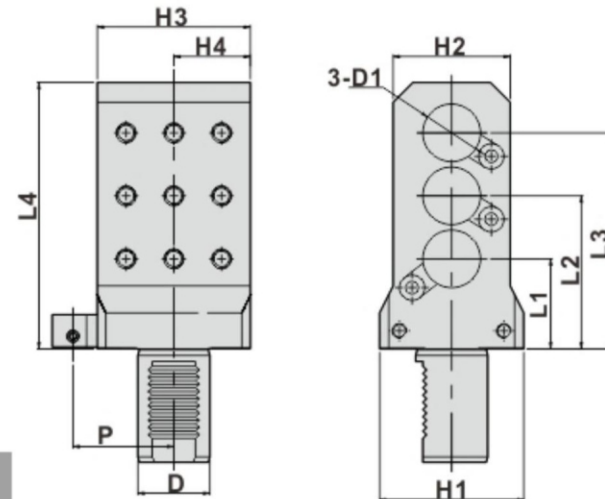


● External coolant supply

DIMENSIONS

D	D1	H1	H2	H3	H4	L1	L2	L3	W	Code No.	Order No.	(Kg) Weight
30	1" (inch)	-	65	62	31	80	113	133	35	3F1531-000	T1-30-2xB1"-113-W35	3.9
	25 (mm)									306531-000	T1-30-2xB25-113-W35	
30	1" (inch)	-	65	62	31	85	137	158	35	3F1532-000	T1-30-2xB1"-137-W35	4.9
	25 (mm)									306532-000	T1-30-2xB25-137-W35	
30	1-1/4" (inch)	-	65	62	31	55	100	128	35	3G1535-000	T1-30-2xB1-1/4"-100-W35	3.7
	32 (mm)									307550-000	T1-30-2xB32-100-W35	
40	1" (inch)	80	65	85	42.5	85	120	146	48	3F1534-000	T1-40-2xB1"-120-W48	6.9
	25 (mm)									306534-000	T1-40-2xB25-120-W48	
40	1-1/4" (inch)	80	65	85	42.5	47	90	112	48	3G1536-000	T1-40-2xB1-1/4"-90-W48	5.1
	32 (mm)									307551-000	T1-40-2xB32-90-W48	
40	1-1/2" (inch)	80	65	85	42.5	45	100	127	48	3H1536-000	T1-40-2xB1-1/2"-100-W48	4.9
	40 (mm)									308511-000	T1-40-2xB40-100-W48	
40	40 (mm)	80	65	85	42.5	65	120	147	48	308549-000	T1-40-2xB40-120-W48	5.7

DIN 69880 AXIAL STATIC HOLDERS

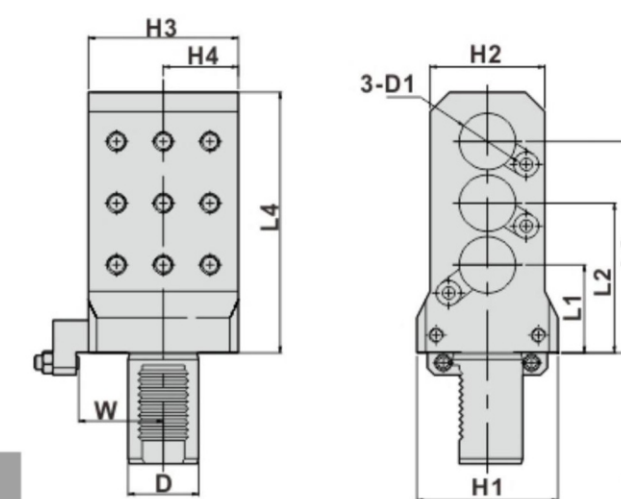


● External coolant supply

DIMENSIONS

D	D1	H1	H2	H3	H4	L1	L2	L3	L4	P	Code No.	Order No.	(Kg) Weight
30	1" (inch)	65	65	62	31	42	85	128	148	48	3F1511-000	T1-30-3x1"	4.6
	25 (mm)										306511-000	T1-30-3x25	

DIN 69880 AXIAL STATIC HOLDERS

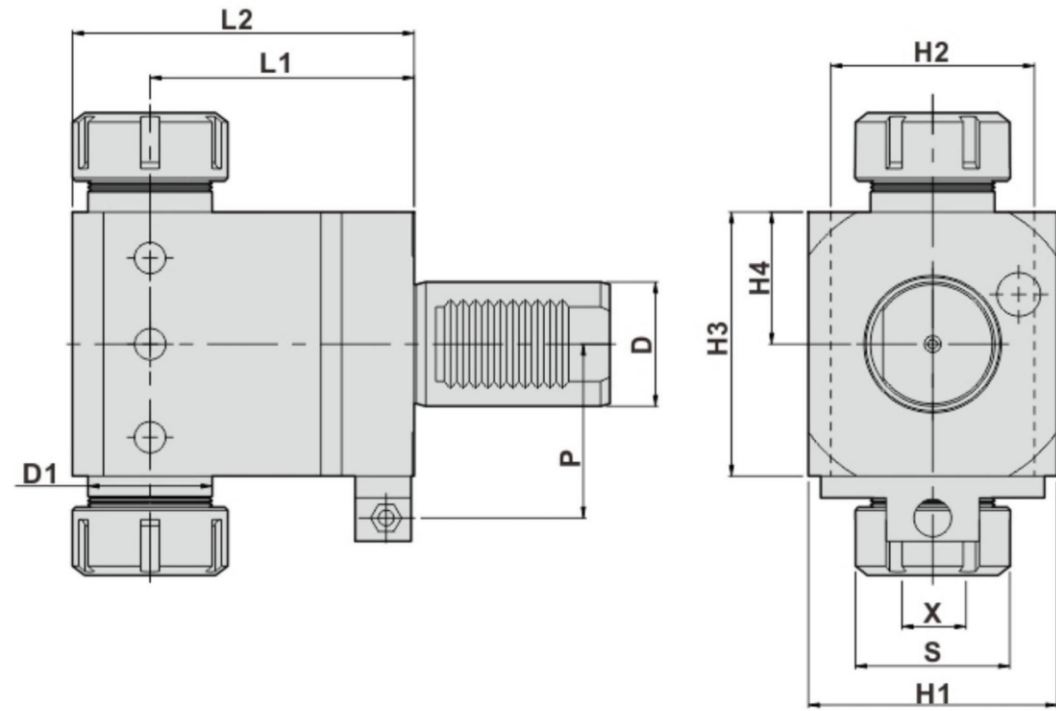


● External coolant supply

DIMENSIONS

D	D1	H1	H2	H3	H4	L1	L2	L3	L4	W	Code No.	Order No.	(Kg) Weight
30	1" (inch)	65	65	62	31	42	85	128	148	35	3F1533-000	T1-30-3x1"-W35	4.6
	25 (mm)										306533-000	T1-30-3x25-W35	

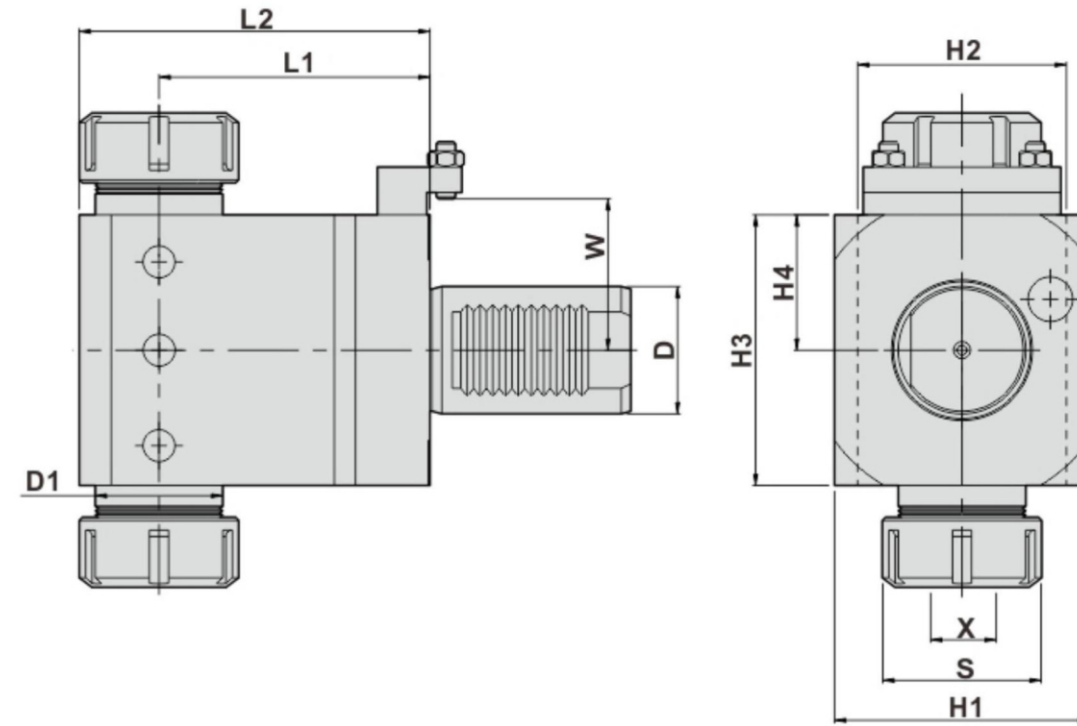
DIN 69880 AXIAL STATIC HOLDERS



DIMENSIONS

D DIN 69880	D1	X Capacity	S	H1	H2	H3	H4	L1	L2	P	Code No.	Order No.	(Kg) Weight
30	1-1/4" (inch)	1-16	42	65	52	62	31	65	90	48	3G1514-000	T1-30-1-1/4"-65-25x2	3.9
	32 (mm)	ER25									307514-000	T1-30-32-65-25x2	
30	1-1/4" (inch)	1-16	42	65	52	62	31	85	108	48	3G1515-000	T1-30-1-1/4"-85-25x2	4.5
	32 (mm)	ER25									307515-000	T1-30-32-85-25x2	
30	1-1/4" (inch)	1-16	42	65	52	62	31	100	123	48	3G1516-000	T1-30-1-1/4"-100-25x2	4.7
	32 (mm)	ER25									307516-000	T1-30-32-100-25x2	
30	1-1/4" (inch)	1-16	50	65	52	62	31	120	143	48	3G1517-000	T1-30-1-1/4"-120-25x2	5.4
	32 (mm)	ER25									307517-000	T1-30-32-120-25x2	
40	1-1/4" (inch)	1-16	50	80	65	85	42.5	85	112	56	3G1518-000	T1-40-1-1/4"-85-25x2	6.7
	32 (mm)	ER25									307518-000	T1-40-32-85-25x2	
40	1-1/2" (inch)	2-20	50	80	65	85	42.5	85	112	56	3H1526-000	T1-40-1-1/2"-85-32x2	6.6
	40 (mm)	ER32									308526-000	T1-40-40-85-32x2	
40	1-1/2" (inch)	2-20	50	80	65	85	42.5	100	127	56	3H1527-000	T1-40-1-1/2"-100-32x2	7.2
	40 (mm)	ER32									308527-000	T1-40-40-100-32x2	
40	40 (mm)	2-20 ER32	50	80	65	85	42.5	120	147	56	308531-000	T1-40-40-120-32x2	7.8

DIN 69880 AXIAL STATIC HOLDERS



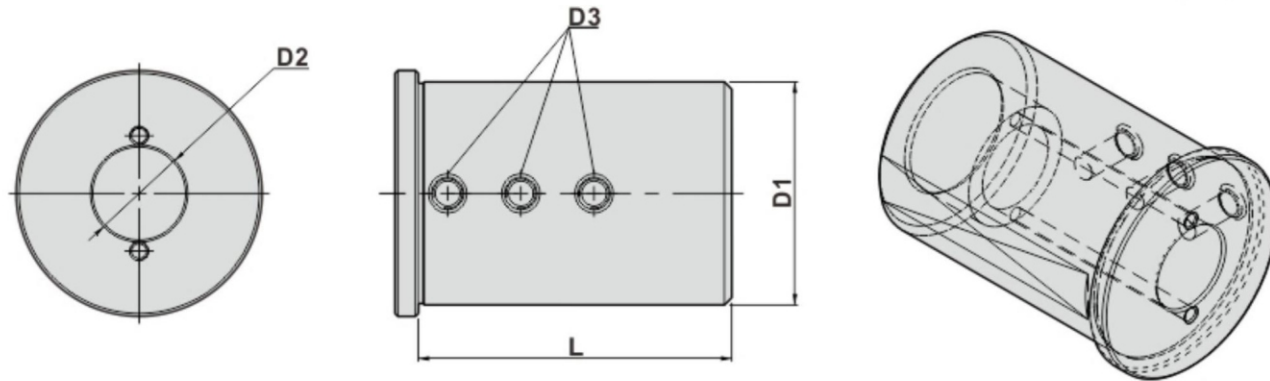
DIMENSIONS

D DIN 69880	D1	X Capacity	S	H1	H2	H3	H4	L1	L2	W	Code No.	Order No.	(Kg) Weight
30	1-1/4" (inch)	1-16	42	65	52	62	31	65	90	35	3G1537-000	T1-30-1-1/4"-65-25x2-W35	3.9
	32 (mm)	ER25									307552-000	T1-30-32-65-25x2-W35	
30	1-1/4" (inch)	1-16	42	65	52	62	31	85	108	35	3G1538-000	T1-30-1-1/4"-85-25x2-W35	4.5
	32 (mm)	ER25									307553-000	T1-30-32-85-25x2-W35	
30	1-1/4" (inch)	1-16	42	65	52	62	31	100	123	35	3G1539-000	T1-30-1-1/4"-100-25x2-W35	4.7
	32 (mm)	ER25									307554-000	T1-30-32-100-25x2-W35	
30	1-1/4" (inch)	1-16	50	65	52	62	31	120	143	35	3G1540-000	T1-30-1-1/4"-120-25x2-W35	5.4
	32 (mm)	ER25									307555-000	T1-30-32-120-25x2-W35	
40	1-1/4" (inch)	1-16	50	80	65	85	42.5	85	112	48	3G1541-000	T1-40-1-1/4"-85-25x2-W48	6.7
	32 (mm)	ER25									307556-000	T1-40-32-85-25x2-W48	
40	1-1/2" (inch)	2-20	50	80	65	85	42.5	85	112	48	3H1537-000	T1-40-1-1/2"-85-32x2-W48	6.6
	40 (mm)	ER32									308550-000	T1-40-40-85-32x2-W48	
40	1-1/2" (inch)	2-20	50	80	65	85	42.5	100	127	48	3H1538-000	T1-40-1-1/2"-100-32x2-W48	7.2
	40 (mm)	ER32									308551-000	T1-40-40-100-32x2-W48	
40	40 (mm)	2-20 ER32	50	80	65	85	42.5	120	147	48	308552-000	T1-40-40-120-32x2-W48	7.8

REDUCING SLEEVES
固定刀座-刀套

RS-W

- For boring bar holder
- External coolant supply



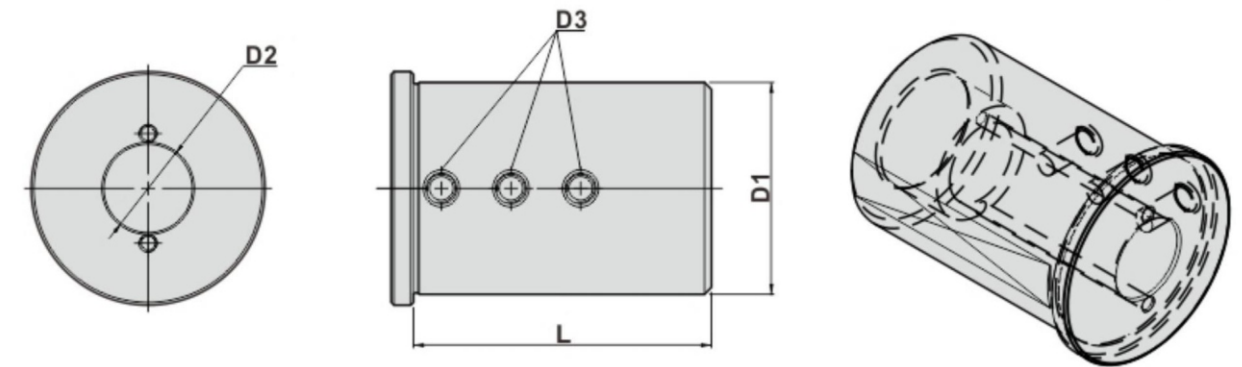
DIMENSIONS

D1	D2	D3	L	Code No.	Order No.
20	6	Thread	40	A20061-000	E20-6
	8			A20081-000	E20-8
	10			A20101-000	E20-10
	12			A20121-000	E20-12
25	6	Thread	50	A25061-000	E25-6
	8			A25081-000	E25-8
	10			A25101-000	E25-10
	12			A25121-000	E25-12
32	6	Thread	60	A32061-000	E32-6
	8			A32081-000	E32-8
	10			A32101-000	E32-10
	12			A32121-000	E32-12
40	6	Thread	70	A40061-000	E40-6
	8			A40081-000	E40-8
	10			A40101-000	E40-10
	12			A40121-000	E40-12
50	8	Thread	85	A50081-000	E50-8
	10			A50101-000	E50-10
	12			A50121-000	E50-12
	16			A50161-000	E50-16
	20			A50201-000	E50-20
	25			A50251-000	E50-25
60	12	Thread	107	A60121-000	E60-12
	16			A60161-000	E60-16
	20			A60201-000	E60-20
	25			A60251-000	E60-25
	32			A60321-000	E60-32

REDUCING SLEEVES
固定刀座-刀套

RS-W

- For boring bar holder
- External coolant supply



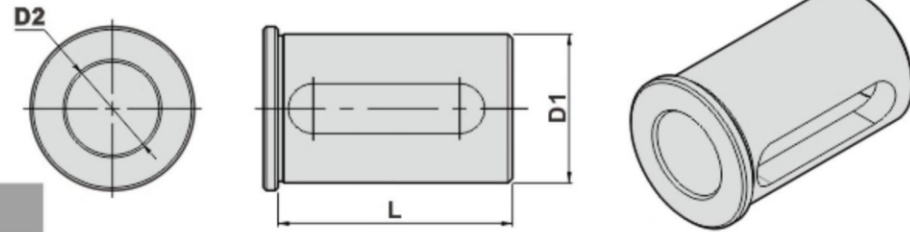
DIMENSIONS

D1	D2	D3	L	Code No.	Order No.
3/4"	1/4"	Thread	40mm	AE1X11-000	E3/4"-1/4"
	5/16"			AE1A11-000	E3/4"-5/16"
	3/8"			AE1B11-000	E3/4"-3/8"
1"	1/4"	Thread	50mm	AF1X11-000	E1"-1/4"
	5/16"			AF1A11-000	E1"-5/16"
	3/8"			AF1B11-000	E1"-3/8"
	1/2"			AF1C11-000	E1"-1/2"
1-1/4"	1/4"	Thread	60mm	AG1X11-000	E1-1/4"-1/4"
	5/16"			AG1A11-000	E1-1/4"-5/16"
	3/8"			AG1B11-000	E1-1/4"-3/8"
	1/2"			AG1C11-000	E1-1/4"-1/2"
1-1/2"	1/4"	Thread	70mm	AH1X11-000	E1-1/2"-1/4"
	5/16"			AH1A11-000	E1-1/2"-5/16"
	3/8"			AH1B11-000	E1-1/2"-3/8"
	1/2"			AH1C11-000	E1-1/2"-1/2"
2"	5/16"	Thread	85mm	AI1A11-000	E2"-5/16"
	3/8"			AI1B11-000	E2"-3/8"
	1/2"			AI1C11-000	E2"-1/2"
	5/8"			AI1D11-000	E2"-5/8"
	3/4"			AI1E11-000	E2"-3/4"
	1"			AI1F11-000	E2"-1"
2-1/2"	1/2"	Thread	107mm	AJ1C11-000	E2-1/2"-1/2"
	5/8"			AJ1D11-000	E2-1/2"-5/8"
	3/4"			AJ1E11-000	E2-1/2"-3/4"
	1"			AJ1F11-000	E2-1/2"-1"
	1-1/4"			AJ1G11-000	E2-1/2"-1-1/4"
3"	1/2"	Thread	107mm	AL1C11-000	E3"-1/2"
	5/8"			AL1D11-000	E3"-5/8"
	3/4"			AL1E11-000	E3"-3/4"
	1"			AL1F11-000	E3"-1"
	1-1/4"			AL1G11-000	E3"-1-1/4"
	1-1/2"			AL1H11-000	E3"-1-1/2"

REDUCING SLEEVES
固定刀座-刀套

RS

• For Boring Bar Holder



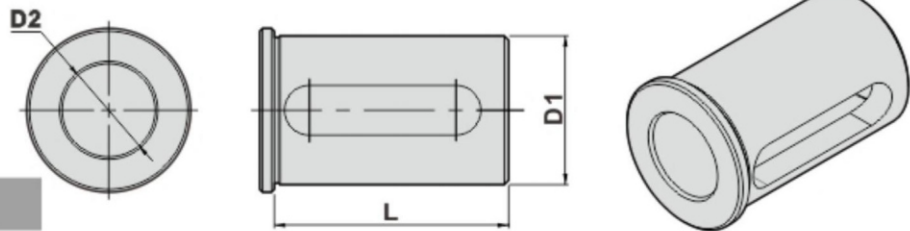
DIMENSIONS

D	D2	L	Code No.	Order No.
20	12	40	A20122-000	E20-12
	16		A20162-000	E20-16
25	16	50	A25162-000	E25-16
	20		A25202-000	E25-20
32	16	60	A32162-000	E32-16
	20		A32202-000	E32-20
	25		A32252-000	E32-25
40	16	70	A40162-000	E40-16
	20		A40202-000	E40-20
	25		A40252-000	E40-25
	32		A40322-000	E40-32
50	32	85	A50322-000	E50-32
	40		A50402-000	E50-40
60	40	107	A60402-000	E60-40
	50		A60502-000	E60-50

REDUCING SLEEVES
固定刀座-刀套

RS

• For Boring Bar Holder



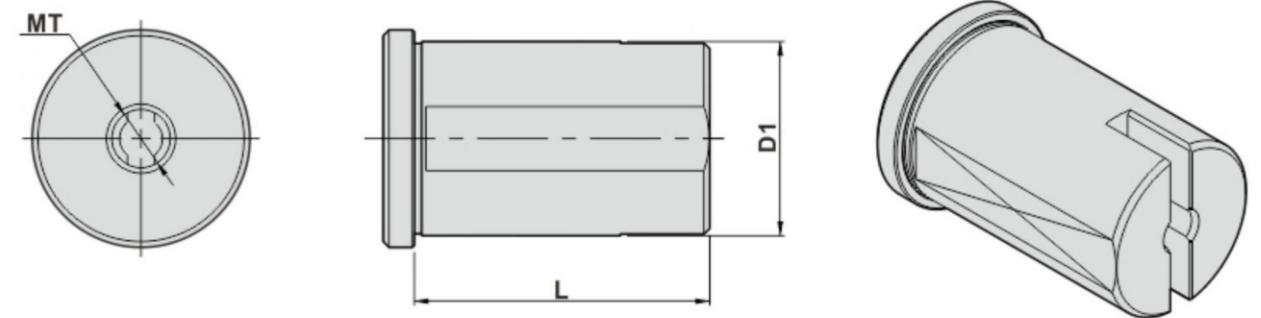
DIMENSIONS

D	D2	L	Code No.	Order No.
3/4"	1/2"	40mm	AE1C12-000	E3/4"-1/2"
	5/8"		AE1D12-000	E3/4"-5/8"
1"	5/8"	50mm	AF1D12-000	E1"-5/8"
	3/4"		AF1E12-000	E1"-3/4"
1-1/4"	5/8"	60mm	AG1D12-000	E1-1/4"-5/8"
	3/4"		AG1E12-000	E1-1/4"-3/4"
	1"		AG1F12-000	E1-1/4"-1"
1-1/2"	5/8"	70mm	AH1D12-000	E1-1/2"-5/8"
	3/4"		AH1E12-000	E1-1/2"-3/4"
	1"		AH1F12-000	E1-1/2"-1"
	1-1/4"		AH1G12-000	E1-1/2"-1-1/4"
2"	1-1/4"	85mm	AI1G12-000	E2"-1-1/4"
	1-1/2"		AI1H12-000	E2"-1-1/2"
2-1/2"	1-1/2"	107mm	AJ1H12-000	E2-1/2"-1-1/2"
	2"		AJ1I12-000	E2-1/2"-2"
3"	2"	107mm	AK1I12-000	E3"-2"
	2-1/2"		AK1J12-000	E3"-2-1/2"

REDUCING SLEEVES
固定刀座-刀套

RS-MT

• Tool holders with morse taper according to DIN 228



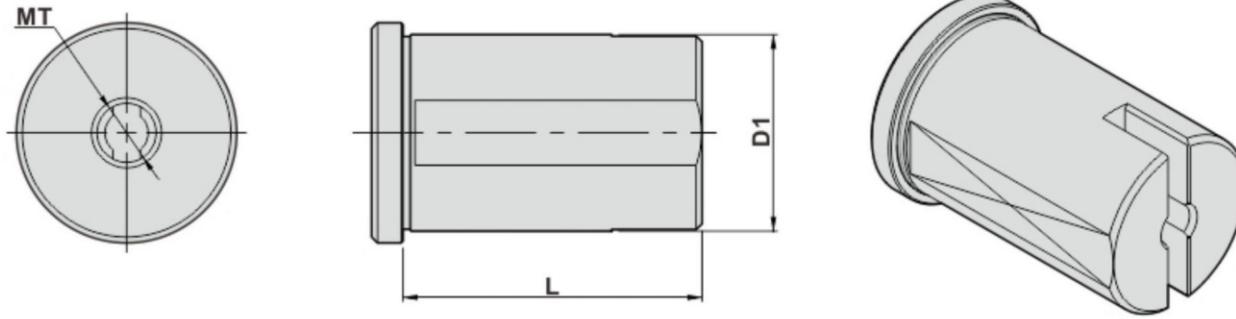
DIMENSIONS

D1	L	MT	Code No.	Order No.
25	50	MT1	A25MT1-000	E25-MT1
	50	MT2	A25MT2-000	E25-MT2
32	60	MT1	A32MT1-000	E32-MT1
	60	MT2	A32MT2-000	E32-MT2
40	60	MT3	A32MT3-000	E32-MT3
	70	MT1	A40MT1-000	E40-MT1
	70	MT2	A40MT2-000	E40-MT2
50	70	MT3	A40MT3-000	E40-MT3
	70	MT4	A40MT4-000	E40-MT4
	76	MT2	A50MT2-000	E50-MT2
	97	MT3	A50MT3-000	E50-MT3
60	107	MT4	A50MT4-000	E50-MT4
	125	MT5	A50MT5-000	E50-MT5
	76	MT2	A60MT2-000	E60-MT2
60	97	MT3	A60MT3-000	E60-MT3
	107	MT4	A60MT4-000	E60-MT4
	125	MT5	A60MT5-000	E60-MT5

REDUCING SLEEVES
固定刀座-刀套

RS-MT

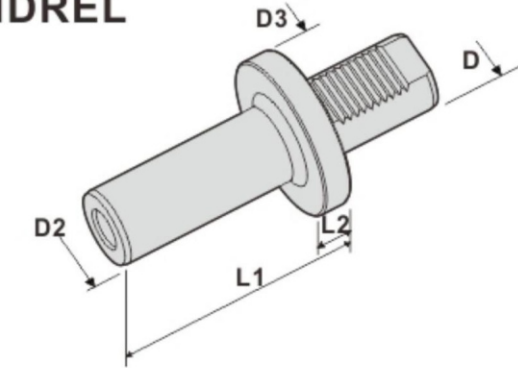
- Tool holders with morse taper according to DIN 228



DIMENSIONS

D1	L	MT	Code No.	Order No.
1"	50mm	MT1	AF1MT1-000	E1"-MT1
	50mm	MT2	AF1MT2-000	E1"-MT2
1-1/4"	60mm	MT1	AG1MT1-000	E1-1/4"-MT1
	60mm	MT2	AG1MT2-000	E1-1/4"-MT2
	60mm	MT3	AG1MT3-000	E1-1/4"-MT3
1-1/2"	70mm	MT1	AH1MT1-000	E1-1/2"-MT1
	70mm	MT2	AH1MT2-000	E1-1/2"-MT2
	70mm	MT3	AH1MT3-000	E1-1/2"-MT3
	70mm	MT4	AH1MT4-000	E1-1/2"-MT4
2"	76mm	MT2	AI1MT2-000	E2"-MT2
	97mm	MT3	AI1MT3-000	E2"-MT3
	107mm	MT4	AI1MT4-000	E2"-MT4
	125mm	MT5	AI1MT5-000	E2"-MT5
3"	76mm	MT2	A76MT2-000	E3"-MT2
	97mm	MT3	A76MT3-000	E3"-MT3
	107mm	MT4	A76MT4-000	E3"-MT4
	125mm	MT5	A76MT5-000	E3"-MT5

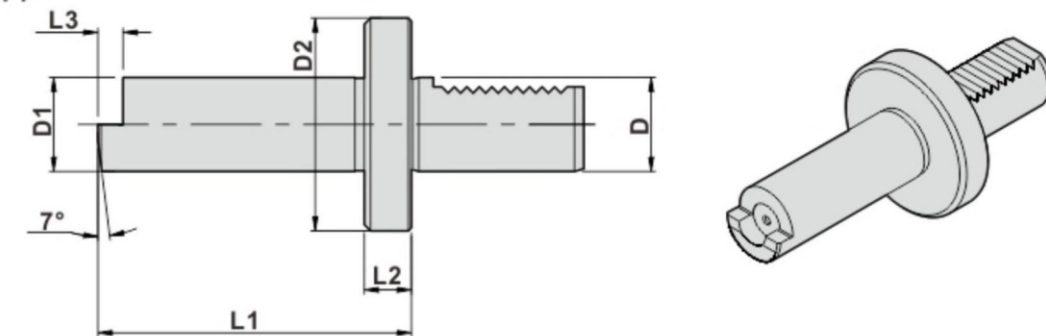
DIN 69880 TEST MANDREL
校正棒



DIMENSIONS

D DIN 69880	D2	D3	L1	L2	Code No.	Order No.
16	30	40	120	15	TB1161-114	TB1-16-120
20	40	50	150	15	TB1201-114	TB1-20-150
25	40	58	150	15	TB1251-114	TB1-25-150
30	30	68	115	15	TB1301-114	TB1-30-115
30	40	68	200	15	TB1302-114	TB1-30-200
40	40	83	115	15	TB1401-114	TB1-40-115
40	40	83	150	15	TB1402-114	TB1-40-150
40	40	83	200	15	TB1403-114	TB1-40-200
50	50	98	115	15	TB1501-114	TB1-50-115
50	40	98	150	15	TB1502-114	TB1-50-150
50	40	98	200	15	TB1503-114	TB1-50-200
60	60	123	180	15	TB1601-114	TB1-60-180
60	40	123	200	15	TB1602-114	TB1-60-200

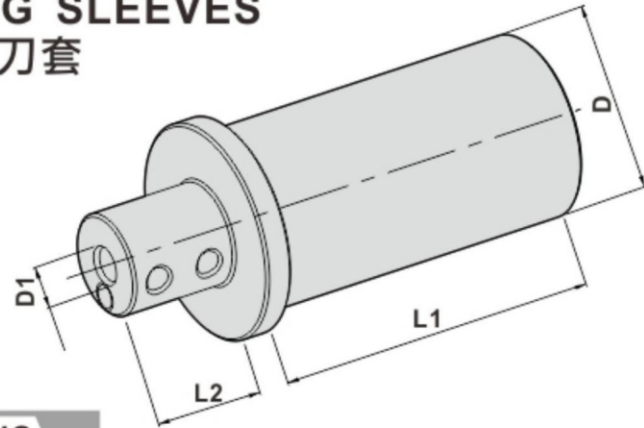
DIN 69880 TEST MANDREL
校正棒



DIMENSIONS

D DIN 69880	D1	D2	L1	L2	L3	Code No.	Order No.
20	30	50	100	15	8	TB2201-114	TB2-20-100
30	30	68	100	15	8	TB2301-114	TB2-30-100
40	40	83	100	15	8	TB2401-114	TB2-40-100
50	80	98	100	20	8	TB2501-114	TB2-50-100

REDUCING SLEEVES
固定刀座-刀套



RS-WE

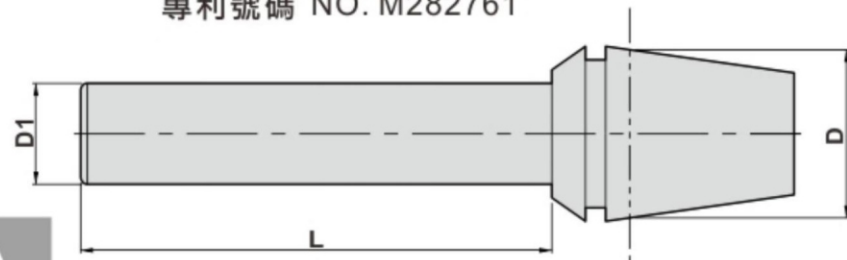
- For Boring Bar holder
- External Coolant Supply

DIMENSIONS

D		L1	L2	D1	Code No.	Order No.
32(1-1/4")	mm(inch)	60mm	20mm	1/4"	AG1X15-000	WE1-1/4"-1/4"
				6	A32065-000	WE32-6
		60mm	35mm	5/16"	AG1A15-000	WE1-1/4"-5/16"
				8	A32085-000	WE32-8
				3/8"	AG1B15-000	WE1-1/4"-3/8"
				10	A32105-000	WE32-10
				1/2"	AG1C15-000	WE1-1/4"-1/2"
				12	A32125-000	WE32-12
				1/4"	AH1X15-000	WE1-1/2"-1/4"
				6	A40065-000	WE40-6
40(1-1/2")	mm(inch)	70mm	20mm	5/16"	AH1A15-000	WE1-1/2"-5/16"
				8	A40085-000	WE40-8
		70mm	35mm	3/8"	AH1B15-000	WE1-1/2"-3/8"
				10	A40105-000	WE40-10
				1/2"	AH1C15-000	WE1-1/2"-1/2"
				12	A40125-000	WE40-12

TESTING BAR
測試棒

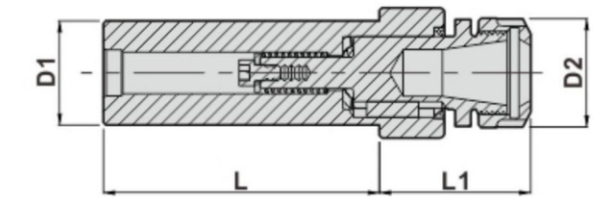
PATENT NO. M282761
專利號碼 NO. M282761



DIMENSIONS

D	D1	L	Code No.	Order No.
ER11	7	60	ER1101-115	ER11-60L
ER16	11	60	ER1601-115	ER16-60L
ER20	13	60	ER2001-115	ER20-60L
ER25	15	65	ER2501-115	ER25-65L
ER32	18	80	ER3201-115	ER32-80L
ER40	18	80	ER4001-115	ER40-80L
ER50	25	100	ER5001-115	ER50-100L

WER TAPPING CHUCKS
側固式直柄攻牙刀柄



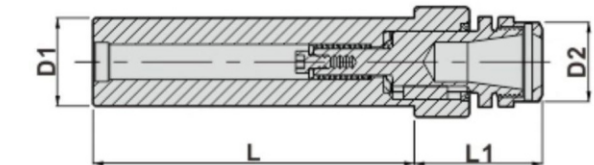

DIMENSIONS

X Capacity	D1	L	D2	L1	Code No.	Order No.
ER16	20	80	30	53.5	TSC20B-000	SL20-WER16-80
ER20	20	80	35	54	TSC20C-000	SL20-WER20-80
ER16	25	80	30	53.5	TSC25B-000	SL25-WER16-80
ER20	25	80	35	54	TSC25C-000	SL25-WER20-80
ER25	25	80	42	66	TSC25D-000	SL25-WER25-80
ER20	32	80	35	54	TSC32C-000	SL32-WER20-80
ER25	32	80	42	66	TSC32D-000	SL32-WER25-80
ER32	32	80	50	68	TSC32E-000	SL32-WER32-80
ER25	40	80	42	66	TSC40D-000	SL40-WER25-80
ER32	40	80	50	68	TSC40E-000	SL40-WER32-80
ER32	50	80	50	68	TSC50E-000	SL50-WER32-80

WER TAPPING CHUCKS
直柄攻牙刀柄

TYPE

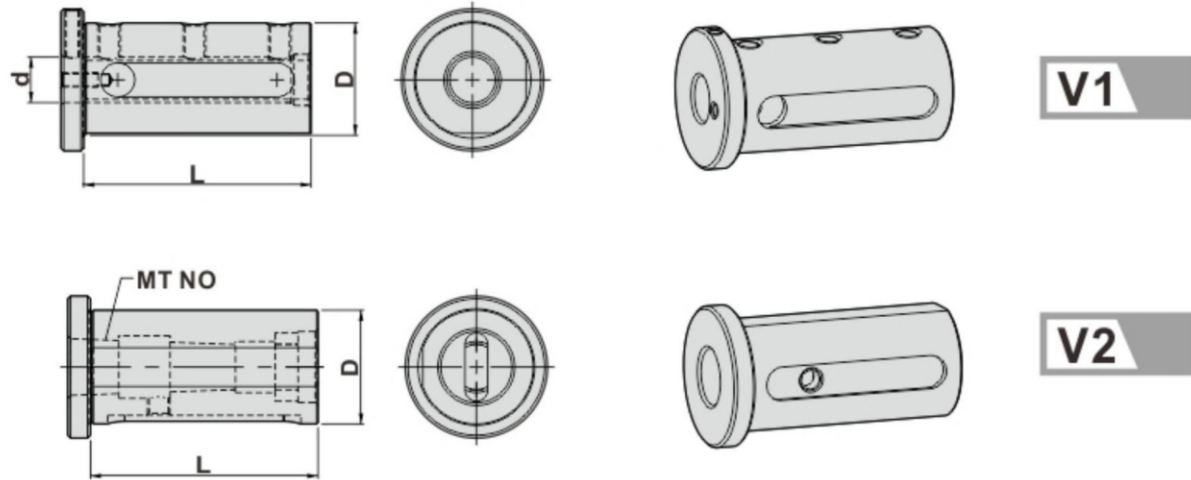
WER-BC



DIMENSIONS

X Capacity	D1	L	D2	L1	Code No.	Order No.
ER16	20	130	30	53.5	TBC20B-000	BC20-WER16-130
ER20	20	130	35	54	TBC20C-000	BC20-WER20-130
ER16	25	130	30	53.5	TBC25B-000	BC25-WER16-130
ER20	25	130	35	54	TBC25C-000	BC25-WER20-130
ER25	25	130	42	66	TBC25D-000	BC25-WER25-130
ER25	32	130	42	66	TBC32D-000	BC32-WER25-130
ER32	32	130	50	68	TBC32E-000	BC32-WER32-130

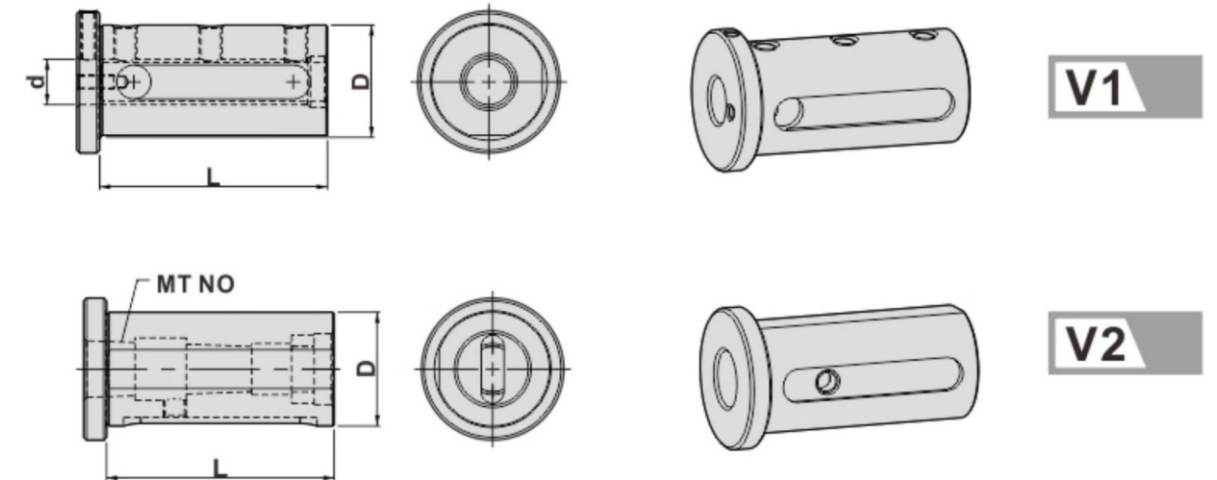
REDUCING SLEEVES
刀套



DIMENSIONS

D	d	L	V	MT NO	Code No.	Order No.
32	8	78	V1		V32081-000	V32-8
	10				V32101-000	V32-10
	12				V32121-000	V32-12
	16				V32161-000	V32-16
	20				V32201-000	V32-20
	25				V32251-000	V32-25
40		89	V1		V40081-000	V40-8
					V40101-000	V40-10
					V40121-000	V40-12
	16		V40161-000	V40-16		
	20		V40201-000	V40-20		
	25		V40251-000	V40-25		
	32		V40321-000	V40-32		
	V2		1	V40MT1-000	V40-MTA1	
			2	V40MT2-000	V40-MTA2	
3		V40MT3-000	V40-MTA3			
4		V40MT4-000	V40-MTA4			
50	8	105	V1		V50081-000	V50-8
					V50101-000	V50-10
					V50121-000	V50-12
					V50161-000	V50-16
					V50201-000	V50-20
					V50251-000	V50-25
	20		V50321-000	V50-32		
	32		V50401-000	V50-40		
	V2		1	V50MT1-000	V50-MTA1	
			2	V50MT2-000	V50-MTA2	
			3	V50MT3-000	V50-MTA3	
			4	V50MT4-000	V50-MTA4	

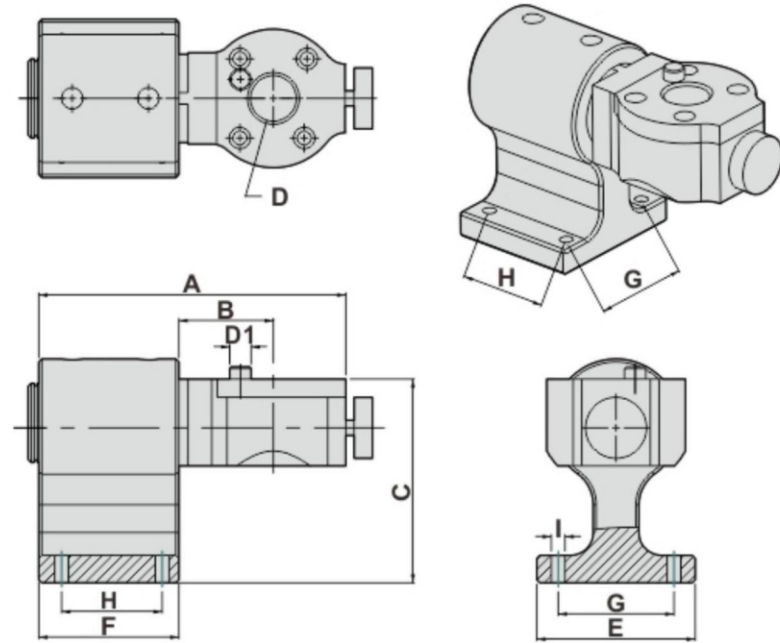
REDUCING SLEEVES
刀套



DIMENSIONS

D	d	L	V	MT NO	Code No.	Order No.	
1-1/4"	5/16"	80mm	V1		VG1A11-000	V1-1/4"-5/16"	
	3/8"				VG1B11-000	V1-1/4"-3/8"	
	1/2"				VG1C11-000	V1-1/4"-1/2"	
	5/8"				VG1D11-000	V1-1/4"-5/8"	
	3/4"				VG1E11-000	V1-1/4"-3/4"	
	1"				VG1F11-000	V1-1/4"-1"	
1-1/2"		80mm	V2	1	VG1MT1-000	V1-1/4"-MTA1	
					2	VG1MT2-000	V1-1/4"-MTA2
					3	VG1MT3-000	V1-1/4"-MTA3
	V1		5/16"	VH1A11-000	V1-1/2"-5/16"		
			3/8"	VH1B11-000	V1-1/2"-3/8"		
			1/2"	VH1C11-000	V1-1/2"-1/2"		
			5/8"	VH1D11-000	V1-1/2"-5/8"		
			3/4"	VH1E11-000	V1-1/2"-3/4"		
			1"	VH1F11-000	V1-1/2"-1"		
V2	1-1/4"	VH1G11-000	V1-1/2"-1-1/4"				
	1	VH1MT1-000	V1-1/2"-MTA1				
	2	VH1MT2-000	V1-1/2"-MTA2				
	3	VH1MT3-000	V1-1/2"-MTA3				
2"	5/16"	80mm	V1		VH1MT4-000	V1-1/2"-MTA4	
					3/8"	VI1A11-000	V2"-5/16"
					1/2"	VI1B11-000	V2"-3/8"
					5/8"	VI1C11-000	V2"-1/2"
					3/4"	VI1D11-000	V2"-5/8"
					1"	VI1E11-000	V2"-3/4"
	V2		1-1/4"	VI1F11-000	V2"-1"		
			1-1/2"	VI1G11-000	V2"-1-1/4"		
			1	VI1H11-000	V2"-1-1/2"		
			1	VI1MT1-000	V2"-MTA1		
	2		VI1MT2-000	V2"-MTA2			
	3		VI1MT3-000	V2"-MTA3			
	4		VI1MT4-000	V2"-MTA4			

TOOL LOCKING FIXTURE
鎖刀器

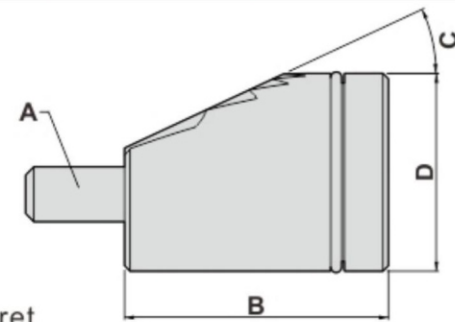
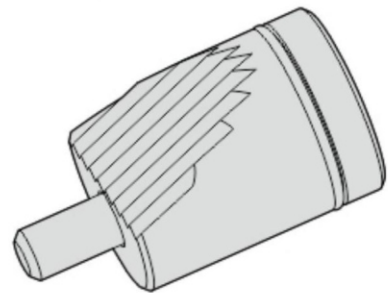


DIMENSIONS

D	D1	A	B	C	E	F	G	H	I	Code No.	Order No.	(Kg) Weight
30	14	201	62	134	104	92	76	66	9	VDI30A-000	VDI-30/L	10.2
40	14	201	62	134	104	92	76	66	9	VDI40A-000	VDI-40/L	10

VDI WEDGE
緊迫塊

TYPE VDI

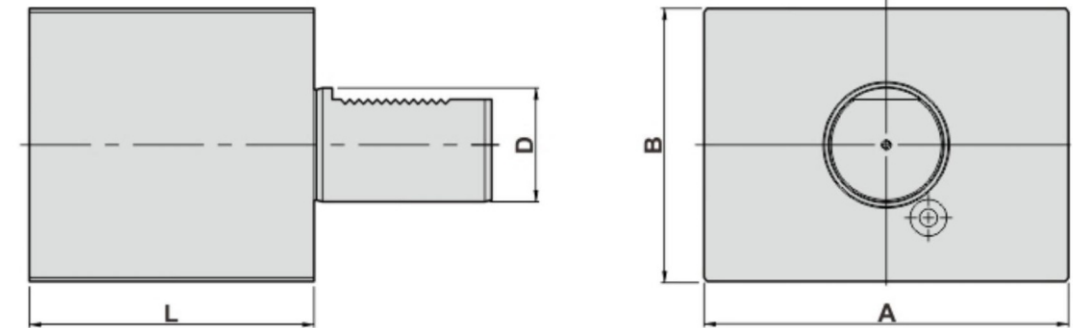


DIMENSIONS

● Wedge for tool turret

A	B	C	D	Code No.	Order No.
M5	22	20	16	VDI161-000	VDI16/W-16
M6	28	20	18	VDI201-000	VDI20/W-18
M8	34	20	22	VDI301-000	VDI30/W-22
M10	42	20	28	VDI401-000	VDI40/W-28
M10	44	20	40	VDI402-000	VDI40/W-40
M10	48	25	36	VDI501-000	VDI50/W-36
M12	56	25	50	VDI502-000	VDI50/W-50
M12	54	25	42	VDI601-000	VDI60/W-42
M16	70	25	50	VDI801-000	VDI80/W-50

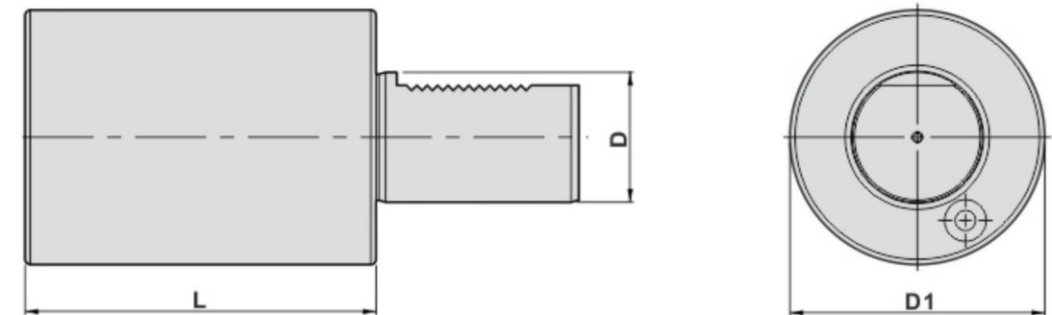
VDI MATERIAL
VDI 素材



DIMENSIONS

D DIN 69880	A	B	L	Code No.	Order No.	(Kg) Weight
20	100	60	65	0A1200-000	A1-20-65	3.2
30	100	76	85	0A1300-000	A1-30-85	5.4
40	151	96	100	0A1400-000	A1-40-100	11.9
50	160	120	125	0A1500-000	A1-50-125	20
60	165	125	160	0A1600-000	A1-60-160	27.8

VDI MATERIAL
VDI 素材

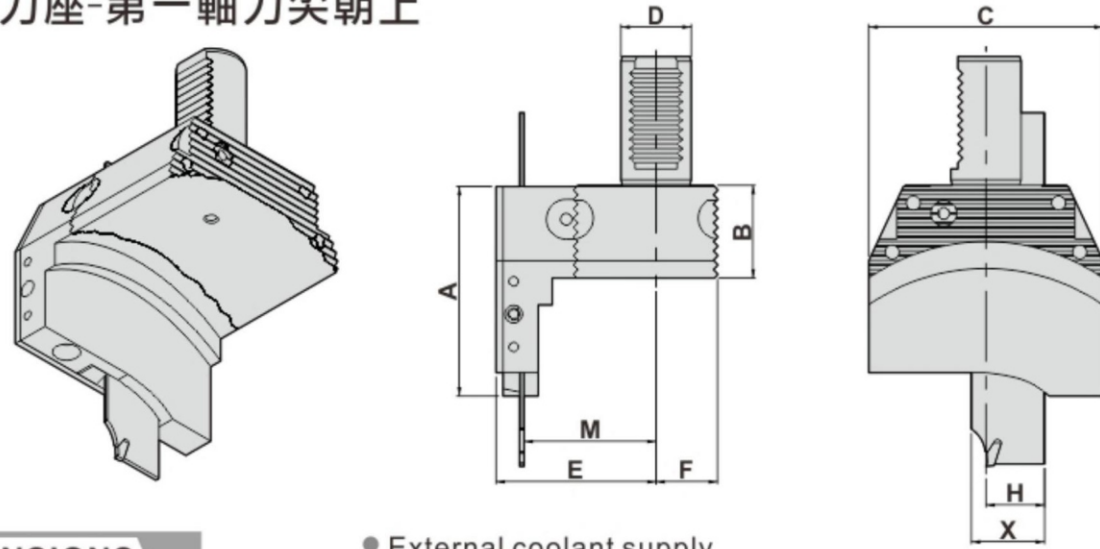


DIMENSIONS

D DIN 69880	D1	L	Code No.	Order No.	(Kg) Weight
20	50	70	0A2200-000	A2-20-70	1.2
30	68	100	0A2300-000	A2-30-100	3.1
30	68	240	0A2301-000	A2-30-240	7.1
40	83	120	0A2400-000	A2-40-120	5.7
40	83	320	0A2401-000	A2-40-320	14
50	98	135	0A2500-000	A2-50-135	9.1
50	98	400	0A2501-000	A2-50-400	24.7
60	123	150	0A2600-000	A2-60-150	16
60	123	480	0A2601-000	A2-60-480	46.5

CUTTING HOLDER

切斷刀座-第一軸刀尖朝上



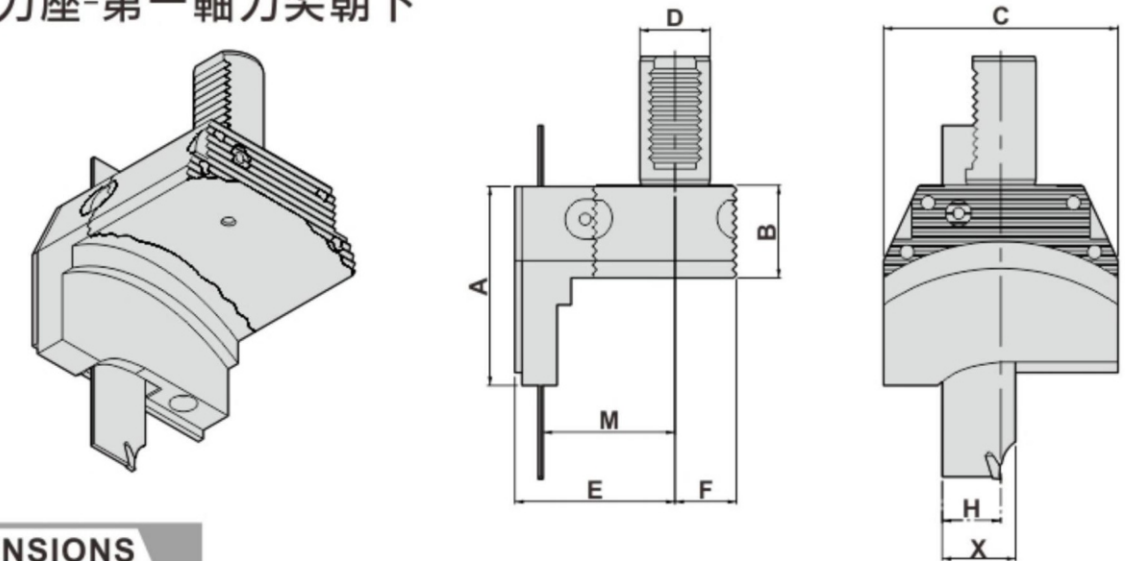
● External coolant supply

DIMENSIONS

D DIN 69880	A	B	C	E	F	H	X	M	Code No.	Order No.	(Kg) Weight
30	85.5	39.5	100	68.3	26.2	20 (mm)	26	56.3	705501-000	V30-1ST-R20-L-CUTTER	2.5
40	85.5	39.5	100	68.3	26.2	25 (mm)	31.9	56.3	706501-000	V40-1ST-R25-L-CUTTER	2.9

CUTTING HOLDER

切斷刀座-第一軸刀尖朝下

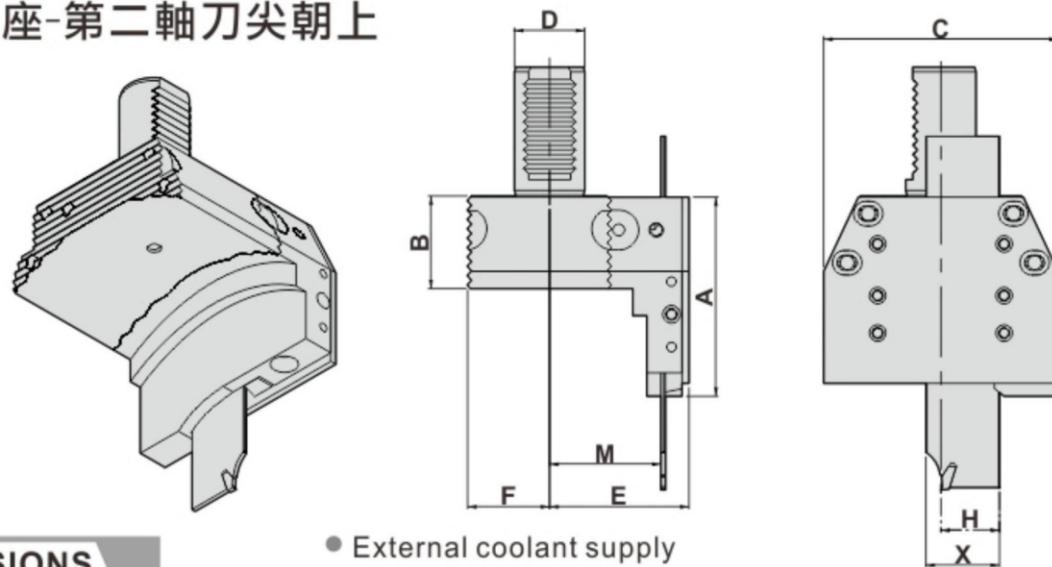


DIMENSIONS

D DIN 69880	A	B	C	E	F	H	X	M	Code No.	Order No.	(Kg) Weight
30	85.5	39.5	100	68.3	26.2	20 (mm)	26	56.3	705503-000	V30-1ST-R20-R-CUTTER	2.5
40	85.5	39.5	100	68.3	26.2	25 (mm)	31.9	56.3	706503-000	V40-1ST-R25-R-CUTTER	2.9

CUTTING HOLDER

切斷刀座-第二軸刀尖朝上



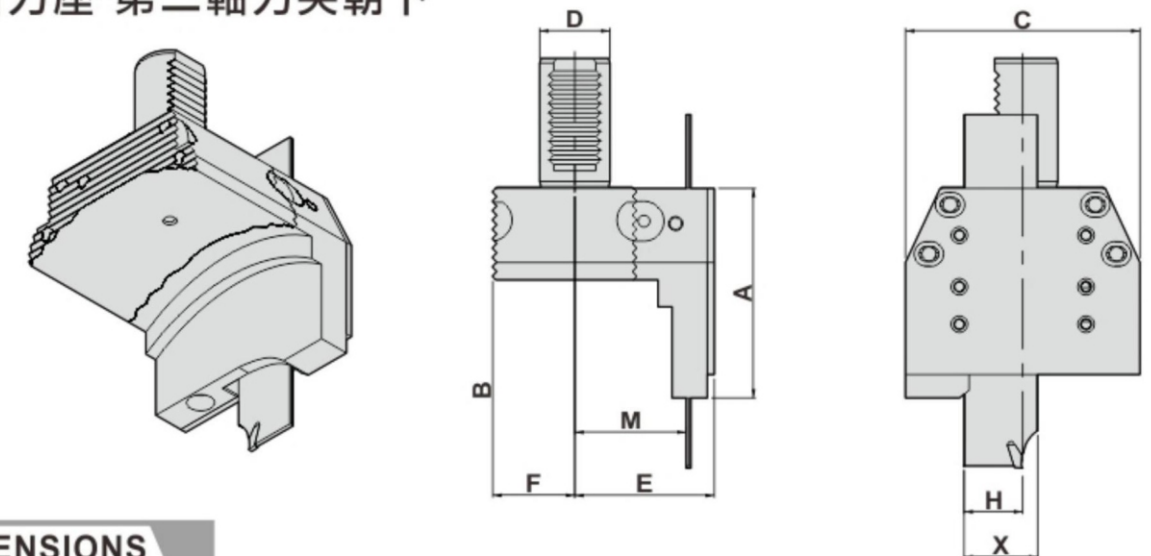
● External coolant supply

DIMENSIONS

D DIN 69880	A	B	C	E	F	H	X	M	Code No.	Order No.	(Kg) Weight
30	85.5	39.5	100	59.5	35	20 (mm)	26	47.5	705502-000	V30-2HD-R20-R-CUTTER	2.5
40	85.5	39.5	100	59.5	35	25 (mm)	31.9	47.5	706502-000	V40-2HD-R25-R-CUTTER	2.9

CUTTING HOLDER

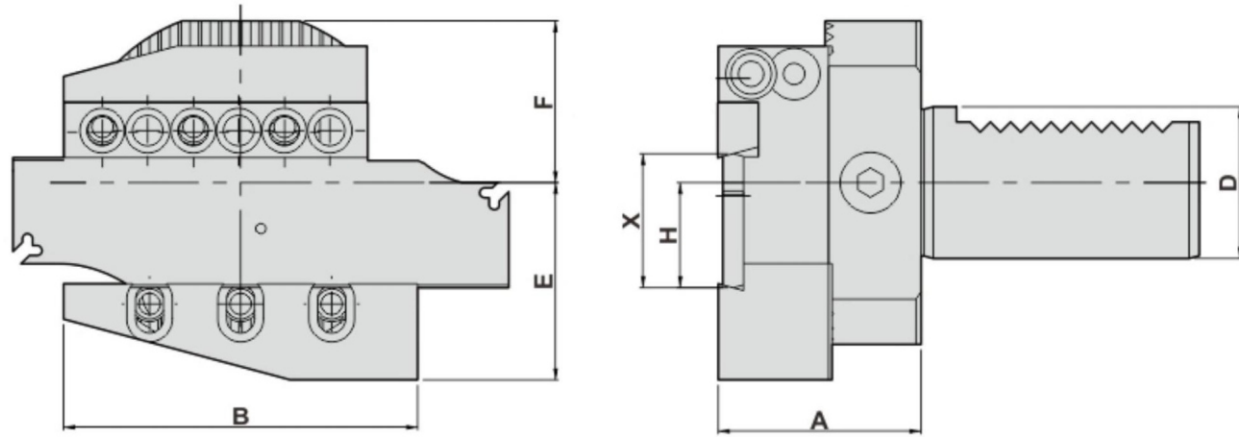
切斷刀座-第二軸刀尖朝下



DIMENSIONS

D DIN 69880	A	B	C	E	F	H	X	M	Code No.	Order No.	(Kg) Weight
30	85.5	39.5	100	59.5	35	20 (mm)	26	47.5	705504-000	V30-2HD-R20-L-CUTTER	2.5
40	85.5	39.5	100	59.5	35	25 (mm)	31.9	47.5	706504-000	V40-2HD-R25-L-CUTTER	2.9

CUTTING HOLDER
切斷刀座



- External coolant supply

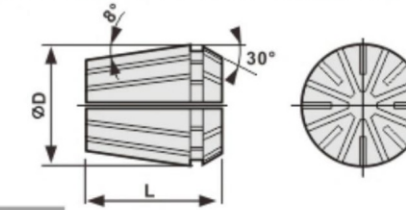
DIMENSIONS

D DIN 69880	A	B	E	F	H	X	Code No.	Order No.	(Kg) Weight
30	40.1	70	39	32	20	26	705506-000	B-30-20-CUTTER	1.3

ER SPRING COLLET CHUCK SYSTEM
ER 筒夾

- 材質採用高彈性鋼材，確保長久的使用壽命；
- 全部筒夾都經過嚴格的精度檢測，符合DIN6499標準，用於夾持高精度刀具；
- ER 16, 20, 32, 40有1mm的夾持範圍；ER 11有0.5mm的夾持範圍

- Case hardened steel guarantees long operating life and elasticity of collets.
- All collets are precisely ground according to DIN6499 for high precision tool holding; ER16, ER20, ER32 and ER40, have 1mm clamping capacity; ER11 have 0.5mm clamping capacity



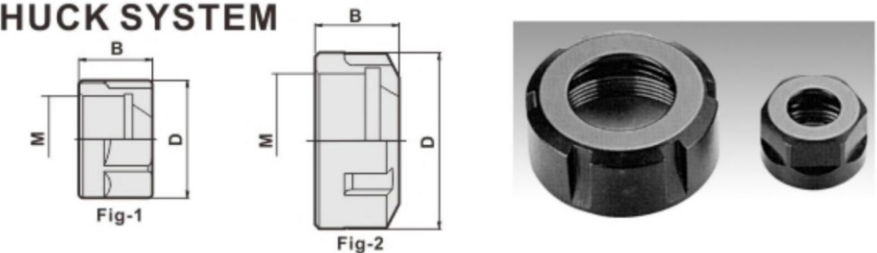
Collet Dimensions

TYPE	ER11	ER16	ER20	ER25	ER32	ER40	ER50
øD	11.5	17	21	26	33	41	52
L	18	27	31	35	40	46	60

DIMENSIONS

ER8		ER16		ER25		ER32		ER40		ER50	
Order No.	Range	Order No.	Range	Order No.	Range	Order No.	Range	Order No.	Range	Order No.	Range
34010	1.0-0.5	34201	1.0-0.5	34402	2-1	34503	3-2	34604	4-3	34712	12-10
34015	1.5-1.0	34202	2.0-1.0	34403	3-2	34504	4-3	34605	5-4	34714	14-12
34020	2.0-1.5	34203	3-2	34404	4-3	34505	5-4	34606	6-5	34716	16-14
34025	2.5-2.0	34204	4-3	34405	5-4	34506	6-5	34607	7-6	34718	18-16
34030	3.0-2.5	34205	5-4	34406	6-5	34507	7-6	34608	8-7	34720	20-18
34035	3.5-3.0	34206	6-5	34407	7-6	34508	8-7	34609	9-8	34722	22-20
34040	4.0-3.5	34207	7-6	34408	8-7	34509	9-8	34610	10-9	34724	24-22
34045	4.5-4.0	34208	8-7	34409	9-8	34510	10-9	34611	11-10	34726	26-24
34050	5.0-4.5	34209	9-8	34410	10-9	34511	11-10	34612	12-11	34728	28-26
		34210	10-9	34411	11-10	34512	12-11	34613	13-12	34730	30-28
				34412	12-11	34513	13-12	34614	14-13	34732	32-30
				34413	13-12	34514	14-13	34615	15-14	34734	34-32
				34414	14-13	34515	15-14	34616	16-15		
34110	1.0-0.5	34302	2-1	34415	15-14	34516	16-15	34617	17-16		
34120	2.0-1.5	34303	3-2	34416	16-15	34517	17-16	34618	18-17		
34130	3.0-2.5	34304	4-3			34518	18-17	34619	19-18		
34135	3.5-3.0	34305	5-4			34519	19-18	34620	20-19		
34140	4.0-3.5	34306	6-5			34520	20-19	34621	21-20		
34145	4.5-4.0	34307	7-6					34622	22-21		
34150	5.0-4.5	34308	8-7					34623	23-22		
34155	5.5-5.0	34309	9-8					34624	24-23		
34160	6.0-5.5	34310	10-9					34625	25-24		
34165	6.5-6.0	34311	11-10					34626	26-25		
34170	7.0-6.5	34312	12-11								
		34313	13-12								

ER SPRING COLLET CHUCK SYSTEM
CLAMPING NUT
ER 螺帽

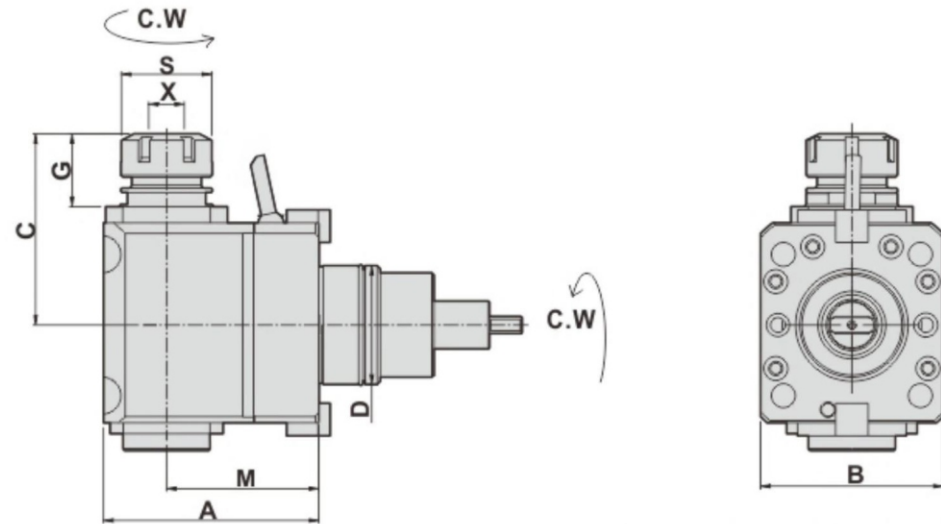


DIMENSIONS

Order No.	TYPE	Fig	D	B	M
14748	CN-ER11	1	19	11.5	M14x0.75
14750	CN-ER16	1	32	17.5	M22x1.5
14752	CN-ER20	1	35	19	M25x1.5
14754	CN-ER25	2	42	20	M32x1.5
14756	CN-ER32	2	50	22.5	M40x1.5
14758	CN-ER40	2	63	22.5	M50x1.5
14760	CN-ER50	2	78	35	M64x2.0

RADIAL MILLING AND DRILLING HEADS

徑向鑽銑刀座 (90°)



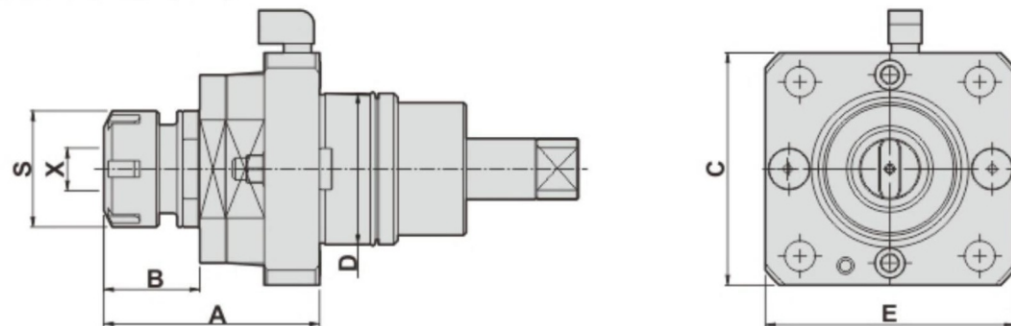
- To be used for collet DIN 6499
- External coolant supply
- Collet is not included

DIMENSIONS

Models	D	X Capacity	S	Maximum R.P.M.	A	B	C	G	M	Code No.	Order No.	(Kg) Weight
B301/445/470/501(Y-S) 510/545/550/565/650/658 1200/446/465/745/765	54.7	1-16 ER25	42	4000	99	84	88	33.5	70	2551RA-000	BIG-DF54.7-25-70	6.5

AXIAL MILLING AND DRILLING HEAD

軸向鑽銑刀座 (0°)



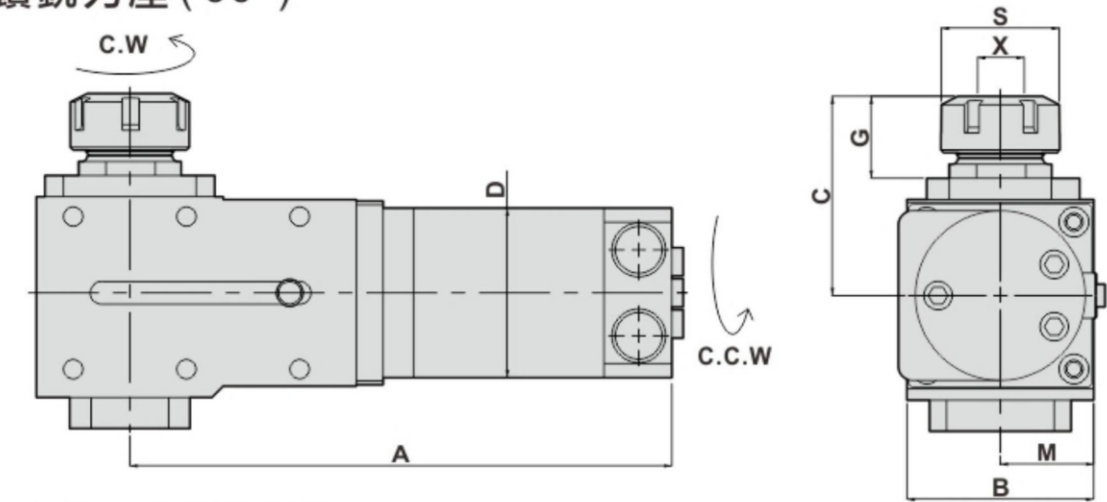
- To be used for collet DIN 6499
- External coolant supply
- Collet is not included

DIMENSIONS

Models	D	X Capacity	S	Maximum R.P.M.	A	B	C	E	Code No.	Order No.	(Kg) Weight
B301/445/470/501(Y-S) 510/545/550/565/650/658 1200/446/465/745/765	54.7	1-16 ER25	42	4000	78	34.5	84	90	1551RA-000	BIG-DA54.7-ER25	2.6

RADIAL MILLING AND DRILLING HEAD

徑向鑽銑刀座 (90°)



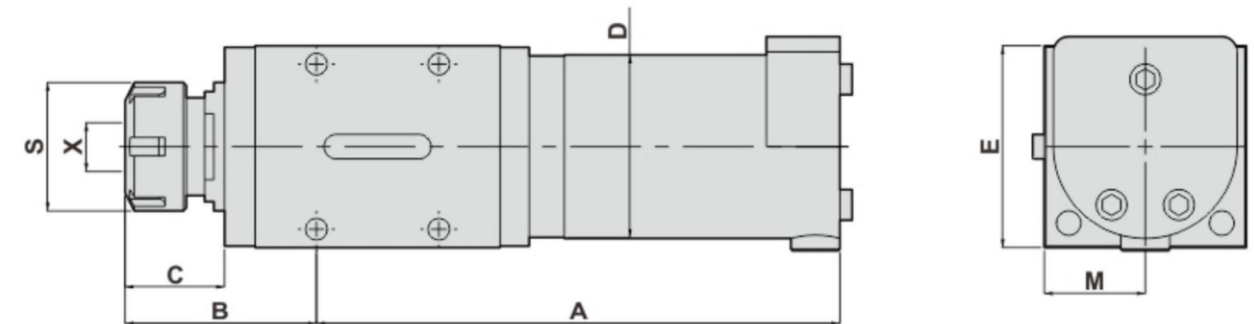
- To be used for collet DIN 6499
- Collet is not included

DIMENSIONS

D	X Capacity	S	Maximum R.P.M.	A	B	C	G	M	Code No.	Order No.	(Kg) Weight
60	1-16 ER25	42	4000	192	66	70.5	29	33	266001-000	DF66-ER25	6.5

AXIAL MILLING AND DRILLING HEAD

軸向鑽銑刀座 (0°)

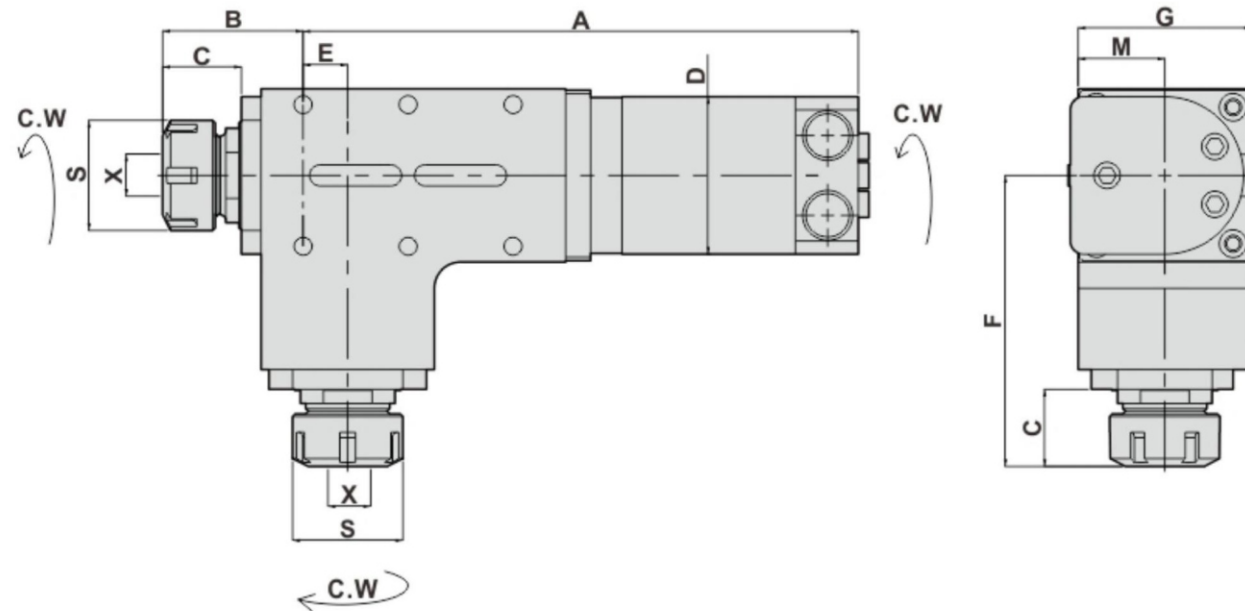


- To be used for collet DIN 6499
- Collet is not included

DIMENSIONS

D	X Capacity	S	Maximum R.P.M.	A	B	C	E	M	Code No.	Order No.	(Kg) Weight
60	1-16 ER25	42	6000	171	62.5	32	66	33	166001-000	DA66-ER25	5.3

RADIAL AXIAL MILLING AND DRILLING HEAD
徑向-軸向鑽銑刀座 (90°)

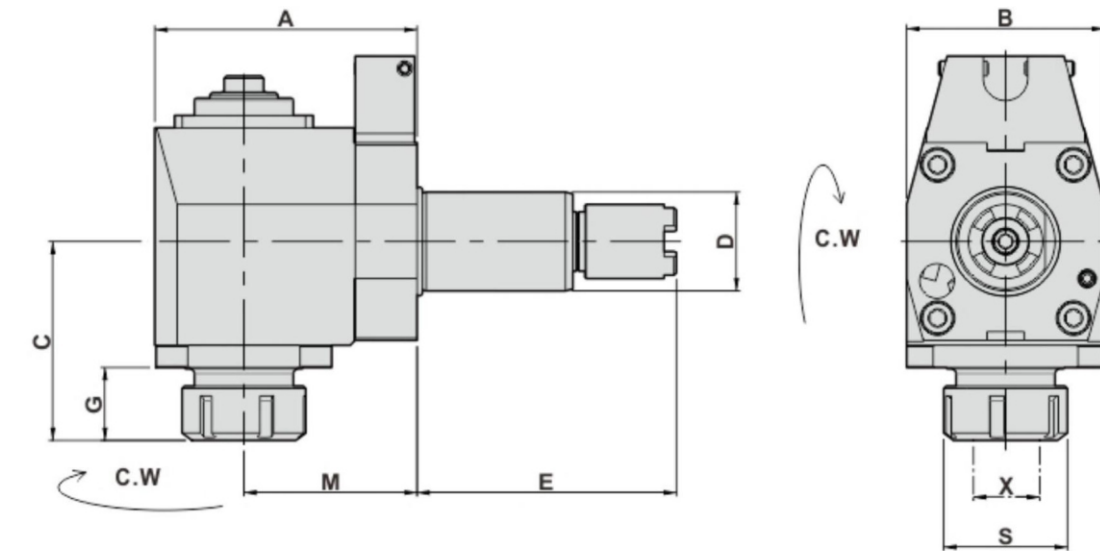


- To be used for collet DIN 6499
- Collet is not included

DIMENSIONS

D	X Capacity	S	Maximum R.P.M	A	B	C	E	F	G	M	Code No.	Order No.	(Kg) Weight
60	1-16 ER25	42	4000	194.5	53.5	30	17	111.5	66	33	266002-000	DF66-2-ER25	7

RADIAL DRILLING AND MILLING HEADS
徑向鑽銑刀座 (90°)

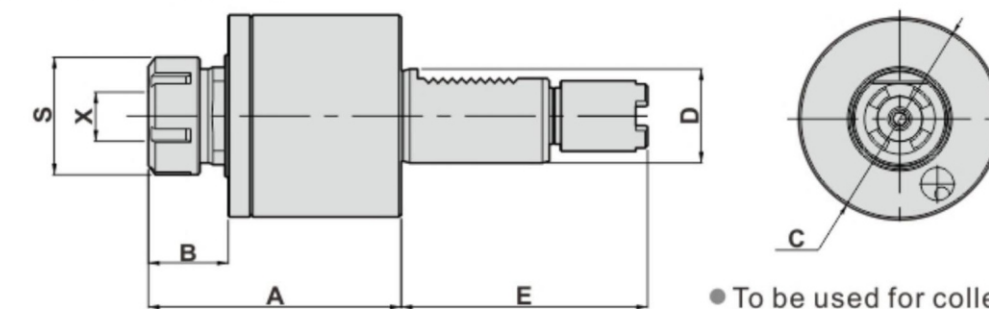


- To be used for collet DIN 6499
- External coolant supply
- Collet is not included

DIMENSIONS

Models	D	X Capacity	S	Maximum R.P.M	A	B	C	G	M	E	Code No.	Order No.	(Kg) Weight
SL-20/TL-15	40	2-20 ER32	50	4000	106	80	85	34	70	104.85	240B61-000	VDI-40-FL40-32-104	6.5
SL-30/TL-25										117.55	240B62-000	VDI-40-FL40-32-117	6.6
SL-40/ST-10										130.35	240B63-000	VDI-FL40-32-130	6.6
ST-20 ST-30													
SL-40													

AXIAL MILLING AND DRILLING HEADS
軸向鑽銑刀座 (0°)

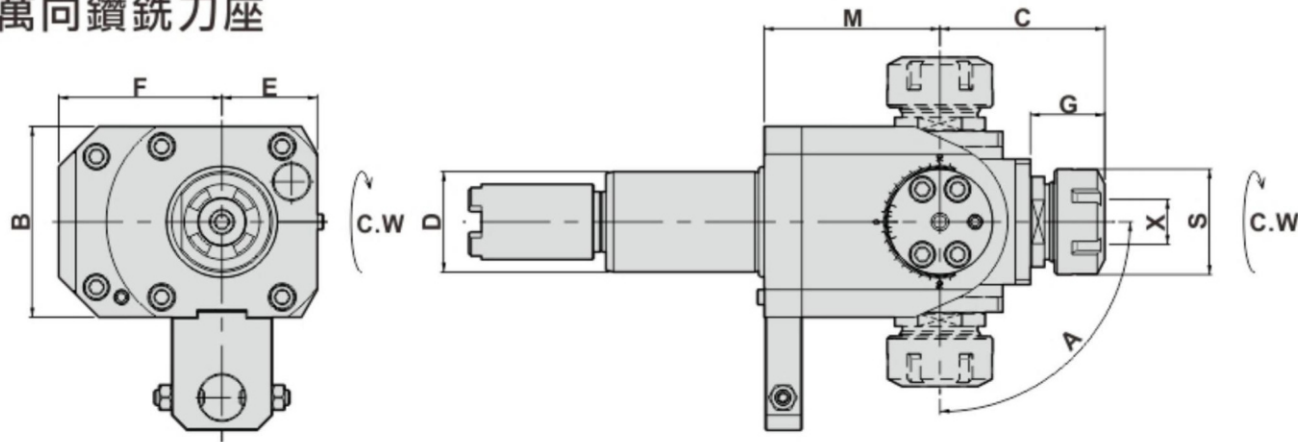


- To be used for collet DIN 6499
- External coolant supply
- Collet is not included

DIMENSIONS

Models	D	X Capacity	S	Maximum R.P.M	A	B	C	E	Code No.	Order No.	(Kg) Weight
SL-20/TL-15	40	2-20 ER32	50	6000	109	34	86	104.85	140B01-000	VDI-40-DA40-32-104	4
SL-30/TL-25								117.55	140B02-000	VDI-40-DA40-32-117	4.1
SL-40								130.35	140B03-000	VDI-DA40-32-130	4.1

ANGULAR HEADS
萬向鑽銑刀座

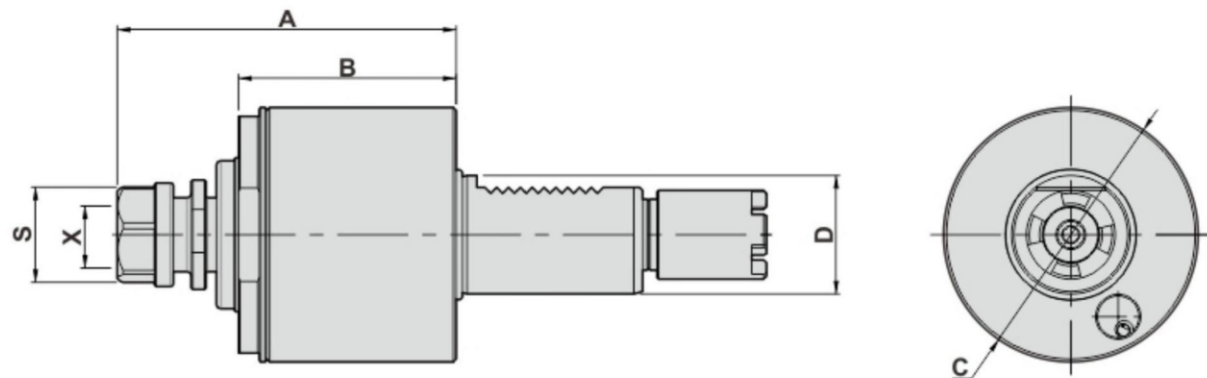


- To be used for collet DIN 6499
- External coolant supply
- Collet is not included

DIMENSIONS

D DIN 69880	X Capacity	Maximum R.P.M	S	A	B	C	E	F	G	M	Code No.	Order No.	(Kg) Weight
40	1~16 ER25	4000	42	±90°	76	66	65	38	29.5	70	140B05-000	HAAS-DA40-25B-117	5.4
40	2~20 ER32	4000	50	±90°	76	89	65	38	29.5	70	140B06-000	HAAS-DA40-32B-117	5.6

AXIAL DRILLING AND MILLING DEADS
軸向彈性攻牙刀座 (0°)

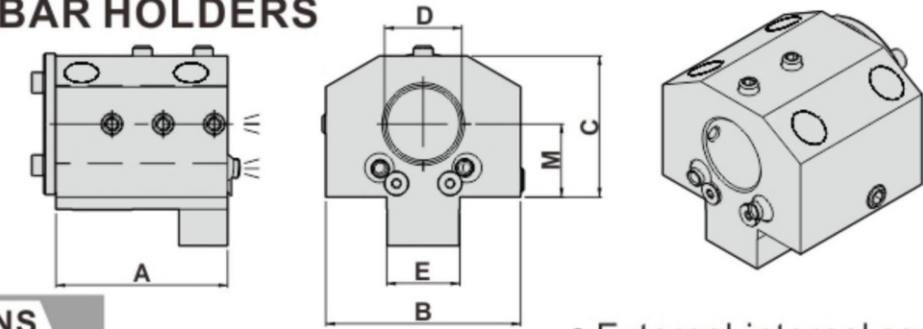


- To be used for cutter arbor according to DIN 6358
- External coolant and intermediate rings supply.

DIMENSIONS

D DIN 69880	X Capacity	Maximum R.P.M	S	i	A	B	C	Code No.	Order No.	(Kg) Weight
40	1~13 ER20	3000	35	1:1	114.5	74.5	86	140B04-000	HAAS-TDA40-20-104.85	4

BORING BAR HOLDERS
內孔刀座

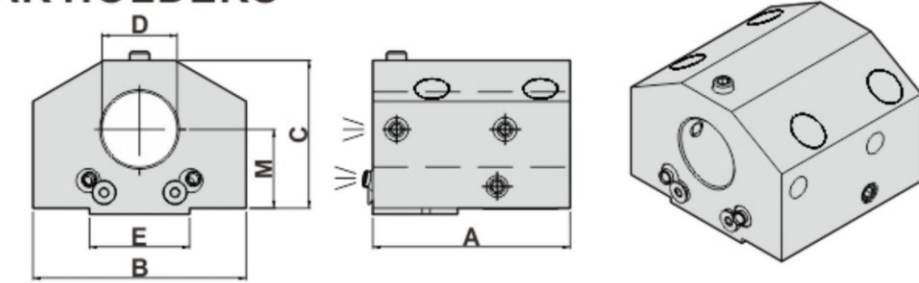


DIMENSIONS

Models	D	A	B	C	E	M	Code No.	Order No.	(Kg) Weight
LTC-20A	1-1/4" (inch)	70.5	80	58	30	30	3G1202-000	LTC20A-B1-1/4"-30-S	21
	32 (mm)						307202-000	LTC20A-B32-30-S	

- External, internal coolant supply

BORING BAR HOLDERS
內孔刀座

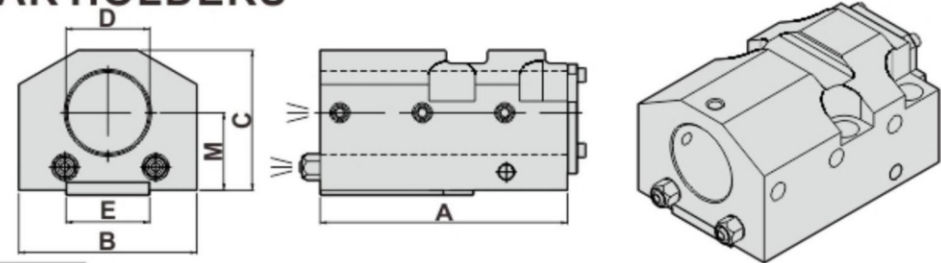


DIMENSIONS

Models	D	A	B	C	E	M	Code No.	Order No.	(Kg) Weight
LTC-20B	1-1/4" (inch)	100	108	75	50	40	3G1203-000	LTC20B-B1-1/4"-40-100	4.6
	32 (mm)						307203-000	LTC20B-B32-40-100	
LTC-25	1-1/2" (inch)	100	108	75	50.8	40	3H1201-000	LTC25-B1-1/2"-40-100	5.8
	40 (mm)						308204-000	LTC25-B40-40-100	
LTC-25IL	2" (inch)	100	108	75	50.8	40	3I1204-000	LTC25-B2"-40-100	4
	50 (mm)						309204-000	LTC25-B50-40-100	
LTC-25IL	2" (inch)	125	108	75	50.8	40	3I1201-000	LTC25-B2"-40-125	5.1
	50 (mm)						309205-000	LTC25-B50-40-125	
LTC-25IL	2" (inch)	100	108	108	50.8	70	3I1207-000	LTC25-B2"-70-100	6.6
	50 (mm)						309207-000	LTC25-B50-70-100	

- External, internal coolant supply

BORING BAR HOLDERS
內孔刀座



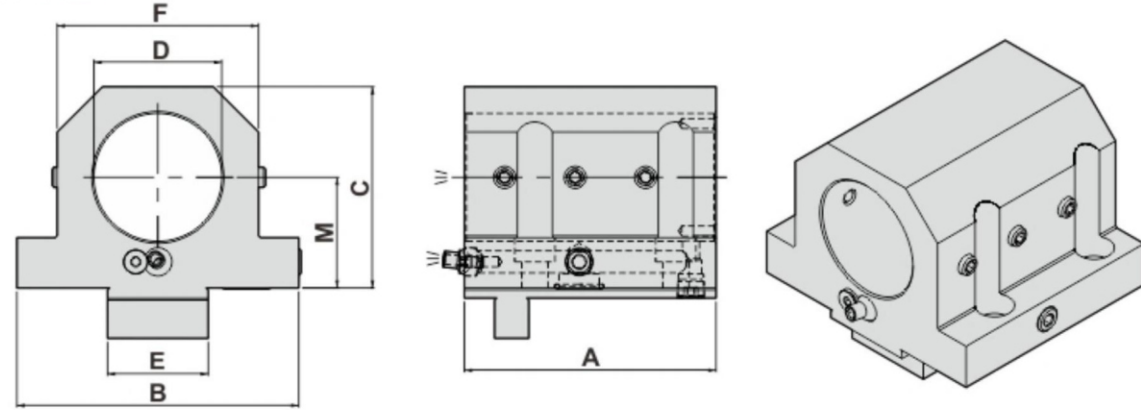
DIMENSIONS

Models	D	A	B	C	E	M	Code No.	Order No.	(Kg) Weight
LTC-25	2" (inch)	150	108	85	50.8	47	3I1202-000	LTC25-B2"-47-150	6.6
	50 (mm)						309209-000	LTC25-B50-47-150	

- External, internal coolant supply

BORING BAR HOLDERS

内孔刀座



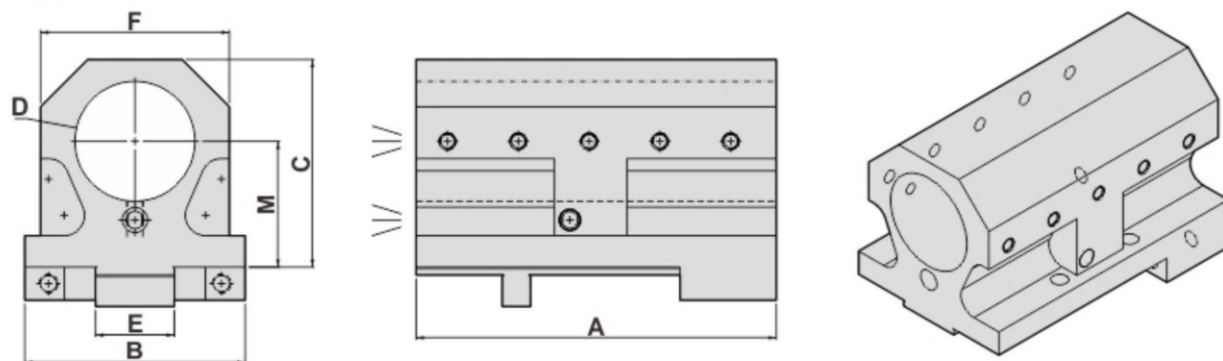
DIMENSIONS

● External, internal coolant supply

Models	D	A	B	C	E	F	M	Code No.	Order No.	(Kg) Weight
LTC-35	2" (inch)	125	140	93	50	89	50	3I1210-000	LTC35-B2"-50-125	7
	50 (mm)							309203-000	LTC35-B50-50-125	
LTC-35	2" (inch)	125	140	100	50	89	55	3I1206-000	LTC35-B2"-55-125	7.5
	50 (mm)							309206-000	LTC35-B50-55-125	
LTC-35	2-1/2" (inch)	125	140	100	50	100	55	3J1201-000	LTC35-B2-1/2"-55-125	7.4
	60 (mm)							3I0201-000	LTC35-B60-55-125	
LTC-35	2-1/2" (inch)	125	140	132	50	120	80	3J1205-000	LTC35-B2-1/2"-80-125	11
	60 (mm)							3I0205-000	LTC35-B60-80-125	
LTC-50	2-1/2" (inch)	150	140	100	50	-	55	3J1202-000	LTC50-B2-1/2"-55-150	11.7
	60 (mm)							3I0202-000	LTC50-B60-55-150	
LTC-50	3" (inch)	125	140	132	50	120	80	3K1201-000	LTC50-B3"-80-125	9.3
	80 (mm)							3I1201-000	LTC50-B80-80-125	

BORING BAR HOLDERS

内孔刀座



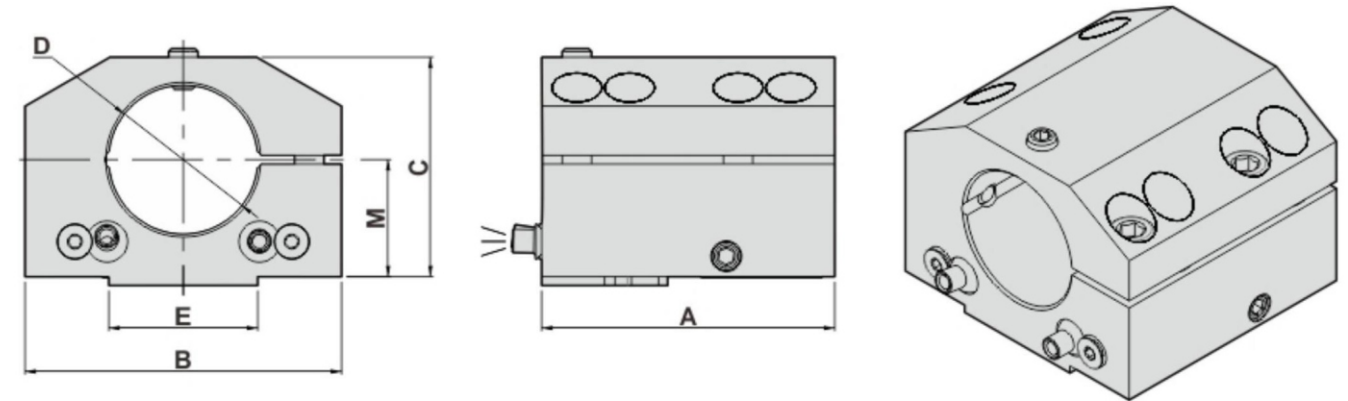
DIMENSIONS

● External, internal coolant supply

Models	D	A	B	C	E	F	M	Code No.	Order No.	(Kg) Weight
LTC-50	3" (inch)	229	140	100	50	120	80	3K1202-000	LTC50-B3"-80-L	18.2
	80 (mm)							3I1202-000	LTC50-B80-80-L	

BORING BAR HOLDERS-SPLIT TYPE

内孔刀座-槽切型



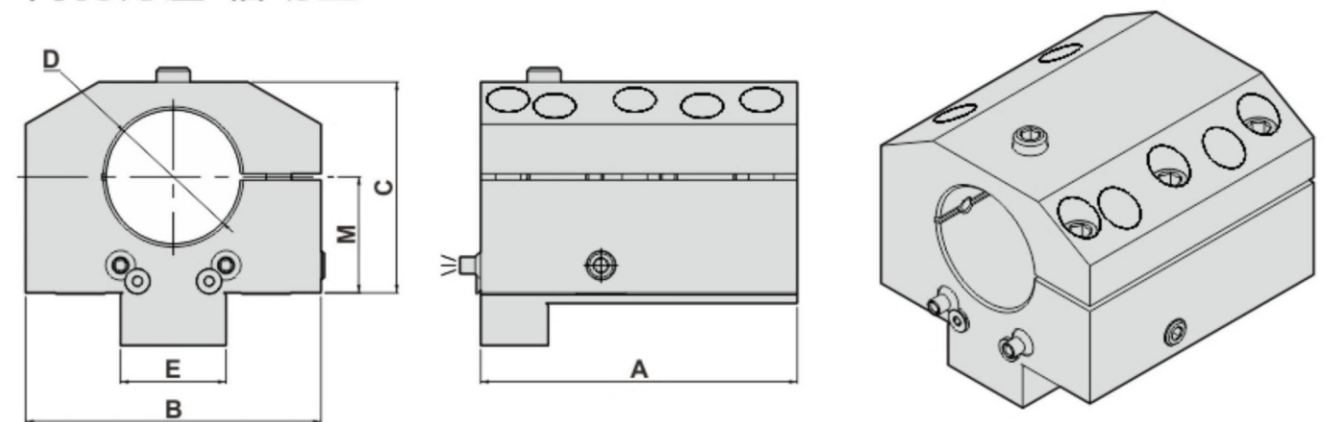
DIMENSIONS

● External coolant supply

Models	D	A	B	C	E	M	Code No.	Order No.	(Kg) Weight
LTC-25	1-1/2" (inch)	100	108	75	50.8	40	3H1202-000	LTC25-B1-1/2"-40-100T	4.4
	40 (mm)						308205-000	LTC25-B40-40-100T	
LTC-25	2" (inch)	100	108	75	50.8	40	3I1208-000	LTC25-B2"-40-100T	3.8
	50 (mm)						309208-000	LTC25-B50-40-100T	

BORING BAR HOLDERS-SPLIT TYPE

内孔刀座-槽切型



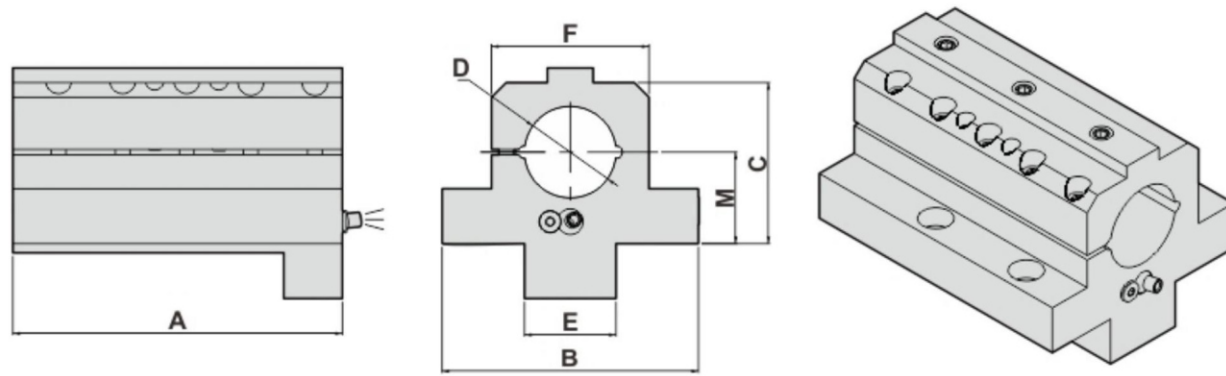
DIMENSIONS

● External coolant supply

Models	D	A	B	C	E	M	Code No.	Order No.	(Kg) Weight
LTC-35	2" (inch)	150	140	100	50	55	3I1203-000	LTC35-B2"-55-150T	12.5
	50 (mm)						309210-000	LTC35-B50-55-150T	
LTC-50	2-1/2" (inch)	150	140	100	50	55	3J1203-000	LTC50-B2-1/2"-55-150T	11.5
	60 (mm)						3I0203-000	LTC50-B60-55-150T	

BORING BAR HOLDERS-SPLIT TYPE

内孔刀座-槽切型



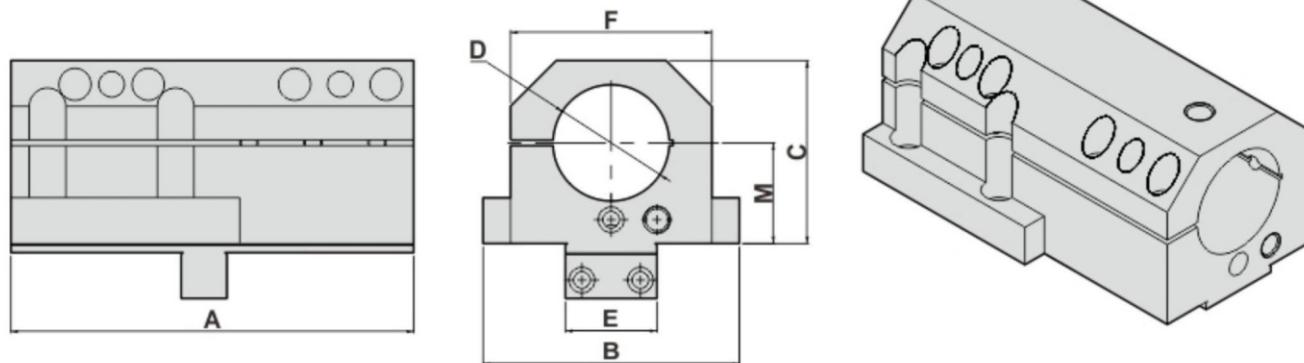
DIMENSIONS

● External coolant supply

Models	D	A	B	C	E	F	M	Code No.	Order No.	(Kg) Weight
LTC-50	2" (inch)	180	140	96	50	86	50	3I1205-000	LTC50-B2"-50-180T	10.6
	50 (mm)							309201-000	LTC50-B50-50-180T	
LTC-50	2" (inch)	220	140	96	50	86	50	3I1209-000	LTC50-B2"-50-220T	12.3
	50 (mm)							309202-000	LTC50-B50-50-220T	

BORING BAR HOLDERS-SPLIT TYPE

内孔刀座-槽切型



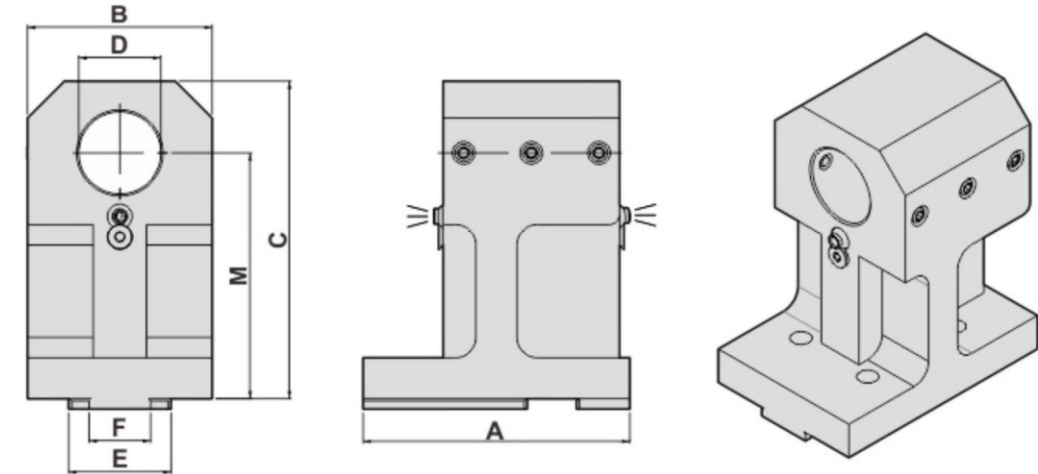
DIMENSIONS

● External coolant supply

Models	D	A	B	C	E	F	M	Code No.	Order No.	(Kg) Weight
LTC-50	2-1/2" (inch)	220	140	100	50	110	55	3J1204-000	LTC50-B2-1/2"-55-220T	12.6
	60 (mm)							310204-000	LTC50-B60-55-220T	

BORING BAR HOLDERS

内孔刀座



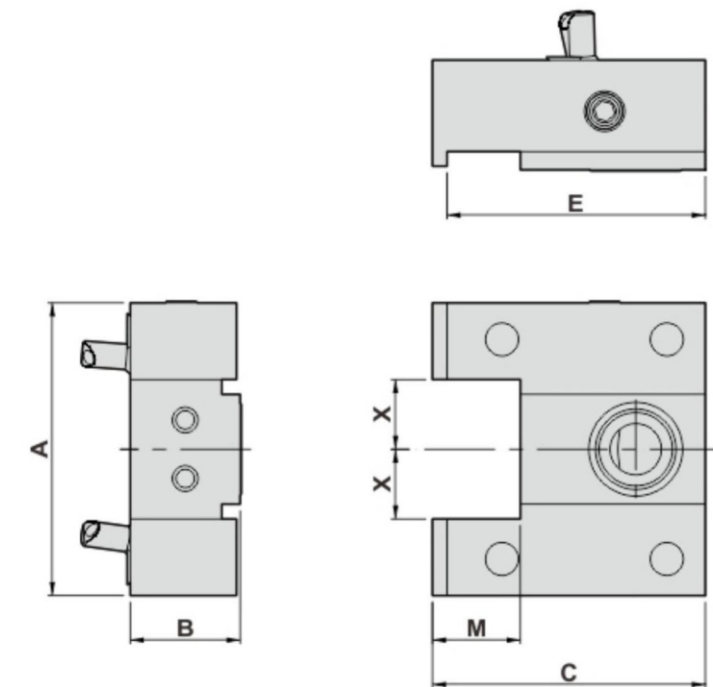
DIMENSIONS

● External, internal coolant supply

Models	D	A	B	C	E	F	M	Code No.	Order No.	(Kg) Weight
LTC-25T	1-1/2" (inch)	130	90	155	50	30	120	3H1203-000	LTC-25T2-B1-1/2"-120	6.9
LTC-25T	40 (mm)							308201-000	LTC-25T2-B40-120	

TURNING HOLDERS

外徑刀座



● External coolant supply

DIMENSIONS

Models	X	A	B	C	E	M	Code No.	Order No.	(Kg) Weight
T-6/LTC-20A	3/4" (inch)	80	25	74.5	70.5	24	4E1201-000	LTC-20A-C3/4"-25	1
	20 (mm)						405201-000	LTC-20A-C20-25	