
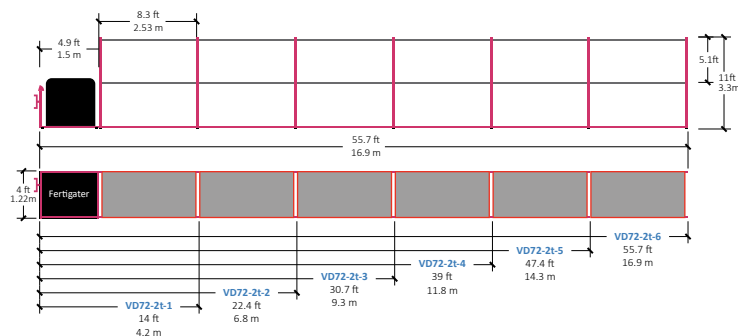


For vertical
cannabis cultivation

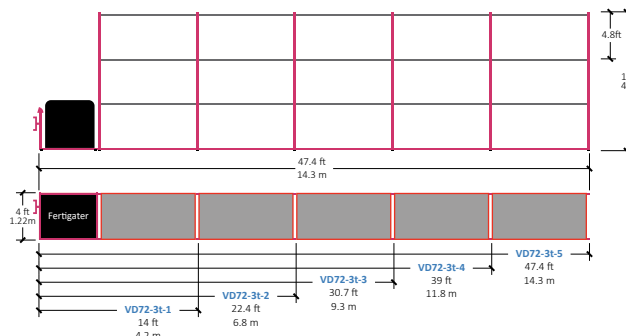


Measurements

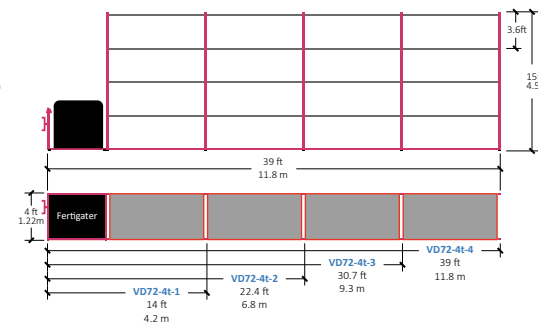
2 Tiers:



3 Tiers:



4 Tiers:



Specifications

<input type="radio"/> Optional <input checked="" type="radio"/> Standard	VD72-2t-1	VD72-2t-2	VD72-2t-3	VD72-2t-4	VD72-2t-5	VD72-2t-6	VD72-3t-1	VD72-3t-2	VD72-3t-3	VD72-3t-4	VD72-3t-5	VD72-4t-1	VD72-4t-2	VD72-4t-3	VD72-4t-4
Basic Specifications															
Power in Max (KW)	4.6	7.6	10.4	13.2	16	18.8	6.2	10.4	14.6	18.8	23	7.6	13.2	18.8	24.4
Irrigation Pattern	Drip														
Control Unit	7" touch screen with RS 485 output														
Total QTY Of Plants (Pcs)	<72	<144	<216	<288	<360	<432	<108	<216	<324	<432	<540	<144	<288	<432	<576
Canopy Area (sq-ft)	64	128	192	256	320	384	96	192	288	384	480	128	256	384	512
(sq-m)	6	11.9	17.9	23.8	29.8	35.7	8.9	17.9	26.8	35.7	44.7	11.9	23.8	35.7	47.6
Space Needed (sq-ft)	56	89.6	122.8	156	189.6	278.5	56	89.6	122.8	156	189.6	56	89.6	122.8	156
(sq-m)	5.1	8.3	11.3	14.4	17.4	20.6	5.1	8.3	11.3	14.4	17.4	5.1	8.3	11.3	14.4
Size - L/W/H (ft)	14 x 4 x 11	22.4 x 4 x 11	30.7 x 4 x 11	39 x 4 x 11	47.4 x 4 x 11	55.7 x 4 x 11	14 x 4 x 15	22.4 x 4 x 15	30.7 x 4 x 15	39 x 4 x 15	47.4 x 4 x 15	14 x 4 x 15	22.4 x 4 x 15	30.7 x 4 x 15	39 x 4 x 15
(m)	4.2 x 1.2 x 3.3	6.8 x 1.2 x 3.3	9.3 x 1.2 x 3.3	11.8 x 1.2 x 3.3	14.3 x 1.2 x 3.3	16.9 x 1.2 x 3.3	4.2 x 1.2 x 4.5	6.8 x 1.2 x 4.5	9.3 x 1.2 x 4.5	11.8 x 1.2 x 4.5	14.3 x 1.2 x 4.5	4.2 x 1.2 x 4.5	6.8 x 1.2 x 4.5	9.3 x 1.2 x 4.5	11.8 x 1.2 x 4.5
Irrigation System															
Intelligent control system	●	●	●	●	●	●	●	●	●	●	●	●	●	●	●
Pump	500W / 220V	500W / 220V	500W / 220V	500W / 220V	500W / 220V	500W / 220V	500W / 220V	500W / 220V	500W / 220V	500W / 220V	500W / 220V	500W / 220V	500W / 220V	500W / 220V	500W / 220V
Filters	●	●	●	●	●	●	●	●	●	●	●	●	●	●	●
Ductwork	PVC & PE	PVC & PE	PVC & PE	PVC & PE	PVC & PE	PVC & PE	PVC & PE	PVC & PE	PVC & PE	PVC & PE	PVC & PE	PVC & PE	PVC & PE	PVC & PE	PVC & PE
Dripper(Pcs)	144	288	432	576	720	864	216	432	648	864	1080	288	576	864	1152
Lighting System															
Total Power (W)	2600	5200	7800	10400	13000	15600	3900	7800	11700	15600	19500	5200	10400	15600	20800
Model of LED Grow Lights	AS650	AS650	AS650	AS650	AS650	AS650	AS650	AS650	AS650	AS650	AS650	AS650	AS650	AS650	AS650
QTY of Lithts(Pcs)	4	8	12	16	20	24	6	12	18	24	30	8	16	24	32
Dimmer	Stepless adjusted														
Power Repeater & Ventilation Box															
Power(W)	200	400	600	800	1000	1200	300	600	900	1200	1500	400	800	1200	1600
QTY of Ventilation(Pcs)	4	8	12	16	20	24	6	12	18	24	30	8	16	24	32
Mobile Rack System															
Way of Moving	Mechanic Assist														
Bearing	Dual-Bearing														
Tiers	2	2	2	2	2	2	3	3	3	3	3	4	4	4	4
Set	1	2	3	4	5	6	1	2	3	4	5	1	2	3	4
Total QTY of Tray	2	4	6	8	10	12	3	6	9	12	15	4	8	12	16
Bearing Force	800Kgs/Tray														
Defrosting Tray-4x8 ft	●	●	●	●	●	●	●	●	●	●	●	●	●	●	●