



PPFD TEST REPORT -4X8_BS320 LED

POWER:330W

PF:0.985

TEMPERATURE LED SHIP:37°C

TEMPERATURE HEATSINK:35°C

Cover Area: 2.4m X 1.2m

Height fixture above canopy:10cm

PPFD valu:

320W 10CM

Average: 249μMol/m²/s

Maximun: 350μMol/m²/s

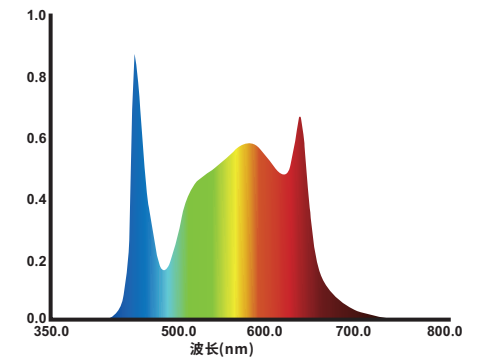
Minimum: 122μMol/m²/s



PPFD 2.4m X 1.2m 10CM

187.8	200.9	187.6	161.6	160.3	187.4	178.4	176.0	165.2	163.1	136.2	147.4	145.9	166.5	156.3	145.6	150.1	122.8
257.8	253.4	268.4	268.6	256.7	296.1	261.2	259.5	213.9	234.2	249.4	263.6	244.7	271.3	248.5	249.4	242.6	160.0
280.6	274.7	287.5	294.6	277.2	268.6	257.2	250.7	214.9	227.4	242.6	258.1	241.7	258.1	245.6	246.3	238.0	160.1
294.1	295.6	290.3	305.7	279.9	252.9	259.9	256.9	220.9	235.9	253.0	267.6	249.3	267.2	258.9	257.2	241.0	157.4
342.5	334.2	350.6	326.8	291.8	274.3	275.2	270.3	220.8	248.9	259.8	282.0	262.4	275.1	272.5	276.3	254.4	157.0
242.1	277.8	301.6	279.6	297.7	283.6	284.3	283.4	216.4	261.9	254.7	275.9	260.0	275.3	276.7	276.7	262.1	163.2
268.6	309.5	336.0	312.1	325.4	308.8	306.8	315.7	246.7	267.5	266.5	288.0	269.2	287.9	286.1	286.1	263.0	179.8
225.1	308.1	324.1	303.1	322.9	294.2	301.0	307.0	249.4	254.9	267.6	278.8	253.8	281.6	266.3	266.3	250.3	193.2
194.8	239.2	249.8	239.5	259.9	222.9	223.8	226.7	200.6	203.0	210.5	231.9	219.6	212.5	227.5	227.5	212.8	169.0

RGB ratio: R=18.7% G=77.5% B=3.8%



Color	Blue	White	Hyper-Red
(nm)	450	3000K 5000K	660



PPFD TEST REPORT -4X8_BS320 LED

POWER:330W

PF:0.985

TEMPERATURE LED SHIP:37°C

TEMPERATURE HEATSINK:35°C

Cover Area: 2.4m X 1.2m

Height fixture above canopy:15cm

PPFD valu:

320W 15CM

Average: 232μMol/m²/s

Maximum: 299μMol/m²/s

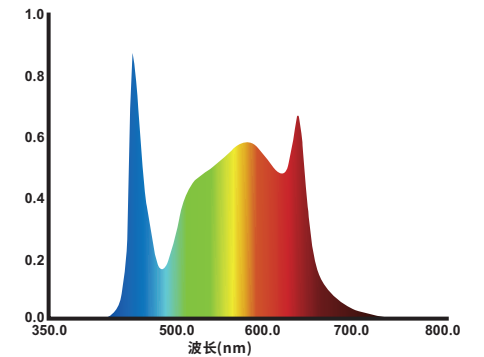
Minimum: 77μMol/m²/s



PPFD 2.4m X 1.2m 15CM

77.6	138.5	139.2	151.5	148.3	156.3	149.0	138.3	132.0	117.5	127.7	140.3	137.0	147.2	137.9	145.1	132.1	119.0
125.3	223.8	243.9	257.6	252.3	255.1	253.5	243.7	243.4	203.0	234.4	239.2	242.3	247.8	240.8	243.6	226.5	198.5
114.8	243.2	270.9	282.0	275.6	271.0	267.5	258.8	250.4	219.2	254.6	257.5	260.1	259.7	258.5	262.6	243.4	211.0
121.2	252.7	276.1	287.3	281.4	283.6	282.0	271.0	258.1	225.8	259.2	259.9	264.5	265.8	264.5	268.9	249.4	217.5
139.0	269.4	289.3	299.7	293.0	292.2	293.7	280.5	264.4	228.7	261.5	263.5	268.1	272.4	270.5	271.2	251.0	212.4
170.7	271.8	288.9	294.5	295.6	288.0	293.9	279.0	266.8	241.3	271.9	275.9	274.2	276.3	270.5	273.4	256.6	217.9
165.6	267.4	280.7	289.2	293.3	288.6	289.3	276.7	262.6	239.5	271.1	275.6	273.0	273.1	268.4	275.4	257.3	213.2
154.6	250.7	259.3	275.4	274.7	256.6	263.7	257.8	241.5	215.6	244.6	258.1	258.3	257.2	255.7	258.0	240.5	208.2
106.7	193.6	200.9	210.2	206.2	201.4	204.8	188.4	183.8	157.3	184.9	190.5	190.2	190.2	192.6	193.1	184.9	160.8

RGB ratio: R=18.7% G=77.5% B=3.8%



Color	Blue	White	Hyper-Red
(nm)	450	3000K 5000K	660



PPFD TEST REPORT -4X8_BS320 LED

POWER:330W

PF:0.985

TEMPERATURE LED SHIP:37°C

TEMPERATURE HEATSINK:35°C

Cover Area: 2.4m X 1.2m

Height fixture above canopy:20cm

PPFD valu:

320W 20CM

Average: 224 μ Mol/m²/s

Maximum: 289 μ Mol/m²/s

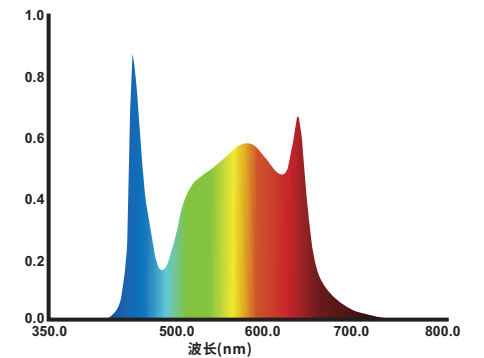
Minimum: 78 μ Mol/m²/s



PPFD 2.4m X 1.2m 20CM

78.5	130.6	140.2	142.1	143.9	154.1	152.9	142.8	136.8	139.2	141.4	138.3	147.4	148.3	136.7	136.9	132.5	112.0
126.0	205.3	232.6	240.8	243.9	244.9	243.2	234.9	221.4	202.9	221.7	225.9	233.7	227.8	228.8	224.2	212.3	181.3
122.9	222.5	254.8	268.1	267.5	266.9	263.7	256.3	245.1	222.8	241.0	253.8	255.9	256.1	253.4	249.9	234.5	205.3
134.4	234.5	267.4	278.6	279.1	278.7	276.2	267.5	256.4	239.3	254.5	261.3	267.1	267.4	267.2	263.6	247.9	213.0
158.9	247.5	279.2	289.3	289.5	287.8	283.8	273.9	260.2	242.7	258.1	266.8	271.5	271.5	271.8	270.9	254.7	217.0
152.9	243.4	275.7	285.4	287.0	283.6	282.4	273.7	260.3	244.9	260.3	268.2	271.8	272.0	272.7	272.5	257.8	219.3
141.6	240.4	272.3	281.3	279.9	276.9	273.4	265.6	253.3	237.0	252.0	259.3	260.0	260.9	263.0	263.1	247.3	215.6
134.3	224.1	255.0	263.5	255.7	255.7	251.3	241.6	231.7	215.5	226.0	235.6	238.3	239.8	236.0	231.7	224.2	200.0
93.5	143.7	172.3	189.1	183.9	183.9	183.9	178.5	171.4	163.7	167.2	173.5	173.9	171.5	169.3	170.9	167.6	155.6

RGB ratio: R=18.7% G=77.5% B=3.8%



Color	Blue	White	Hyper-Red
(nm)	450	3000K 5000K	660



PPFD TEST REPORT -4X8_BS320 LED

POWER:330W

PF:0.985

TEMPERATURE LED SHIP:37°C

TEMPERATURE HEATSINK:35°C

Cover Area: 2.4m X 1.2m

Height fixture above canopy:30cm

PPFD valu:

320W 30CM

Average: 203μMol/m²/s

Maximum: 267μMol/m²/s

Minimum: 94μMol/m²/s

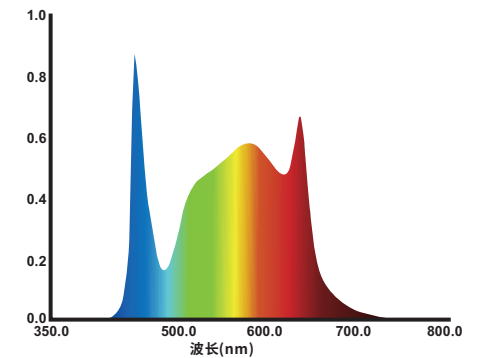


4X8_BS320

PPFD 2.4m X 1.2m 30CM

94.5	128.7	153.2	167.5	173.5	158.2	158.7	154.9	149.0	123.9	139.0	143.4	145.8	148.3	143.3	139.4	129.4	105.5
129.8	174.5	198.7	215.7	220.7	218.0	214.5	217.2	204.2	185.6	190.5	198.4	195.5	199.3	195.2	190.2	173.6	146.0
140.7	192.1	220.9	237.8	241.7	245.7	239.1	236.4	229.0	213.3	218.6	225.1	226.8	227.2	225.0	217.5	197.1	164.9
157.2	208.6	236.3	255.0	258.4	261.2	257.7	251.8	242.8	228.6	231.8	238.7	240.5	240.5	238.1	229.3	210.5	175.3
171.8	217.5	249.4	262.8	266.5	267.8	264.9	257.8	247.8	235.1	239.5	243.7	246.2	246.4	243.6	234.0	213.6	177.3
165.5	212.4	244.6	257.3	261.3	261.9	258.6	250.4	241.4	235.9	240.3	245.7	245.4	242.9	241.5	232.9	214.1	172.6
155.4	202.9	228.8	245.6	247.4	247.4	244.8	257.1	226.7	225.3	228.2	232.6	236.2	234.9	231.3	222.2	205.9	166.7
143.1	178.3	206.7	219.5	219.1	221.4	219.7	217.0	196.8	198.7	200.4	207.7	206.0	210.0	206.1	202.3	185.4	153.7
109.8	133.4	151.3	162.4	163.9	167.7	165.6	157.9	148.6	153.2	153.3	154.0	152.5	152.5	154.2	152.7	148.4	129.2

RGB ratio: R=18.7% G=77.5% B=3.8%



Color	Blue	White	Hyper-Red
(nm)	450	3000K 5000K	660