沈阳三洋建筑机械有限公司

SHENYANG SANYO BUILDING MACHINERY CO.,LTD

TOWER CRANE **QTD 800t·m**

(QTD800/50)

Max Load:50Ton
Jib:75M
Tip Load:4.5Ton
Free Standing:65.7M

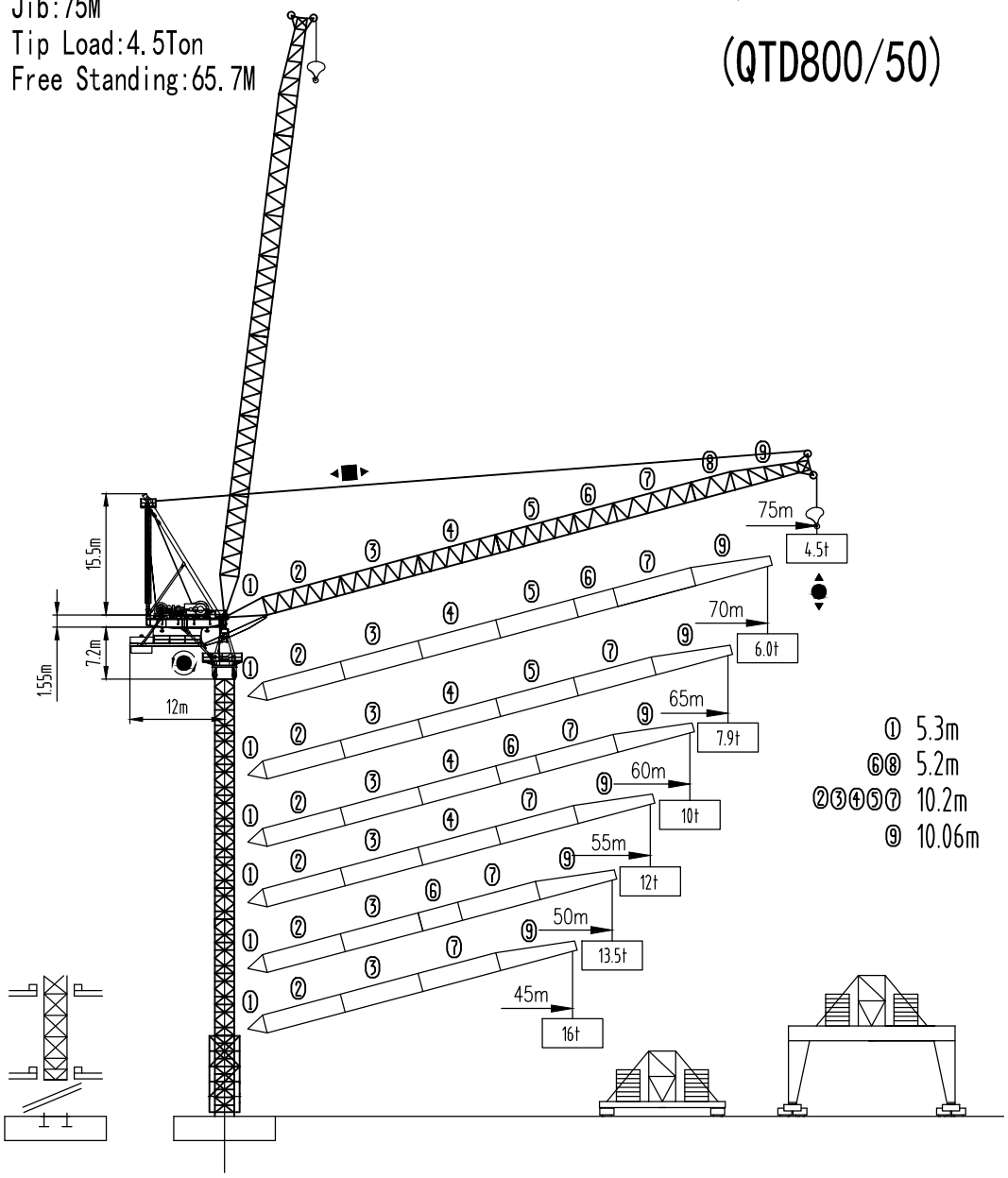

塔身截面 Mast ⧄4.0mx4.0m

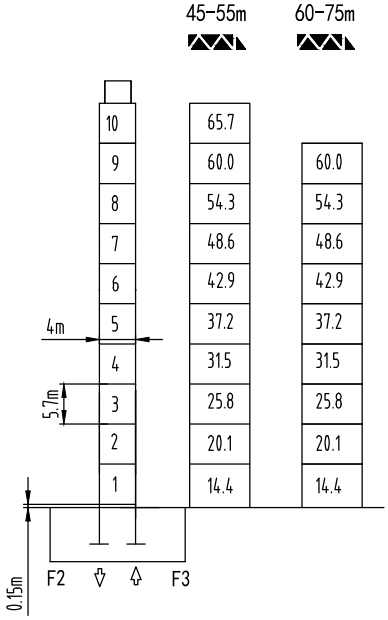

F2	●294t	■310t
F3	●135t	■178t
	265t	

Reactions F 反力

● Reactions in service 工作状态

■ Reactions out of service 非工作状态

Without load and ballast with longest jib and maxmum height 整机自重不含吊载及配重

Consult us 同我们协商

载荷特性 Load diagrams

75m

8.5 m	21	22.5	25	27.5	27.7	30	32.5	35	37.5	40	42.5	45	47.5	50	52.5	55	57.5	60	62.5	65	67.5	70	72.5	74			
t	36.0	33.01	28.56	24.93	25.0	21.91	19.36	17.19	15.31	13.67	12.23	10.96	9.83	8.825	7.92	7.11	6.37	5.71	5.12	4.58	4.11	3.7	3.36	3.2			
9 m					27.7	30	32.5	35	37.5	40	42.5	45	47.5	50	52.5	55	57.5	60	62.5	65	67.5	70	72.5	75			
t					25.0	22.37	19.95	17.89	16.1	14.55	13.18	11.97	10.9	9.94	9.08	8.31	7.62	6.99	6.42	5.92	5.46	5.07	4.74	4.5			

70m

8 m	21	22.5	25	27.5	30	32.5	35	37.5	40	42.5	45	47.5	50	52.5	55	57.5	60	62.5	65	67.5	69						
t	36.0	33.0	28.62	25.04	22.07	19.57	17.43	15.58	13.97	12.56	11.32	10.21	9.23	8.35	7.56	6.86	6.23	5.67	5.18	4.78	4.6						
8.5 m				28.1	30	32.5	35	37.5	40	42.5	45	47.5	50	52.5	55	57.5	60	62.5	65	67.5	70						
t				25.0	22.93	20.52	18.46	16.69	15.14	13.79	12.59	11.53	10.58	9.74	8.98	8.3	7.69	7.15	6.68	6.28	6.0						

65m

7.6 m	16.5	17.5	20	22.5	25	27.5	30	32.5	35	37.5	40	42.5	45	47.5	50	52.5	55	57.5	60	62.5	64						
t	50.0	46.59	39.48	33.96	29.55	25.96	22.97	20.45	18.3	16.45	14.84	13.43	12.19	11.09	10.11	9.24	8.47	7.79	7.2	6.705	6.4						
8.1 m						29.1	30	32.5	35	37.5	40	42.5	45	47.5	50	52.5	55	57.5	60	62.5	65						
t						25.0	24.06	21.63	19.55	17.76	16.2	14.83	13.63	12.56	11.62	10.78	10.03	9.365	8.79	8.3	7.9						

60m

7.1 m	16.5	17.5	20	22.5	25	27.5	30	32.5	35	37.5	40	42.5	45	47.5	50	52.5	55	57.5	59								
t	50.0	46.44	39.49	34.09	29.78	26.27	23.36	20.9	18.81	17.01	15.44	14.08	12.88	11.82	10.89	10.07	9.36	8.78	8.5								
7.6 m						29.5	30	32.5	35	37.5	40	42.5	45	47.5	50	52.5	55	57.5	60								
t						25.0	24.71	22.31	20.27	18.5	16.98	15.64	14.47	13.43	12.52	11.72	11.02	10.43	10.0								

55m

6.6 m	16.3	17.5	20	22.5	25	27.5	30	32.5	35	37.5	40	42.5	45	47.5	50	52.5	54										
t	50.0	46.15	39.34	34.05	29.84	26.41	23.56	21.16	19.12	17.37	15.86	14.54	13.39	12.39	11.54	10.83	10.5										
7.1 m							30	32.5	35	37.5	40	42.5	45	47.5	50	52.5	55										
t							25.0	22.65	20.66	18.94	17.45	16.16	15.03	14.05	13.2	12.49	12.0										

50m

6.1 m	16.1	17.5	20	22.5	25	27.5	30	32.5	35	37.5	40	42.5	45	47.5	49												
t	50.0	45.38	38.69	33.51	29.38	26.01	23.22	20.87	18.88	17.17	15.7	14.43	13.34	12.42	12.0												
6.6 m						29.9	30	32.5	35	37.5	40	42.5	45	47.5	50												
t						25.0	24.95	22.63	20.66	18.97	17.51	16.24	15.15	14.23	13.5												

45m

5.5 m	16	17.5	20	22.5	25	27.5	30	32.5	35	37.5	40	42.5	44														
t	50.0	45.05	38.52	33.46	29.43	26.15	23.44	21.17	19.25	17.62	16.24	15.1	14.5														
6.1 m							30.1	32.5	35	37.5	40	42.5	45														
t							25.0	22.91	21.01	19.39	18.01	16.86	16.0														

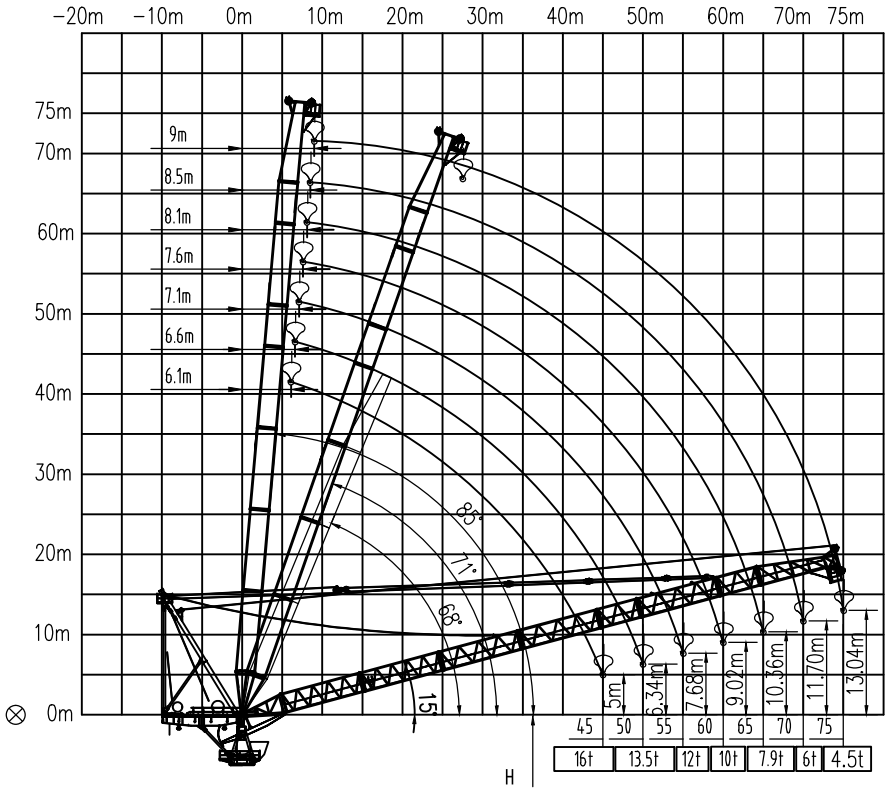

(■) Weathervaning position 风向标位置

⊗ Jib hinge shaft 臂根铰点

内爬塔机 Climbing crane

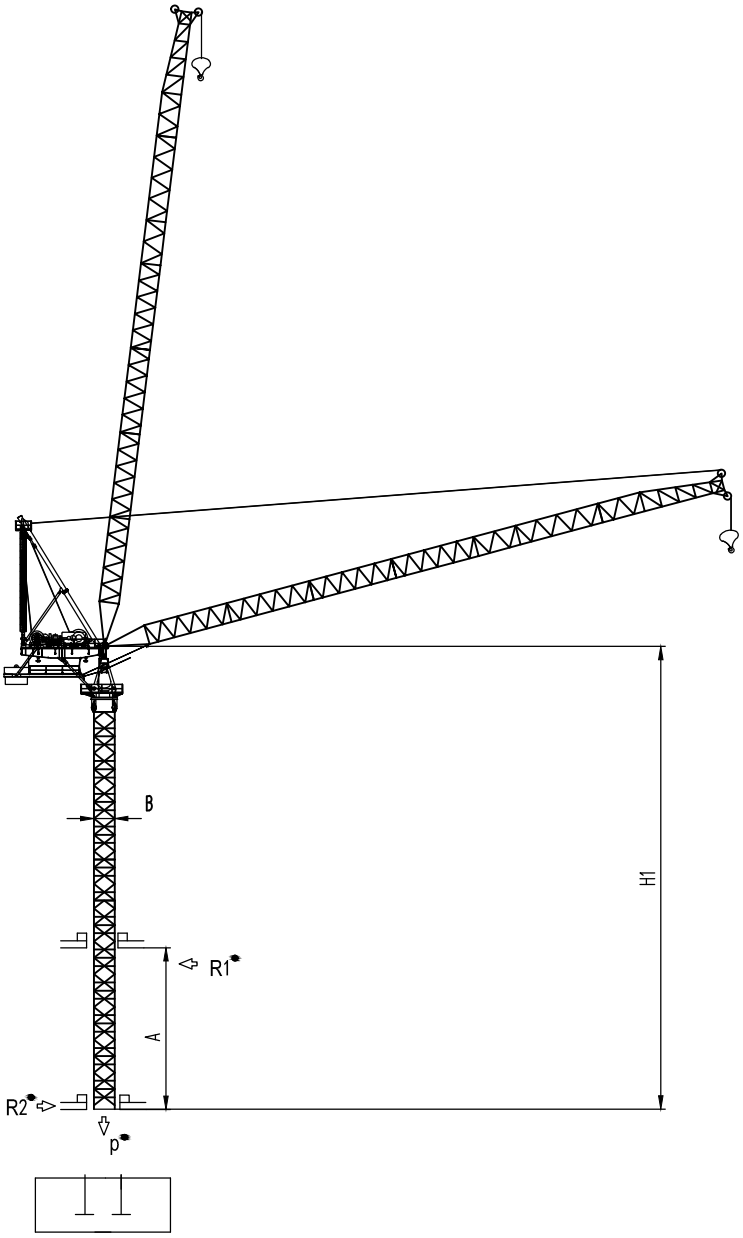

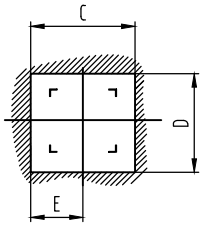

内爬	A_{min}	A_{max}
A	15m	18m
B	2.5m	
C	3.800m	
D	2.900m	
E	1.900m	
H1	45.55m	
R1●	115t	95t
R2●	100t	85t
P●	276t	

● 工作状态无系数 In service without coefficient

· 75m臂15° 时 75m jib(15 degree).

外形尺寸重量表 Dimensions weights

塔机回转部分 Slewing		L(m)	l(m)	h(m)	Kg
机台 Machine	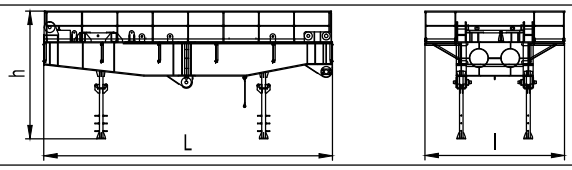	10.13	4.90	4.47	21421
A 架 Frame A	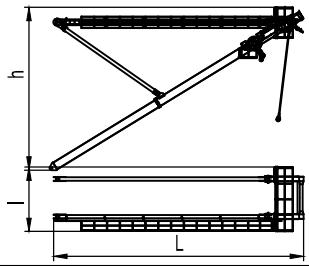	15.56	10.16	9.81	16330
回转机构 Slewing mechanism	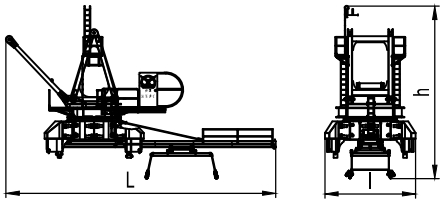	15.59	5.25	12.96	39796
起重臂节 Jib section	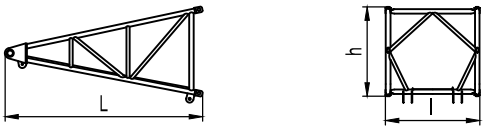 1	5.54	2.65	2.50	2824
起重臂节 Jib section	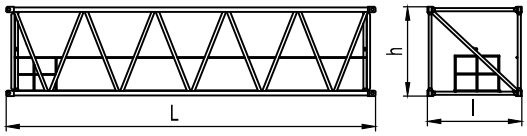 2	10.37	2.65	2.50	2694
起重臂节 Jib section	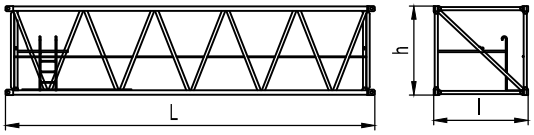 3	10.37	2.65	2.50	2761
起重臂节 Jib section	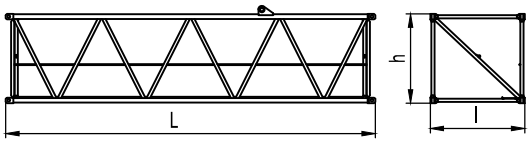	4、5 6、8 7	10.37 5.37 10.37	2.65 2.65 2.65	2589 1322 2442
起重臂节 Jib section	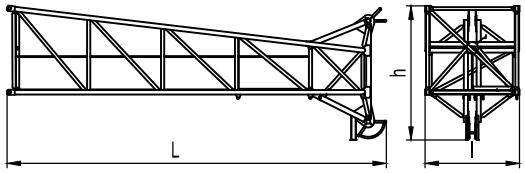 9	10.65	2.65	3.77	3320

塔机回转部分 Slewing		L(m)	l(m)	h(m)	Kg
拉杆 Tie-bar	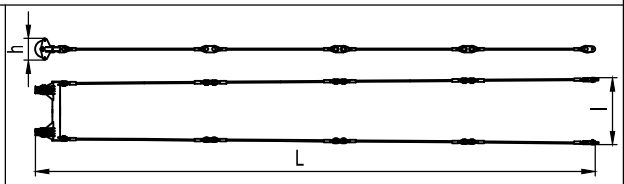	26.19	2.69	1.01	4275
吊钩 Hook	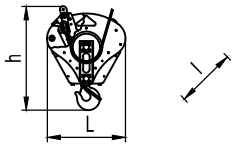	2.20	0.68	2.92	2257
起升机构 Hoisting mechanism	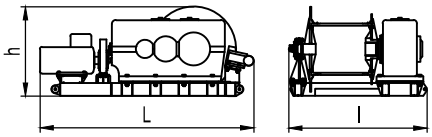	5.34	3.45	2.24	24200
变幅机构 Luffing mechanism	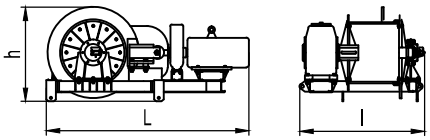	3.79	2.34	1.76	8870
顶升装置 Telescoping equipment		L(m)	l(m)	h(m)	Kg
套架 Telescopic cage	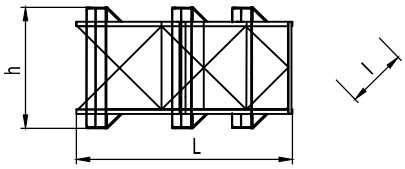	13.55	7.210	6.745	32080
塔身部分 Mast		L(m)	l(m)	h(m)	Kg
加强节 Reinforcing mast	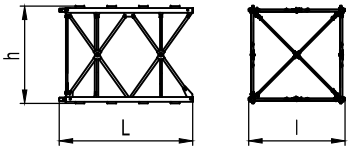	5.990	4.336	4.336	8500
标准节 Standard mast		5.990	4.336	4.336	7300
底部 Base		L(m)	l(m)	h(m)	Kg
固定支脚 Fixing angles	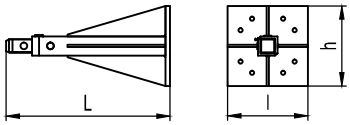	1.79	0.900	0.900	780

机构特性 Mechanisms specification										m	kw
起 升 Hoisting		315LVF	m/min	0-32	0-38	0-64	0-16	0-19	0-32	600	315
			t	25	20	8	50	40	16	>600*	
拉 臂 Luffing		132DVF	min	0-3							132
回 转 Slewing		120SVT	r/min	0.64							120Nmx3
		18.8SVF									18.8x3

电源 Power Supply	380V 50Hz /440V 60Hz
KVA 供电容量 Necessary Electric Power	510KVA

* 同我们协商, Consult us
* 标准配置, Standard configuration

平衡臂配重
Counter-jib ballast

		(t)
45-75m	10.5-2.5m	47.563

可变换的其它安装方式
Mounting possibilities

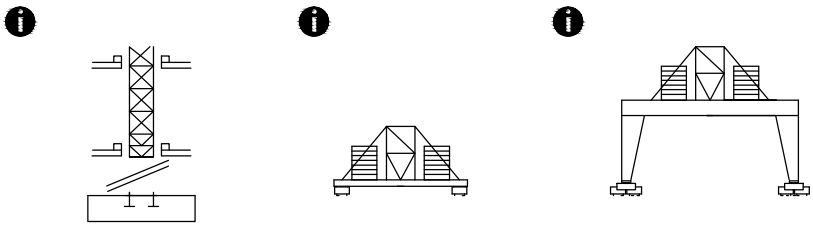

同我们协商
Consult us

F 反力
Reactions

- 工作状态 In service
- 非工作状态 Out of service

自 重
Self-load

不带载荷及配重，最大臂长及标准高度时的自重.
Without load and counter-weight with longest jib and standard height