沈阳三洋建筑机械有限公司

SHENYANG SANYO BUILDING MACHINERY CO.,LTD

Max Load:25Ton
Jib:80M
Tip Load:3.6Ton
Free Standing:72.4M/74.8M

TOWER CRANE QTP 550t·m (R80/36)

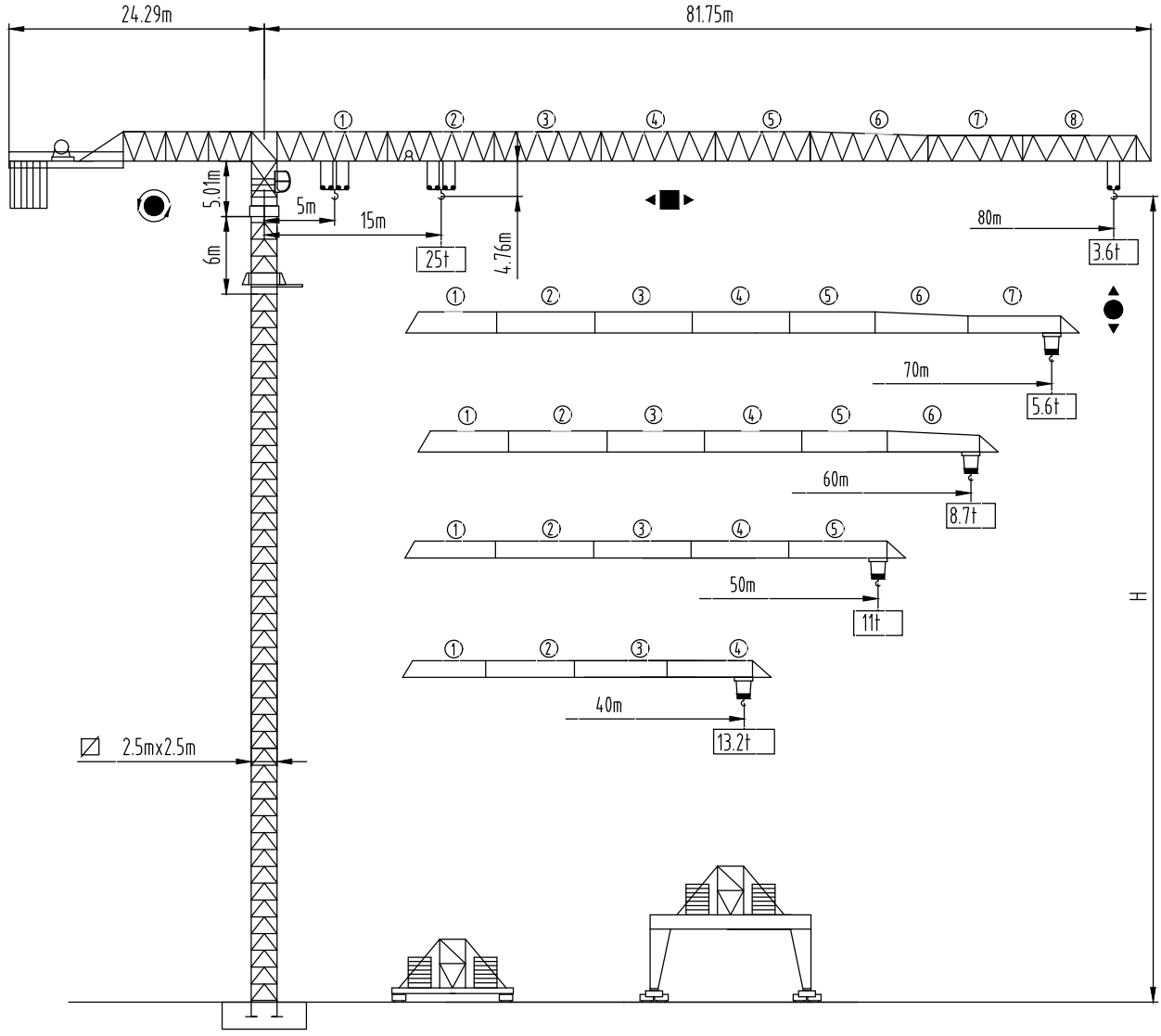

塔身截面	Mast ⧄ 2.5mx2.5m	40-80m

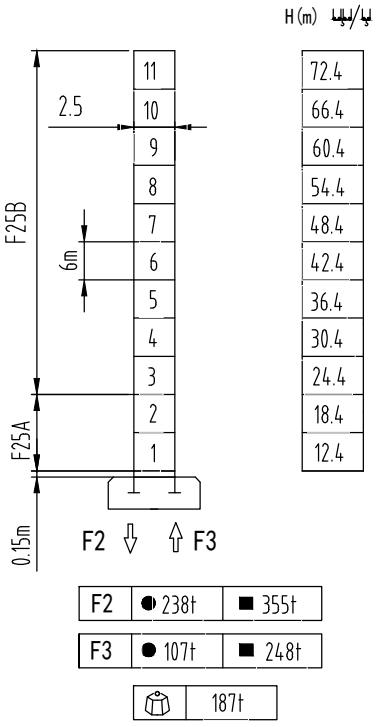

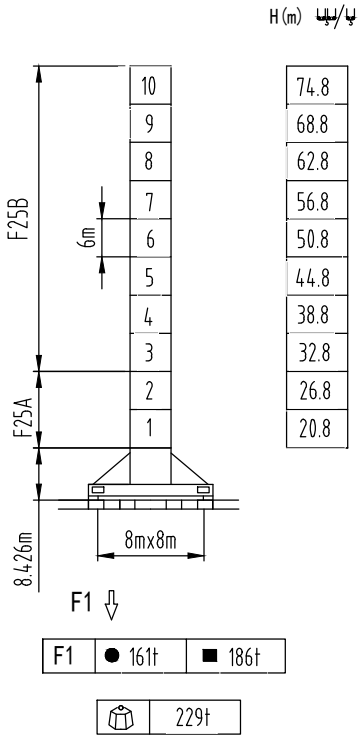

固定式附着高度 Anchoring height of stationary crane

★ 紧固附着框 Anchorages tightened

△ 放松附着框 Anchorages released

如需达到更高的高度，请与我们联系。For greater heights,consult us.

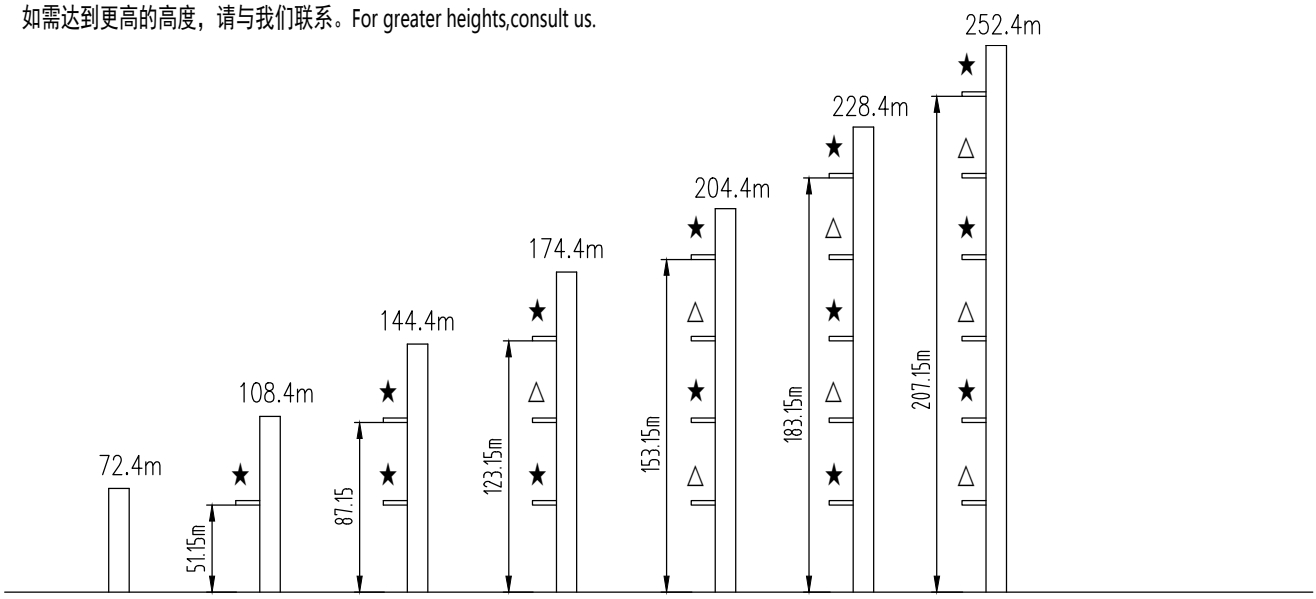

载荷特性 Load diagrams

80m 5.0 –

m	15	20	25	29	30	35	40	45	50	55	60	65	70	75	80
t	25	17.6	13	11.1	10.6	8.6	7.25	6.1	5.1	4.4	3.8	3.2	3.0	2.5	2.2

m	29	30	35	40	45	50	55	60	65	70	75	80
t	12.5	12	10	8.65	7.5	6.5	5.8	5.2	4.6	4.4	3.9	3.6

70m 5.0 –

m	18.5	20	25	30	35	36	40	45	50	55	60	65	70
t	25	22.6	17.5	14	11.6	11.1	9.7	8.25	7.1	6.2	5.4	4.75	4.2

m	36	40	45	50	55	60	65	70
t	12.5	11.1	9.65	8.5	7.6	6.8	6.15	5.6

60m 5.0 –

m	22.2	25	30	35	40	45	50	55	60
t	25	21.8	17.68	14.59	12.5	10.6	9.3	8.1	7.3

m	43.35	45	50	55	60
t	12.5	12	10.7	9.5	8.7

50m 5.0 –

m	22.8	25	30	35	40	45	50
t	25	22.3	18.5	15	12.7	10.9	9.6

m	44.5	45	50
t	12.5	12.3	11

40m 5.0 –

m	23.2	25	30	35	40
t	25	22.8	18.6	15.5	13.2

= – 1.4t

标准小车可使用 2/ 4倍率绳 standard trolley 2/4 fall.

使用四倍率时，应从二倍率的载荷中减去1. 4吨

When using substract 1.4t from the loads

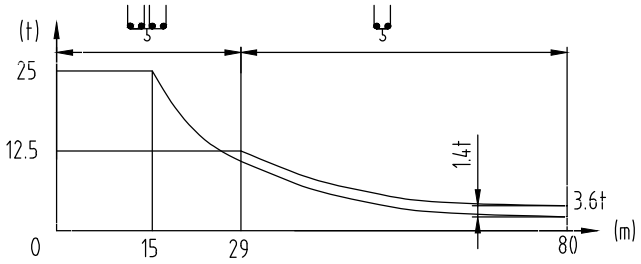

外形尺寸重量表 Dimensions weights

塔机回转部分 Slewing		L(m)	l(m)	h(m)	Kg
平衡臂 Counter-jib	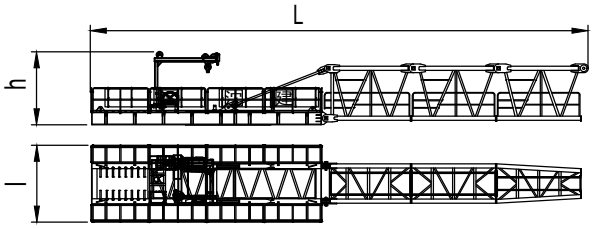	23.4	3.62	3.43	18686
塔 头 Cat-head	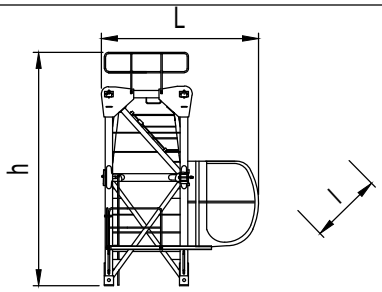	4.12	4.41	6.58	8890
回转机构 Slewing mechanism	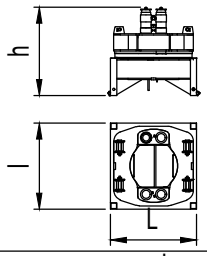	2.7	2.5	2.7	12766
起重臂节 Jib section	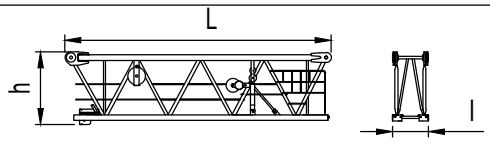 1	10.43	1.4	2.85	8964
起重臂节 Jib section	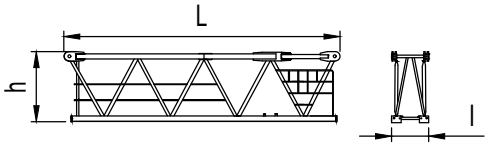 2	10.38	1.4	2.64	6101
起重臂节 Jib section	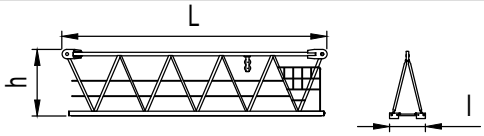	3 4 5	10.38 10.36 10.33	1.4 1.4 1.4	2.64 2.62 2.54	4380 3650 3239
起重臂节 Jib section	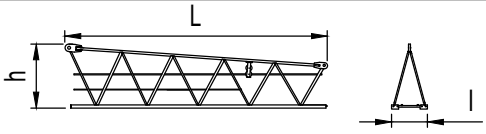 6	10.29	1.4	2.55	2354
起重臂节 Jib section	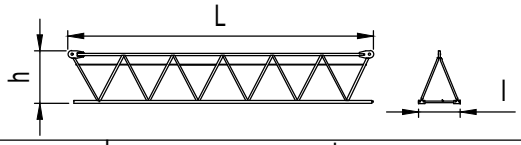	7 8	10.26 10.26	1.4 1.4	1.8 1.77	1691 1110
变幅小车 Trolley	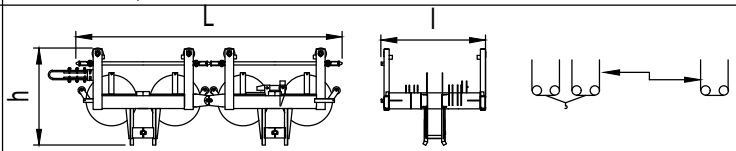	4.18	1.65	1.52	1249
吊钩滑轮组 Hook assembly	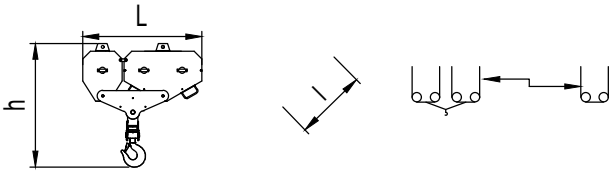	2.63	0.18	2.73	1041

顶升装置 Telescoping equipment		L(m)	l(m)	h(m)	Kg
顶升套架 Telescopic cage	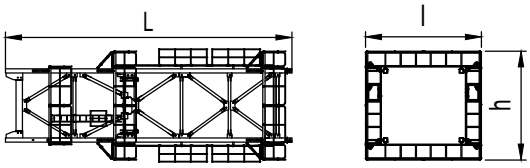	13.46	5.45	5.13	18280
顶升节 telescopic mast	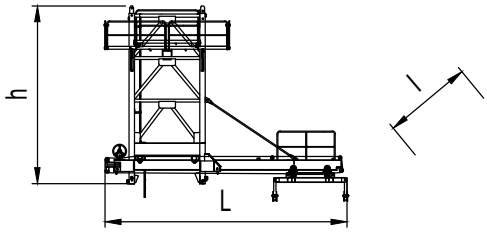	8.59	4.42	6.27	11120
塔身部分 Mast		L(m)	l(m)	h(m)	Kg
加强节 Reinforcing mast	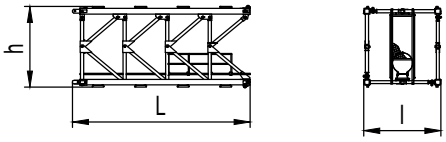	6.27	2.72	2.85	7945
标准节 Standard mast	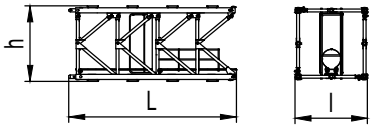	6.27	2.72	2.85	6850
底部 Base		L(m)	l(m)	h(m)	Kg
固定支脚 Fixing angles	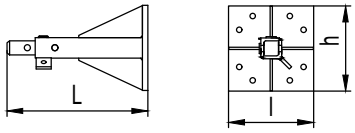	1.33	0.8	0.8	528
底架塔节 Chassis-mast	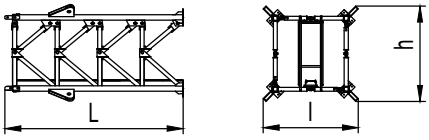	6.29	3.36	3.36	11070
底梁Ⅰ Girder-Ⅰ	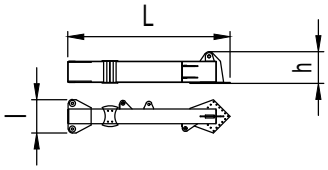	6.11	1.26	1.2	3722
底梁Ⅱ Girder-Ⅱ	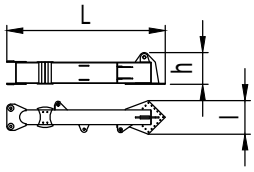	5.96	1.26	1.2	3414
底架斜撑杆 Obliguel legs	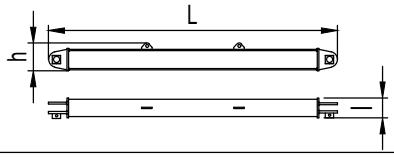	5.44	0.37	0.52	875
底架拉杆 Tie-bar	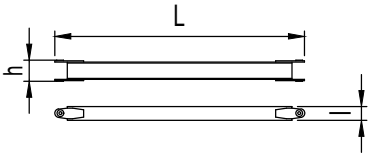	4.7	0.26	0.41	706

机构特性 Mechanisms specification				5					5					m	Kw
起升 Hoisting		90LFV63Y ★	m/min	0-3.6	0-18	0-36	0-54	0-72	0-1.8	0-9	0-18	0-27	0-36	800	90
			t	12.5	12.5	12.5	6.25	3.125	25	25	25	12.5	6.25	>800★	
变幅 Trolleying		11TVF	m/min	0-43											11
回转 Slewing		7.5SVF	r/min	0-0.6											7.5x3
		145SVT													145Nmx3
行走 Travelling		5.2TRVF	m/min	0-15											5.2x6

电源	Power Supply	380V 50Hz /440V 60Hz
KVA 供电容量	Necessary Electric Power	200KVA

★ 同我们协商，Consult us

★ 标准配置，Standard configuration

平衡臂配重
Counter-jib ballast

		(t)
80m	24.29m	31.2
70m	24.29m	29.4
60m	24.29m	26.8
50m	24.29m	21.2
40m	24.29m	14.6

可变换的其它安装方式
Mounting possibilities

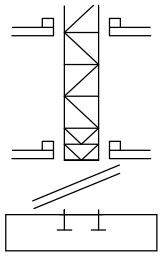

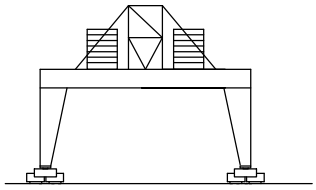

同我们协商
Consult us

F 反力 Reactions

● 工作状态 In service

■ 非工作状态 Out of service

自 重 Self-load

不带载荷及配重，最大臂长及标准高度时的自重.
Without load and counter-weightwith longest jib and standard height