

2024

厦门康百福体育用品
XIAMEN KLIFESPORT CO.,LTD



Catalogue
2024



Catalogue 2024



www.k-lifesport.com

ENGLISH



Technology Patent Certificate



RoHS Certificate



CE Certificate



The member of China Sports Association



ISO9001 Quality Management System Certificate



www.k-lifesport.com

Doing for need
All my doing
for your need


Doing for Need



I'can
K-LIFE SPORT

Doing for Need

Doing for Need



www.k-lifesport.com

PG1399

Package

- ※ N.W.: 65KGS; G.W.:71KGS;
- ※ AssemblySize:1450*610*1200MM;
- ※ CartonSize:1140*280*950MM;
- ※ 20'/40'/40HQ:92/188/212PCS;

 use **Commercial**

 **max.user weight** 150 kg / 330 lbs

 **flywheel** 20 kg / 44 lbs


 **brake** Magnetic brake system

 **drive** Belt

 **pedals** Aluminium JD-304V SPD

 **monitor** ST-6521

 **setting** Saddle:Horizontal and Vertical
Handlebar:Horizontal and Vertical

 **other**

- > KS-9068 saddle
- > Dipping handlebar
- > With aluminium handlebar post and saddle post
- > Easy-to-use electronic monitor that displays: speed, calories, distance, time, built, receiver

New



PG1364

New


Package

- ※ N.W.: 66KGS; G.W.:72KGS;
- ※ AssemblySize:1450*610*1200MM;
- ※ CartonSize:1140*280*950MM;
- ※ 20'/40'/40HQ:92/188/212PCS;


 use **Commercial**

 **max.user weight** 150 kg / 330 lbs


 **flywheel** 22 kg / 48.4 lbs


 **brake** Leather braking system and emergency lock

 **drive** Belt

 **pedals** Aluminium JD-304V SPD

 **monitor**

 **setting** Saddle:Horizontal and Vertical
Handlebar: Vertical

 **other**









- > KS-9068 saddle
- > Dipping handlebar
- > With Aluminium handlebar post and saddle post



PQ3003

▼ Package

- ※ N.W.: 59.5KGS; G.W.:66.5KGS;
- ※ AssemblySize:1290x610x1400MM;
- ※ CartonSize:1165X250X1040MM;
- ※ 20'/40'/40HQ:100/201/222PCS;

| | | |
|---|------------------------|--|
|  | use | Commercial |
|  | max.user weight | 150 kg / 330 lbs |
|  | flywheel | 20 kg / 44 lbs |
|  | brake | Friction braking system and emergency lock |
|  | drive | Belt |
|  | pedals | Plastic(JD-304V,SPD) |
|  | monitor | SP-1 |
|  | setting | Saddle:Horizontal and Vertical Handlebar:Horizontal and Vertical |
|  | other | > VL-3127 saddle > Dipping handlebar > With bottle holder,without bottle |

> Easy-to-use electronic monitor that displays:speed,calories,distance,time,










New



PF0977

Package

- ※ N.W.: 70KGS; G.W.:77KGS;
- ※ AssemblySize:1645x620x1560MM;
- ※ CartonSize:1190X250X1085MM;
- ※ 20'/40'/40HQ:80/180/218PCS;

| | | |
|---|------------------------|---|
|  | use | Commercial |
|  | max.user weight | 136 kg / 299 lbs |
|  | flywheel | 22 kg / 48.5 lbs |
|  | brake | Magnetic braking system |
|  | drive | Belt |
|  | pedals | Aluminium(JD-308) SPD |
|  | monitor | SV-8507-78 |
|  | setting | Saddle:Horizontal and Vertical Handlebar:Horizontal and Vertical |
|  | other | > KX-6615 saddle > Dipping handlebar > Without bottle holder,without bottle > With aluminium hadlebar post and saddle post |

> Monitor:SV8507 15.6" TFT(Distance,speed,calories, time ,built in receiver, 32 level with APP youtube, netflix, Spotify, facebook, kinomap,twitter, instagram.Amazon)

New



PI1786

New

Package

- ※ N.W.: 45 KGS; G.W.: 50 KGS;
- ※ Assembly Size: 1405x620x1315 MM;
- ※ Carton Size: 1160X245X955 MM;
- ※ 20'/40'/40HQ: 101/204/248 PCS;

use **Home Use**

max.user weight 135 kg / 275 lbs

flywheel 15 kg / 44 lbs

brake Magnetic system

drive Belt

pedals Aluminium (JD-301)

monitor SV86122H

setting Saddle: Horizontal and Vertical
Handlebar: Horizontal and Vertical

other > DD-2681 saddle
> Dipping handlebar
> Without bottle holder without bottle

> Easy-to-use electronic monitor that displays: speed, calories, distance, time, scan, pulse

PMS



Handlebar



Saddle



Hindfoot canal



Emergency braking












Foot pedal

K58000

Package

- ※ N.W.: 85 KGS; G.W.: 102.5KGS;
- ※ AssemblySize: 1721x724x1637MM;
- ※ CartonSize: 1800X550X850MM;
- ※ 20'/40'/40HQ: 30/65/78 PCS;

| | | |
|---|------------------------|--|
|  | use | Commercial |
|  | max.user weight | 150 kg / 330 lbs |
|  | flywheel | 7 kg / 15.4 lbs |
|  | brake | Magnetic brake system |
|  | drive | Belt |
|  | stride | 50.8 cm / 20.0" stride |
|  | monitor | JS-10331 |
|  | setting | Incline adjustment: rear incline 5 levels |
|  | other | > Resitance 10 Levels |
| > CNT,DIST,TOTAL,CAL,RPM Scan Time,Pulse,16 Levels Built in Receiver,PMS system | | |



20.0" stride

Front Drive










Its long 50.8 cm / 20.0" stride and minimum separation between the pedals makes the exercise as comfortable as it is challenging



K29100

▼ Package

- ※ N.W.: 60KGS; G.W.:71KGS;
- ※ AssemblySize:1305x767x1325MM;
- ※ CartonSize:1280X380X890MM;
- ※ 20'/40'/40HQ:60/132/165PCS;

| | | |
|---|------------------------|---|
|  | use | Commercial |
|  | max.user weight | 150 kg / 330 lbs |
|  | flywheel | fan Wheel |
|  | brake | |
|  | drive | Belt |
|  | pedals | Aluminium(JD-304V) |
|  | monitor | JSD-10421 |
|  | setting | Saddle:Horizontal and Vertical |
|  | other | <ul style="list-style-type: none"> > KS-9068 saddle > Dipping handlebar > Alloy seat post |

> Easy-to-use electronic monitor that displays: speed, calories, distance, time, built receiver ,with WATT



Handlebar



Saddle



Adjustable air guide



Fly Wheel



Stabilizer

K29160


Package

- ※ N.W.: 60.5KGS; G.W.:68KGS;
- ※ AssemblySize:1305x765x1325MM;
- ※ CartonSize:1280X380X890MM;
- ※ 20'/40'/40HQ:60/132/165PCS;

 use **Commercial**

 max.user weight 150 kg / 330 lbs

 flywheel fan Wheel

 brake Magnetic system

 drive Belt

 pedals JD-307V

 monitor JS-10421

 setting Saddle:Horizontal and Vertical

 other

- > KX98-7 saddle
- > Dipping handlebar
- > Alloy seat post

> Easy-to-use electronic monitor that displays: speed, calories, distance, time, built receiver, with WATT



Handlebar



Saddle



Control valve



Adjustable air guide



Anterior crural canal

K29180

NEW

Package

- ※ N.W.: 64.6KGS; G.W.:76.6KGS;
- ※ AssemblySize:1330x767x1535MM;
- ※ CartonSize:1280X380X890MM;
- ※ 20'/40'/40HQ:60/132/165PCS;

| | | |
|--|-----------------|---|
| | use | Commercial |
| | max.user weight | 150 kg / 330 lbs |
| | flywheel | fan Wheel |
| | brake | Magnetic system |
| | drive | Belt |
| | pedals | Aluminium |
| | monitor | JD-307V |
| | setting | Saddle:Horizontal and Vertical |
| | other | > KX98-7 saddle > Dipping handlebar > Alloy seat post |

> Easy-to-use electronic monitor that displays: speed, calories, distance, time, built receiver, with WATT, 10inch TFT

PMS



TFT Monitor



Handlebar



Saddle



Power device



Adjustable air guide












Anterior crural canal

K22624

▼ Package

- ※ N.W.: 55.5KGS; G.W.:64.5KGS;
- ※ AssemblySize:1400x610x1260MM;
- ※ CartonSize:1320X275X890MM;
- ※ 20'/40'/40HQ:87/180/216PCS;

| | | |
|---|------------------------|---|
|  | use | Commercial |
|  | max.user weight | 150 kg / 330 lbs |
|  | flywheel | fan Wheel |
|  | brake | |
|  | drive | Belt/Chain |
|  | pedals | Aluminium |
|  | monitor | JS-10421 |
|  | setting | Saddle:Horizontal and Vertical |
|  | other | <ul style="list-style-type: none"> > KS-9068 saddle > Dipping handlebar > Alloy seat post |

> Easy-to-use electronic monitor that displays: speed, calories, distance, time, built receiver ,with WATT



K22607

AIR BIKE



Package

※ N.W.: 53KGS; G.W.:60KGS; ※ CartonSize:1320X275X890MM;
 ※ AssemblySize:1400X610X1260MM; ※ 20'/40'/40HQ: 87/180/216 PCS;

| | | |
|--|---|--------------------------|
| use Commercial | max.user weight 150 kg / 330 lbs | flywheel Fan Wheel |
| brake | drive Belt / Chain | pedals Aluminium JD-304V |
| monitor JS-10421 | setting Saddle: Horizontal and Vertical | |
| other > KS-9068 saddle > Dipping handlebar > With bottle holder,without bottle > Alloy seat post | | |

> Easy-to-use electronic monitor that displays:speed,calories, distance,time,built receiver ,with WATT

AIR BIKE

K22611



Package

※ N.W.: 55 KGS; G.W.:63 KGS; ※ CartonSize:1320X275X890MM;
 ※ AssemblySize:1315X610X1270MM; ※ 20'/40'/40HQ: 87/180/216 PCS;

| | | |
|--|---|--------------------------|
| use Commercial | max.user weight 150 kg / 330 lbs | flywheel Fan Wheel |
| brake | drive Belt / Chain | pedals Aluminium JD-304V |
| monitor JS-10421 | setting Saddle: Horizontal and Vertical | |
| other > KS-9068 saddle > Dipping handlebar > With bottle holder,without bottle > Alloy seat post | | |

> Easy-to-use electronic monitor that displays:speed,calories, distance,time,built receiver ,with WATT



K29600

AIR BIKE



Package

※ N.W.: 47.5 KGS; G.W.:54.5 KGS;
 ※ AssemblySize:1287X630X1263MM;

※ CartonSize:1220X265X760MM;
 ※ 20'/40'/40HQ: 111/240/268 PCS;

| | | |
|--|---|--------------------------|
| use Commercial | max.user weight 150 kg / 330 lbs | flywheel Fan Wheel |
| brake | drive Belt / Chain | pedals Aluminium JD-304V |
| monitor JS-10421 | setting Saddle: Horizontal and Vertical | |
| other > KS-9068 saddle > Dipping handlebar > With bottle holder,without bottle | | |

> Easy-to-use electronic monitor that displays:speed,calories, distance,time,built receiver ,with WATT



AIR BIKE

K29602



Package

※ N.W.: 48 KGS; G.W.:55 KGS;
 ※ AssemblySize:1287X630X1263MM;

※ CartonSize:1220X265X760MM;
 ※ 20'/40'/40HQ: 111/240/268 PCS;

| | | |
|--|---|--------------------------|
| use Commercial | max.user weight 150 kg / 330 lbs | flywheel Fan Wheel |
| brake | drive Belt / Chain | pedals Aluminium JD-304V |
| monitor JS-10421 | setting Saddle: Horizontal and Vertical | |
| other > KS-9068 saddle > Dipping handlebar > With bottle holder,without bottle | | |

> Easy-to-use electronic monitor that displays:speed,calories, distance,time,built receiver ,with WATT

PS6100

New


Package

- ※ N.W.: 23KGS; G.W.:27KGS;
- ※ AssemblySize:1034*520*1140MM;
- ※ CartonSize:860*180*720MM;
- ※ 20'/40'/40HQ:260/533/574PCS;

 use **Home Use**

 **max.user weight** 125 kg / 275 lbs

 **flywheel** 5 kg / 11 lbs

 **brake** Friction braking system and emergency lock

 **drive** Belt

 **pedals** Plastic(JD-301)

 **monitor** HS-6065

 **setting** Saddle:Horizontal and Vertical
Handlebar:Vertical

 **other** > DD-2681 saddle
> Foam handlebar

> Easy-to-use electronic monitor that displays:speed,calories,distance,time



Handlebar



Saddle



Pedal



Fly Wheel




Stabilizer

PS6199

New


Package


- ※ N.W.: 23.5KGS; G.W.:27.5KGS;
- ※ AssemblySize:1034*520*1140MM;
- ※ CartonSize:860*180*720MM;
- ※ 20'/40'/40HQ:260/533/574PCS;

 use **Home Use**

 **max.user weight** 125 kg / 275 lbs


 **flywheel** 5 kg / 11 lbs

 **brake** Magnetic system

 **drive** Belt

 **pedals** Plastic(JD-301)

 **monitor** TE-2360

 **setting** Saddle:Horizontal and Vertical
Handlebar:Vertical

 **other** > DD-2681 saddle
> Foam handlebar

> Easy-to-use electronic monitor that displays:speed,calories,distance,time



PS3290


Package

- ※ N.W.: 30.8KGS; G.W.:35KGS;
- ※ AssemblySize:1100x530x1132MM;
- ※ CartonSize:990X220X765MM;
- ※ 20'/40'/40HQ:168/360/420PCS;

 use **Home Use**

 **max.user weight** 125 kg / 275 lbs

 **flywheel** 6 kg / 13.2 lbs


 **brake** Magnetic system

 **drive** Belt

 **pedals** Plastic(JD-301)

 **monitor** TE-2390

 **setting** Saddle:Horizontal and Vertical
Handlebar:Vertical

 **other**

- > DD-004 saddle
- > Foam handlebar
- > With bottle holder,without bottle

> Easy-to-use electronic monitor that displays:speed,calories,distance,time,pulse

New



PS3298

New


Package


- ※ N.W.: 42KGS; G.W.:48.5KGS;
- ※ AssemblySize:1135*480*1160MM;
- ※ CartonSize:990*220*765MM;
- ※ 20'/40'/40HQ:168/360/420PCS;

 use **Home Use**

 **max.user weight** 125 kg / 275 lbs


 **flywheel** 6 kg / 13.2 lbs

 **brake** Friction braking system and emergency lock

 **drive** Belt

 **pedals** Plastic(JD-301)

 **monitor** X-3532

 **setting** Saddle:Horizontal and Vertical
Handlebar:Vertical

 **other** > DD-2681 saddle
> Foam handlebar

> Easy-to-use electronic monitor that displays:speed,calories,distance,time



Pms




Handlebar



Saddle



Pedal



Fly Wheel



Stabilizer

PE0798

New


Package

- ※ N.W.: 38KGS; G.W.:42KGS;
- ※ AssemblySize:1170*540*1350MM;
- ※ CartonSize:1025*205*870MM;
- ※ 20'/40'/40HQ:158/328/375PCS;

 use **Home Use**

 **max.user weight** 125 kg / 275 lbs


 **flywheel** 10 kg / 22 lbs

 **brake** Magnetic brake system and emergency lock

 **drive** Belt

 **pedals** Plastic(JD-302)

 **monitor** ST-6521

 **setting** Saddle:Horizontal and Vertical
Handlebar:Horizontal and Vertical

 **other** > DD-004 saddle
> Dipping handlebar

> Easy-to-use electronic monitor that displays: speed, calories, distance, time, built, receiver



Handlebar



Saddle



Pedal



Fly Wheel












Stabilizer

PD1900

▼ Package

- ※ N.W.: 55KGS; G.W.:61KGS;
- ※ AssemblySize:1280x503x1127MM;
- ※ CartonSize:1040X250X850MM;
- ※ 20'/40'/40HQ:122/258/303PCS;

| | | |
|---|------------------------|---|
|  | use | Commercial |
|  | max.user weight | 150 kg / 330 lbs |
|  | flywheel | 20 kg / 44 lbs |
|  | brake | Friction braking system and emergency lock |
|  | drive | Belt |
|  | pedals | Aluminium JD-304V |
|  | monitor | |
|  | setting | Saddle:Horizontal and Vertical Handlebar:Vertical |
|  | other | > DD-004 saddle > Dipping handlebar > With aluminium handlebar post and saddle post |

New



K16602

EXERCISE BIKE



Package

※ N.W.: 23.7 KGS; G.W.:26 KGS;
 ※ AssemblySize:910X519X1337MM;

※ CartonSize:815X250X610MM;
 ※ 20'/40'/40HQ: 248/498/536PCS;

| | | | |
|--|---|---|------------------------|
| | use Home Use | max.user weight 110 kg / 240 lbs | flywheel 5 kg / 11 lbs |
| | brake Magnetic system | drive Belt | pedals Plastic(JD-2B) |
| | monitor TE-2210 | setting Saddle: Horizontal and Vertical Handlebar:Fixed | |
| | other > DD-PVC98-2 saddle > Foam handlebar | | |

> Easy-to-use electronic monitor that displays:speed,calories, distance,time,pulse

RECUMBENT EXERCISE BIKE

K68200



Package

※ N.W.: 33 KGS; G.W.:36 KGS;
 ※ AssemblySize:1385X636X1100MM;

※ CartonSize:1305X270X590MM;
 ※ 20'/40'/40HQ: 136/288/317PCS;

| | | | |
|--|--|---|-------------------------|
| | use Home Use | max.user weight 125 kg / 275 lbs | flywheel 4 kg / 8.8 lbs |
| | brake Magnetic system | drive Belt | pedals Plastic(HT-115) |
| | monitor TE-2210 | setting Saddle:Horizontal Handlebar:Fixed | |
| | other > BC41013 saddle > Foam handlebar | | |

> Easy-to-use electronic monitor that displays:speed,calories, distance,time,pulse



K12800

EXERCISE BIKE

Manual



Package

※ N.W.: 33.5 KGS; G.W.: 38.5 KGS;

※ CartonSize: 1000X340X630MM;

※ AssemblySize: 985x510x1475MM;

※ 20'/40'/40HQ: 120/246/280 PCS;

use **Semi-professional** **max.user weight** 150 kg / 330 lbs **flywheel** 6kg/13.2lbs(Magnetic)

brake Magnetic brake system **drive** Belt **pedals** Plastic JD-45A

monitor ST-6572 **setting** Saddle: Horizontal and Vertical
Handlebar: Fixed

other > DD-004 saddle > Foam handlebar

> Easy-to-use electronic monitor that displays: speed, calories, distance, time, Pulse



EXERCISE BIKE

K12899

PMS



Package

※ N.W.: 33.5 KGS; G.W.: 39.5 KGS;

※ CartonSize: 1000X340X630MM;

※ AssemblySize: 1010x510x1475MM;

※ 20'/40'/40HQ: 120/246/280 PCS;

use **Semi-professional** **max.user weight** 150 kg / 330 lbs **flywheel** 6kg/13.2lbs(Magnetic)

brake Magnetic brake system **drive** Belt **pedals** Plastic JD-45A

monitor SM2580-67 **setting** Saddle: Horizontal and Vertical
Handlebar: Fixed

other > DD-004 saddle > Foam handlebar

> Easy-to-use electronic monitor that displays: speed, calories, distance, time, built in receiver, Pulse, Bluetooth connect with APP, 16 levels

PF0950

Magnetic SPIN BIKE



▼ Package

※ N.W.: 67 KGS; G.W.: 74 KGS;

※ CartonSize:1170X245X980MM;

※ AssemblySize:1540x610x1335MM;

※ 20'/40'/40HQ: 100/202/224 PCS;

| | | |
|--|---|-------------------------------|
| use Commercial | max.user weight 150 kg / 330 lbs | flywheel 20kg/44lbs(Magnetic) |
| brake Magnetic brake system | drive Belt | pedals Aluminium JD-304V SPD |
| monitor ST-6521 | setting Saddle: Horizontal and Vertical Handlebar: Horizontal and Vertical | |
| other > KS-9068 saddle > Dipping handlebar > With Aluminium handlebar post and saddle post | | |

> Easy-to-use electronic monitor that displays:speed,calories,distance ,time,built in receiver

Magnetic SPIN BIKE

PF0974



▼ Package

※ N.W.: 64.5KGS; G.W.:71KGS;

※ CartonSize:1190X250X1070MM;

※ AssemblySize:1700x620x1515MM;

※ 20'/40'/40HQ:80/180/220PCS;

| | | |
|--|---|-----------------------------------|
| use Commercial | max.user weight 150 kg / 330 lbs | flywheel 20 kg / 44 lbs(Magnetic) |
| brake Magnetic brake system | drive Belt | pedals Aluminium JD-304V |
| monitor TB1 | setting Saddle:Horizontal and Vertical Handlebar:Horizontal and Vertical | |
| other > DD-6619 saddle > Dipping handlebar | | |

> Easy-to-use electronic monitor that displays:speed,calories,distance,time,scan,pulse,PMS,USB,MP3,APP

PI1704

SPIN BIKE



▼ Package

※ N.W.: 53/52.5KGS; G.W.:56/57KGS;
※ AssemblySize:1430x520x1350MM;

※ CartonSize:1160X245X955MM;
※ 20'/40'/40HQ:101/204/248PCS;

| | | |
|---|--|--------------------------------|
| use Home Use | max.user weight 125 kg / 275 lbs | flywheel 20kg / 44 lbs |
| brake Friction braking system and emergency lock | drive Belt | pedals Aluminium JD-301 |
| monitor JY-81477 | setting Saddle: Horizontal and Vertical Handlebar: Horizontal and Vertical | |
| other > DD-2681 saddle > Dipping handlebar | | |

> Easy-to-use electronic monitor that displays:speed,calories,distance,time,pulse



SPIN BIKE

PI1727



▼ Package

※ N.W.: 48.5KGS; G.W.:54.5KGS;
※ AssemblySize:1400x630x1310MM;

※ CartonSize:1160X245X955MM;
※ 20'/40'/40HQ:101/204/248PCS;

| | | |
|---|--|---------------------------------|
| use Home Use | max.user weight 125 kg / 275 lbs | flywheel 18 kg / 39.6 lbs |
| brake Friction braking system and emergency lock | drive Belt | pedals Aluminium(JD-301) |
| monitor ST-6521 | setting Saddle:Horizontal and Vertical Handlebar:Horizontal and Vertical | |
| other > DD-2681 saddle > Dipping handlebar > Without bottle holder | | |

> Easy-to-use electronic monitor that displays:speed,calories,distance,time,Built in receiver

www.k-lifesport.com

PI1792

Magnetic SPIN BIKE



Magnetic SPIN BIKE

PI1796



▼ Package

※ N.W.: 50KGS; G.W.:55KGS;
 ※ AssemblySize:1410x620x1340MM;

※ CartonSize:1160X245X955MM;
 ※ 20'/40'/40HQ:101/204/248PCS;

| | | | | | |
|---------|--------------------------------------|-----------------|---|----------|-------------------|
| use | Home Use | max.user weight | 125 kg / 275 lbs | flywheel | 18 kg / 39.6 lbs |
| brake | Magnetic system | drive | Belt | pedals | Aluminium(JD-304) |
| monitor | SM-2531 | setting | Saddle:Horizontal and Vertical Handlebar:Horizontal and Vertical | | |
| other | > DD-2681 saddle > Dipping handlebar | | | | |

> Easy-to-use electronic monitor that displays:speed,calories,distance,time,scan,pulse,16 levels

▼ Package

※ N.W.: 52KGS; G.W.:57KGS;
 ※ AssemblySize:1410x620x1313MM;

※ CartonSize:1160X245X955MM;
 ※ 20'/40'/40HQ:101/204/248PCS;

| | | | | | |
|---------|-------------------------------------|-----------------|---|----------|-------------------|
| use | Home Use | max.user weight | 125 kg / 275 lbs | flywheel | 20 kg / 44 lbs |
| brake | Magnetic brake system | drive | Belt | pedals | Aluminium(JD-301) |
| monitor | XT-3032 | setting | Saddle:Horizontal and Vertical Handlebar:Horizontal and Vertical | | |
| other | > DD-004 saddle > Dipping handlebar | | | | |

> Easy-to-use electronic monitor that displays:speed,calories,distance,time,scan,pulse



PW5200


Package

- ※ N.W.: 27KGS; G.W.: 31KGS;
- ※ AssemblySize:1136*530*1212MM;
- ※ CartonSize: 890*250*760MM;
- ※ 20'/40'/40HQ: 168/357/396 PCS;

 use **Home Use**

 **max.user weight** 125 kg / 275 lbs


 **flywheel** 4 kg / 8.8 lbs


 **brake** Magnetic brake system and emergency lock

 **drive** Belt

 **pedals** Plastic(JD-301)

 **monitor** XT-3032

 **setting** Saddle:Horizontal and Vertical
Saddle:Vertical

 **other** > DD-004 saddle > Foam handlebar

> Easy-to-use electronic monitor that displays:speed,calories, distance,time, pulse

New



PU5000

Magnetic SPIN BIKE



Package

※ N.W.: 34 KGS; G.W.:40 KGS;
 ※ AssemblySize:1185X530X1400MM;

※ CartonSize:1090X270X910MM;
 ※ 20'/40'/40HQ: 108/222/250 PCS;

| | | | |
|--|--|---|---------------------------------|
| | use Home Use | max.user weight 125 kg / 275 lbs | flywheel 8 kg / 17.6lbs |
| | brake Magnetic system and emergency lock | drive Belt | pedals Aluminium(JD-301) |
| | monitor XT-3032 | setting Saddle:Horizontal and Vertical Handlebar:Vertical | |
| | other > DD-004 saddle > Foam handlebar > with plastic bottle holder | | |

> Easy-to-use electronic monitor that displays:speed,calories, distance,time, pulse



Magnetic SPIN BIKE

PV5100



Package

※ N.W.: 33 KGS; G.W.:40 KGS;
 ※ AssemblySize:1185X530X1345MM;

※ CartonSize:1020X260X910MM;
 ※ 20'/40'/40HQ: 116/246/272PCS;

| | | | |
|--|--|---|---------------------------------|
| | use Home Use | max.user weight 125 kg / 275 lbs | flywheel 8 kg / 17.6lbs |
| | brake Magnetic system and emergency lock | drive Belt | pedals Aluminium(JD-301) |
| | monitor XT-3032 | setting Saddle:Horizontal and Vertical Handlebar:Vertical | |
| | other > DD-004 saddle > Foam handlebar > with plastic bottle holder | | |

> Easy-to-use electronic monitor that displays:speed,calories, distance,time, pulse

www.k-lifesport.com

PK0100

SPIN BIKE



▼ Package

※ N.W.: 43.5KGS; G.W.:48KGS;

※ CartonSize:980X215X810MM;

※ AssemblySize:1195x505x1155MM;

※ 20'/40'/40HQ:158/324/388PCS;

| | | |
|--|--|---------------------------|
| use Home Use | max.user weight 125 kg / 275 lbs | flywheel 18 kg / 39.6 lbs |
| brake Friction braking system and emergency lock | drive Belt | pedals Aluminium JD-304 |
| monitor ST-6521 | setting Saddle:Horizontal and Vertical Handlebar:Vertical | |
| other > DD-2681 saddle > Dipping handlebar > With bottle holder,without bottle | | |

> Easy-to-use electronic monitor that displays:speed,calories,distance,time



Magnetic SPIN BIKE

PT1099



▼ Package

※ N.W.: 37KGS; G.W.:42KGS;

※ CartonSize: 1080*200*850MM;

※ AssemblySize:1215x540x1290MM;

※ 20'/40'/40HQ:154/320/363 PCS;

| | | |
|---|---|--------------------------|
| use Home Use | max.user weight 125 kg / 275 lbs | flywheel 7 kg / 15.4 lbs |
| brake Magnetic brake system | drive Belt | pedals Aluminium JD-301 |
| monitor TE-2300 | setting Saddle:Horizontal and Vertical Handlebar:Horizontal and Vertical | |
| other > DD-189 saddle > Dipping handlebar > With bottle holder,without bottle | | |

> Easy-to-use electronic monitor that displays:speed,calories,distance,time, pulse

www.k-lifesport.com

PS1002

SPIN BIKE



▼ Package

※ N.W.: 35KGS; G.W.: 39KGS;

※ CartonSize: 1010X190X765MM;

※ AssemblySize:1135x480x1159MM;

※ 20'/40'/40HQ: 189/381/447PCS;

| | | |
|--|--|---------------------------|
| use Home Use | max.user weight 125 kg / 275 lbs | flywheel 13 kg / 13.2 lbs |
| brake Friction braking system and emergency lock | drive Belt | pedals Plastic(JD-301) |
| monitor XT-3032 | setting Saddle:Horizontal and Vertical Handlebar:Vertical | |
| other > DD-004 saddle > foam handlebar > With bottle holder,without bottle | | |

> Easy-to-use electronic monitor that displays:speed,calories,distance,time



SPIN BIKE

PS0402



▼ Package

※ N.W.: 28KGS; G.W.: 32KGS;

※ CartonSize: 1010X190X765MM;

※ AssemblySize:1135x480x1160MM;

※ 20'/40'/40HQ: 189/381/442PCS;

| | | |
|--|--|--------------------------|
| use Home Use | max.user weight 125 kg / 275 lbs | flywheel 6 kg / 28.6 lbs |
| brake Friction braking system and emergency lock | drive Belt | pedals Plastic(JD-301) |
| monitor HS-6065 | setting Saddle:Horizontal and Vertical Handlebar:Vertical | |
| other > DD-2681 saddle > Foam handlebar | | |

> Easy-to-use electronic monitor that displays:speed,calories,distance,time,pulse

www.k-lifesport.com

PS1950

SPIN BIKE

New



▼ Package

※ N.W.: 33.5KGS; G.W.: 37.5KGS;

※ CartonSize: 1010X190X765MM;

※ AssemblySize:1205x525x1275MM;

※ 20'/40'/40HQ: 189/381/442PCS;

| | | | | | |
|--|---|--|---|--|--------------------------------|
| | use Home Use | | max.user weight 125 kg / 275 lbs | | flywheel 10 kg / 22 lbs |
| | brake Friction braking system and emergency lock | | drive Belt | | pedals Plastic(JD-301) |
| | monitor TE-2390 | | setting Saddle:Horizontal and Vertical Handlebar:Vertical | | |
| | other > DD-004 saddle > foam handlebar > With bottle holder,without bottle | | | | |

> Easy-to-use electronic monitor that displays:speed,calories,distance,time,pulse



SPIN BIKE

PS1999



▼ Package

※ N.W.: 28.5KGS; G.W.: 32.5KGS;

※ CartonSize: 1010X190X765MM;

※ AssemblySize:1132x480x1085MM;

※ 20'/40'/40HQ: 189/381/442PCS;

| | | | | | |
|--|--|--|---|--|---------------------------------|
| | use Home Use | | max.user weight 125 kg / 275 lbs | | flywheel 6 kg / 13.2 lbs |
| | brake Friction braking system and emergency lock | | drive Belt | | pedals Plastic(JD-301) |
| | monitor HS-6065 | | setting Saddle:Horizontal and Vertical Handlebar:Vertical | | |
| | other > DD-2681 saddle > Foam handlebar > With bottle holder,without bottle | | | | |

> Easy-to-use electronic monitor that displays:speed,calories,distance,time

www.k-lifesport.com

PR3199

Magnetic SPIN BIKE



Package

※ N.W.: 31 KGS; G.W.: 36 KGS;

※ CartonSize: 1065X220X900MM;

※ AssemblySize:1190x530x1250MM;

※ 20'/40'/40HQ: 132/272/298PCS;

| | | |
|--|--|--------------------------|
| use Home use | max.user weight 125 kg / 275 lbs | flywheel 6 kg / 13.2 lbs |
| brake Magnetic system | drive Belt | pedals Plastic JD-301 |
| monitor TE-2300 | setting Saddle:Horizontal and Vertical Handlebar:Vertical | |
| other > DD-004 saddle > Foam handlebar | | |

> Easy-to-use electronic monitor that displays:speed,calories,distance,time



Magnetic SPIN BIKE

PR3101



Package

※ N.W.: 31 KGS; G.W.: 36 KGS;

※ CartonSize: 1065X220X900MM;

※ AssemblySize:1245x530x1360MM;

※ 20'/40'/40HQ: 132/272/298 PCS;

| | | |
|---|--|--------------------------|
| use Home use | max.user weight 135 kg / 297 lbs | flywheel 6 kg / 13.2 lbs |
| brake Magnetic brake system | drive Belt | pedals Plastic JD-301 |
| monitor TE-2300 | setting Saddle:Horizontal and Vertical Handlebar:Vertical | |
| other > DD-004 saddle > Dipping handlebar > With bottle holder,without bottle | | |

> Easy-to-use electronic monitor that displays:speed,calories,distance,time,pulse

www.k-lifesport.com

PN1000

SPIN BIKE












Package

※ N.W.: 27 KGS; G.W.: 30 KGS;

※ CartonSize: 885X190X740MM;

※ AssemblySize:1106x645x1150MM;

※ 20'/40'/40HQ: 228/474/534PCS;

| | | |
|--|--|---|
|  use Home use |  max.user weight 125 kg / 275 lbs |  flywheel 10 kg / 22 lbs |
|  brake Friction braking system and emergency lock |  drive Belt |  pedals Plastic (JD-301) |
|  monitor HS-6065 |  setting Saddle:Horizontal and Vertical Handlebar:Vertical | |
|  other > DD-PVC98-2 saddle > Foam handlebar > Without bottle holder,without bottle | | |

> Easy-to-use electronic monitor that displays:speed,calories,distance,time



Magnetic SPIN BIKE

PN1098












Package

※ N.W.: 25 KGS; G.W.: 29 KGS;

※ CartonSize: 885X190X740MM;

※ AssemblySize:1040x645x1330MM;

※ 20'/40'/40HQ: 228/474/534 PCS;

| | | |
|--|--|--|
|  use Home use |  max.user weight 125 kg / 275 lbs |  flywheel 6 kg / 13.2 lbs |
|  brake |  drive Belt |  pedals Plastic (JD-301) |
|  monitor XT-3015 |  setting Saddle:Horizontal and Vertical Handlebar:Vertical | |
|  other > DD-PVC98-2 saddle > Foam handlebar > With bottle holder,without bottle | | |

> Easy-to-use electronic monitor that displays:speed,calories,distance,time,pulse

PM0203

SPIN BIKE












Package

※ N.W.: 49 KGS; G.W.: 54 KGS;

※ CartonSize: 1080X230X865MM;

※ AssemblySize:1275x510x1265MM;

※ 20'/40'/40HQ: 118/250/297PCS;

| | | |
|--|--|--|
|  use Home use |  max.user weight 125 kg / 275 lbs |  flywheel 20 kg / 44 lbs |
|  brake Friction braking system and emergency lock |  drive Chain |  pedals Aluminium JD-301 |
|  monitor HS-6079 |  setting Saddle:Horizontal and Vertical Handlebar:Horizontal and Vertical | |
|  other > DD-6619 saddle > Dipping handlebar > With bottle holder without bottle | | |

> Easy-to-use electronic monitor that displays:speed,calories,distance,time,pulse



SPIN BIKE

PM0206












Package

※ N.W.: 51 KGS; G.W.: 55 KGS;

※ CartonSize: 1030X230X865MM;

※ AssemblySize:1275x540x1260MM;

※ 20'/40'/40HQ: 122/258/309PCS;

| | | |
|---|--|---|
|  use Home use |  max.user weight 125 kg / 275 lbs |  flywheel 22 kg / 48.4lbs CNC |
|  brake Friction braking system and emergency lock |  drive chain |  pedals Aluminium JD-301 |
|  monitor CJ-345 |  setting Saddle:Horizontal and Vertical Handlebar:Horizontal and Vertical | |
|  other > DD-6619 saddle > Dipping handlebar > With bottle holder without bottle | | |

> Easy-to-use electronic monitor that displays:speed,calories,distance,time,pulse

www.k-lifesport.com

PJ2000

SPIN BIKE



Package

※ N.W.: 58 KGS; G.W.: 66.5 KGS;

※ CartonSize: 1065X265X890MM;

※ AssemblySize: 1185x620x1370MM;

※ 20'/40'/40HQ: 112/228/254PCS;

| | | |
|--|---|----------------------------|
| use Home use | max.user weight 150 kg / 330 lbs | flywheel 20kg/44 lbs (CNC) |
| brake Friction braking system and emergency lock | drive Belt | pedals Aluminium JD-304V |
| monitor | setting Saddle: Horizontal and Vertical Handlebar: Horizontal and Vertical | |
| other > DD-6619 saddle > Dipping handlebar | | |



SPIN BIKE

PJ2008



Package

※ N.W.: 65 KGS; G.W.: 70.8 KGS;

※ CartonSize: 1065X265X890MM;

※ AssemblySize: 1185x620x1370MM;

※ 20'/40'/40HQ: 112/228/254PCS;

| | | |
|--|---|------------------------------|
| use Semi-professional | max.user weight 150 kg / 330 lbs | flywheel 25 kg / 62.5lbs CNC |
| brake Friction braking system and emergency lock | drive Belt | pedals Aluminium JD-304V SPD |
| monitor SI-8210 | setting Saddle: Horizontal and Vertical Handlebar: Horizontal and Vertical | |
| other > DD-6619 saddle > Dipping handlebar | | |

> Easy-to-use electronic monitor that displays: speed, calories, distance, time temperature, but in receiver, Pulse, Bluetooth connect with APP

www.k-lifesport.com

PJ2054

SPIN BIKE












Package

※ N.W.: 57 KGS; G.W.: 65 KGS;

※ CartonSize: 1065X265X890MM;

※ AssemblySize:1185x620x1370MM;

※ 20'/40'/40HQ: 112/228/254PCS;

| | | | | | |
|--|--|---|---|--|-------------------|
|  use | Semi-professional |  max.user weight | 150 kg / 330 lbs |  flywheel | 20kg/44 lbs (CNC) |
|  brake | Friction braking system and emergency lock |  drive | Belt |  pedals | Aluminium JD-304V |
|  monitor | TE-2300 |  setting | Saddle:Horizontal and Vertical Handlebar:Horizontal and Vertical | | |
|  other | > DD-004 saddle > Dipping handlebar > With aluminium handlebar post and saddle post > Easy-to-use electronic monitor that displays:speed,calories,distance,time,pulse | | | | |

Magnetic SPIN BIKE

PJ2099












Package

※ N.W.: 57 KGS; G.W.:63 KGS;

※ CartonSize:1065X265X890MM;

※ AssemblySize:1185x620x1370MM;

※ 20'/40'/40HQ:112/228/254PCS;

| | | | | | |
|---|--|---|---|--|----------------------|
|  use | Semi-professional |  max.user weight | 150 kg / 330 lbs |  flywheel | 20kg/44lbs(Magnetic) |
|  brake | Magnetic brake system |  drive | Belt |  pedals | AluminiumJD-304V |
|  monitor | |  setting | Saddle: Horizontal and Vertical Handlebar: Horizontal and Vertical | | |
|  other | > DD-6619 saddle > Dipping handlebar > With handlebar post and saddle post | | | | |

www.k-lifesport.com



PH0100

SPIN BIKE



Package

※ N.W.: 33.5KGS; G.W.: 37.5KGS;
 ※ AssemblySize:1147x508x1130MM;

※ CartonSize: 1080X195X830MM;
 ※ 20'/40'/40HQ: 160/324/388PCS;

| | | |
|---|---|----------------------------------|
| use Home Use | max.user weight 125 kg / 275 lbs | flywheel 13 kg / 28.6 lbs |
| brake Friction braking system and emergency lock | drive Chain | pedals Plastic(JD-301) |
| monitor HS-6065 | setting Saddle:Horizontal and Vertical Handlebar:Vertical | |
| other > DD-2681 saddle > Dipping handlebar | | |
| > Easy-to-use electronic monitor that displays:speed,calories,distance,time | | |



SPIN BIKE

PE0710



Package

※ N.W.: 37KGS; G.W.:42KGS;
 ※ AssemblySize:1143x540x1100MM;

※ CartonSize:1025X205X870MM;
 ※ 20'/40'/40HQ:158/328/375PCS;

| | | |
|---|---|---------------------------------|
| use Home Use | max.user weight 125 kg / 275 lbs | flywheel 13 kg /28.6 lbs |
| brake Friction braking system and emergency lock | drive Belt | pedals Aluminium JD-301 |
| monitor TE-2300 | setting Saddle:Horizontal and Vertical Handlebar:Vertical | |
| other > DD-6619 saddle > Dipping handlebar > With bottle holder,without bottle | | |

www.k-lifesport.com

PD0404

SPIN BIKE












▼ Package

※ N.W.: 56KGS; G.W.: 61KGS;

※ CartonSize: 1040X250X850MM;

※ AssemblySize:1180x503x1127MM;

※ 20'/40'/40HQ: 122/258/303PCS;

| | | | | | |
|--|--|---|---|--|-----------------------|
|  use | Semi-professional |  max.user weight | 150 kg / 330 lbs |  flywheel | 20 kg / 44 lbs |
|  brake | Friction braking system and emergency lock |  drive | Belt |  pedals | Aluminium JD-304V SPD |
|  monitor | ST-6521 |  setting | Saddle:Horizontal and Vertical Handlebar:Horizontal and Vertical | | |
|  other | > DD-2681 saddle > Dipping handlebar > with bottle holder without bottle | | | | |

> Easy-to-use electronic monitor that displays:speed,calories,distance,time,temperature,built in recelver

SPIN BIKE

PD0454












▼ Package

※ N.W.: 52KGS; G.W.: 58KGS;

※ CartonSize: 1040X250X850MM;

※ AssemblySize:1280x503x1127MM;

※ 20'/40'/40HQ: 122/258/303PCS;

| | | | | | |
|---|---|---|---|--|-------------------|
|  use | Semi-professional |  max.user weight | 150 kg / 330 lbs |  flywheel | 20 kg / 44 lbs |
|  brake | Friction braking system and emergency lock |  drive | Belt |  pedals | Aluminium JD-304V |
|  monitor | ST-6521 |  setting | Saddle:Horizontal and Vertical Handlebar:Horizontal and Vertical | | |
|  other | > DD-004 saddle > Dipping handlebar > with bottle holder without bottle | | | | |

> Easy-to-use electronic monitor that displays:speed,calories,distance,time,temperature,built in recelver

www.k-lifesport.com



PC0102

SPIN BIKE



Package

※ N.W.: 44.5KGS; G.W.: 48.7KGS;

※ CartonSize: 1075X195X930MM;

※ AssemblySize:1210x540x1260MM;

※ 20'/40'/40HQ: 142/284/338PCS;

| | | |
|--|--|---------------------------|
| use Home Use | max.user weight 125 kg / 275 lbs | flywheel 18 kg / 39.6 lbs |
| brake Friction braking system and emergency lock | drive Chain | pedals Aluminium JD-301 |
| monitor | setting Saddle:Horizontal and Vertical Handlebar:Vertical | |
| other > DD-6619 saddle > Dipping handlebar > With bottle holder,without bottle | | |



SPIN BIKE

PC0118



Package

※ N.W.: 44KGS; G.W.: 49KGS;

※ CartonSize: 1075X195X930MM;

※ AssemblySize:1265x540x1255MM;

※ 20'/40'/40HQ: 142/284/338PCS;

| | | |
|--|--|---------------------------|
| use Home Use | max.user weight 125 kg / 275 lbs | flywheel 18 kg / 39.6 lbs |
| brake Friction braking system and emergency lock | drive Chain | pedals Aluminium JD-301 |
| monitor ST-3697 | setting Saddle:Horizontal and Vertical Handlebar:Vertical | |
| other > DD-27-1 saddle > Dipping handlebar > with bottle holder without bottle | | |

> Easy-to-use electronic monitor that displays:speed,calories,distance,time

www.k-lifesport.com

PC0207

SPIN BIKE



Package

※ N.W.: 43.5KGS; G.W.: 48.5KGS;

※ CartonSize: 1075X195X930MM;

※ AssemblySize:1210x540x1320MM;

※ 20'/40'/40HQ: 142/284/338PCS;

| | | | | | |
|--|---|--|--|--|----------------------------------|
| | use Home Use | | max.user weight 125 kg / 275 lbs | | flywheel 21 kg / 46.2 lbs |
| | brake Friction braking system and emergency lock | | drive Chain | | pedals Aluminium JD-301 |
| | monitor TE-2300 | | setting Saddle:Horizontal and Vertical Handlebar:Horizontal and Vertical | | |
| | other > DD-2681 saddle > Dipping handlebar > With bottle holder,without bottle | | | | |

> Easy-to-use electronic monitor that displays:speed,calories,distance,time



SPIN BIKE

PC1900



Package

※ N.W.: 52KGS; G.W.: 57.4KGS;

※ CartonSize: 1075X195X930MM;

※ AssemblySize:1250x540x1260MM;

※ 20'/40'/40HQ: 142/284/338PCS;

| | | | | | |
|--|---|--|--|--|----------------------------------|
| | use Home Use | | max.user weight 125 kg / 275 lbs | | flywheel 23 kg / 50.6 lbs |
| | brake Friction braking system and emergency lock | | drive Belt | | pedals Aluminium JD-301 |
| | monitor JY-81477 | | setting Saddle:Horizontal and Vertical Handlebar:Horizontal and Vertical | | |
| | other > DD-2681 saddle > Dipping handlebar > with bottle holder without bottle | | | | |

> Easy-to-use electronic monitor that displays:speed,calories,distance,time built in receiver

www.k-lifesport.com

PC0402

SPIN BIKE












▼ Package

※ N.W.: 49.7/51.5KGS; G.W.: 54.6/56.7KGS;

※ CartonSize: 1075X195X930MM;

※ AssemblySize:1151x503x1234MM;

※ 20'/40'/40HQ: 122/246/271PCS;

| | | | | | |
|--|--|---|---|--|-------------------|
|  use | Semi-professional |  max.user weight | 150 kg / 330 lbs |  flywheel | 20 kg / 44 lbs |
|  brake | Friction braking system and emergency lock |  drive | Belt |  pedals | Aluminium JD-304V |
|  monitor | HS-6065 |  setting | Saddle:Horizontal and Vertical Handlebar:Horizontal and Vertical | | |
|  other | > DD-6619 saddle > Dipping handlebar > With bottle holder,without bottle | | | | |

> Easy-to-use electronic monitor that displays:speed,calories,distance,time



Magnetic SPIN BIKE

PC0499












▼ Package

※ N.W.: 54 KGS; G.W.:60 KGS;

※ CartonSize:1075X250X930MM;

※ AssemblySize:1151x503x1234MM;

※ 20'/40'/40HQ: 122/246/271 PCS;

| | | | | | |
|---|--|---|---|--|----------------------|
|  use | Semi-professional |  max.user weight | 150 kg / 330 lbs |  flywheel | 20kg/44lbs(Magnetic) |
|  brake | Magnetic brake system |  drive | Belt |  pedals | Aluminium JD-304V |
|  monitor | |  setting | Saddle: Horizontal and Vertical Handlebar: Horizontal and Vertical | | |
|  other | > DD-6619 saddle > Dipping handlebar > With bottle holder,without bottle | | | | |

www.k-lifesport.com

PB1900

SPIN BIKE

HOT



Package

※ N.W.: 46KGS; G.W.: 52.5KGS;

※ CartonSize: 1115X230X865MM;

※ AssemblySize:1200x550x1187MM;

※ 20'/40'/40HQ: 120/252/300PCS;

| | | |
|--|--|---------------------------|
| use Home Use | max.user weight 125 kg / 275 lbs | flywheel 18 kg / 39.6 lbs |
| brake Friction braking system and emergency lock | drive Chain | pedals Aluminium JD-301 |
| monitor X-3541 | setting Saddle:Horizontal and Vertical Handlebar:Vertical | |
| other > DD-2681 saddle > Dipping handlebar > With bottle holder,without bottle | | |

> Easy-to-use electronic monitor that displays:speed,calories,distance,time



SPIN BIKE

PB0452



Package

※ N.W.: 46.5KGS; G.W.: 51.5KGS;

※ CartonSize: 1115X230X865MM;

※ AssemblySize:1200x550x1187MM;

※ 20'/40'/40HQ: 120/252/300PCS;

| | | |
|--|---|---------------------------|
| use Home Use | max.user weight 125 kg / 275 lbs | flywheel 18 kg / 39.6 lbs |
| brake Friction braking system and emergency lock | drive Belt | pedals Aluminium JD-301 |
| monitor TZ-2176 | setting Saddle:Horizontal and Vertical Handlebar:Horizontal and Vertical | |
| other > DD-2681 saddle > Dipping handlebar > with bottle holder,without bottle | | |

> Easy-to-use electronic monitor that displays:speed,calories,distance,time

www.k-lifesport.com

PA0700

SPIN BIKE



Package

※ N.W.: 52.4KGS; G.W.: 57.9KGS;

※ CartonSize: 1100X250X870MM;

※ AssemblySize:1250x503x1216MM;

※ 20'/40'/40HQ: 118/244/288PCS;

| | | | | | |
|---------|--|-----------------|---|----------|-------------------|
| use | Semi-professional | max.user weight | 150 kg / 330 lbs | flywheel | 20 kg / 44 lbs |
| brake | Friction braking system and emergency lock | drive | Belt | pedals | Aluminium JD-304V |
| monitor | | setting | Saddle:Horizontal and Vertical Handlebar:Horizontal and Vertical | | |
| other | > DD-6619 saddle > Dipping handlebar > With bottle holder,without bottle | | | | |



SPIN BIKE

PA0702



Package

※ N.W.: 52KGS; G.W.: 57.3KGS;

※ CartonSize: 1100X250X870MM;

※ AssemblySize:1250x503x1216MM;

※ 20'/40'/40HQ: 118/244/288PCS;

| | | | | | |
|---------|---|-----------------|---|----------|-------------------|
| use | Semi-professional | max.user weight | 150 kg / 330 lbs | flywheel | 20 kg / 44 lbs |
| brake | Friction braking system and emergency lock | drive | Belt | pedals | Aluminium JD-304V |
| monitor | ST-6521 | setting | Saddle:Horizontal and Vertical Handlebar:Horizontal and Vertical | | |
| other | > DD-6619 saddle > Dipping handlebar > with bottle holder ,without bottle | | | | |

> Easy-to-use electronic monitor that displays:speed,calories,distance,time temperature,built in receiver

www.k-lifesport.com

PA0725

SPIN BIKE












Package

※ N.W.: 52.3KGS; G.W.: 57.5KGS;

※ CartonSize: 1100X250X870MM;

※ AssemblySize:1250x503x1216MM;

※ 20'/40'/40HQ: 118/224/258PCS;

-  **use** **Semi-professional**  **max.user weight** 150 kg / 330 lbs  **flywheel** 20 kg / 44 lbs
-  **brake** Friction braking system and emergency lock  **drive** Belt  **pedals** Aluminium JD-304V SPD
-  **monitor** ST-6521  **setting** Saddle:Horizontal and Vertical
Handlebar:Horizontal and Vertical
-  **other** > DD-2681 saddle > Dipping handlebar > with bottle holder

> Easy-to-use electronic monitor that displays:speed,calories,distance,time,pulse,built in receiver

Magnetic SPIN BIKE

PA0798












Package

※ N.W.: 52.9 KGS; G.W.:58.5 KGS;

※ CartonSize:1100X250X870MM;

※ AssemblySize:1250x503x1216MM;

※ 20'/40'/40HQ: 118/244/288 PCS;

-  **use** **Semi-professional**  **max.user weight** 150 kg / 330 lbs  **flywheel** 20kg/44lbs(Magnetic)
-  **brake** Magnetic brake system  **drive** Belt  **pedals** Aluminium JD-304V
-  **monitor** TE-2300  **setting** Saddle: Horizontal and Vertical
Handlebar: Horizontal and Vertical
-  **other** > DD-6619 saddle > Dipping handlebar > With bottle holder,without bottle

> Easy-to-use electronic monitor that displays:speed,calories,distance ,time,Pulse

www.k-lifesport.com



P90100

SPIN BIKE

HOT



Package

※ N.W.: 47KGS; G.W.: 52.5KGS;










※ N.W.: 4KGS; G.W.: 5.3KGS;

※ AssemblySize:1260x550x1220MM;

※ CartonSize: 1115X230X865MM;

※ CartonSize: 490X365X160MM;

※ 20'/40'/40HQ: 114/220/258PCS;

| | | | | | |
|--|--|---|---|--|--------------------|
|  use | Semi-professional |  max.user weight | 135 kg / 298 lbs |  flywheel | 20 kg / 44 lbs |
|  brake | Friction braking system and emergency lock |  drive | Belt |  pedals | Aluminium (JD-304) |
|  monitor | ST-6521 |  setting | Saddle:Horizontal and Vertical Handlebar:Horizontal and Vertical | | |
|  other | > DD-6619 saddle > Dipping handlebar > With bottle holder,without bottle | | | | |

> Easy-to-use electronic monitor that displays:speed,calories,distance,time,Built in receiver



SPIN BIKE

P90200












Package

※ N.W.: 48.5KGS; G.W.: 56KGS;

※ AssemblySize:1260x550x1220MM;

※ CartonSize: 1115X230X865MM;

※ 20'/40'/40HQ: 120/252/300PCS;

| | | | | | |
|---|--|---|--|--|--------------------|
|  use | Semi-professional |  max.user weight | 135 kg / 298 lbs |  flywheel | 20 kg / 44 lbs |
|  brake | Friction braking system and emergency lock |  drive | Belt |  pedals | Aluminium (JD-304) |
|  monitor | |  setting | Saddle:Horizontal and Vertical Handlebar:Vertical | | |
|  other | > DD-6619 saddle > Dipping handlebar > with bottle holder , without bottle | | | | |

www.k-lifesport.com

P80303

SPIN BIKE



▼ Package

※ N.W.: 43KGS; G.W.: 48KGS;

※ CartonSize: 1075X235X850MM;

※ AssemblySize:1250x580x1130MM;

※ 20'/40'/40HQ: 110/220/270PCS;

| | | |
|--|--|---------------------------|
| use Home Use | max.user weight 125 kg / 275 lbs | flywheel 18 kg / 39.6 lbs |
| brake Friction braking system and emergency lock | drive Belt | pedals Aluminium (JD-301) |
| monitor HS-6053 | setting Saddle:Horizontal and Vertical Handlebar:Vertical | |
| other > DD-2681 saddle > Dipping handlebar > With bottle holder,without bottle | | |

> Easy-to-use electronic monitor that displays:speed,calories,distance,time,pulse



SPIN BIKE

P80307



▼ Package

※ N.W.: 43.5KGS; G.W.: 48KGS;

※ CartonSize: 1075X235X850MM;

※ AssemblySize:1250x580x1130MM;

※ 20'/40'/40HQ: 110/220/270PCS;

| | | |
|--|--|---------------------------|
| use Home Use | max.user weight 125 kg / 275 lbs | flywheel 18 kg / 39.6 lbs |
| brake Friction braking system and emergency lock | drive Chain | pedals Aluminium (JD-301) |
| monitor ST-3697 | setting Saddle:Horizontal and Vertical Handlebar:Vertical | |
| other > DD-2681 saddle > Dipping handlebar > with bottle holder , without bottle | | |

> Easy-to-use electronic monitor that displays:speed,calories,distance,time,pulse

www.k-lifesport.com

P70683

SPIN BIKE












▼ Package

※ N.W.: 49KGS; G.W.: 57KGS;

※ CartonSize: 1070X235X925MM;

※ AssemblySize: 1100x540x1200MM;

※ 20'/40'/40HQ: 122/246/280PCS;

| | | | | | |
|--|---|---|---|--|---------------------|
|  use | Semi-professional |  max.user weight | 135 kg / 297 lbs |  flywheel | 20 kg / 44 lbs |
|  brake | Friction braking system and emergency lock |  drive | Belt |  pedals | Aluminium (JD-304V) |
|  monitor | |  setting | Saddle: Horizontal and Vertical Handlebar: Horizontal and Vertical | | |
|  other | > KS-9068 saddle > Dipping handlebar > With bottle holder, without bottle | | | | |



Magnetic SPIN BIKE

P70696












▼ Package

※ N.W.: 51 KGS; G.W.: 57 KGS;

※ CartonSize: 1070X235X925MM;

※ AssemblySize: 1100x540x1200MM;

※ 20'/40'/40HQ: 122/246/280 PCS;










| | | | | | |
|---|--------------------------------------|---|---|--|----------------------|
|  use | Semi-professional |  max.user weight | 135 kg / 297 lbs |  flywheel | 20kg/44lbs(Magnetic) |
|  brake | Magnetic brake system |  drive | Belt |  pedals | Aluminium JD-304V |
|  monitor | |  setting | Saddle: Horizontal and Vertical Handlebar: Horizontal and Vertical | | |
|  other | > KS-9068 saddle > Dipping handlebar | | | | |

www.k-lifesport.com

P60201

▼ **Package**

- ※ N.W.: 27.2KGS; G.W.: 31.3KGS;
- ※ AssemblySize: 1020x500x1100MM;
- ※ CartonSize: 1000x200x710MM;
- ※ 20'/40'/40HQ: 206/422/457PCS;

| | | |
|---|------------------------|--|
|  | use | Home Use |
|  | max.user weight | 110 kg / 242 lbs |
|  | flywheel | 10 kg / 22 lbs |
|  | brake | Friction braking system and emergency lock |
|  | drive | Chain |
|  | pedals | Plastic(JD-2B 1/2") |
|  | monitor | HS-6065 |
|  | setting | Saddle:Horizontal and Vertical Handledar:Horizontal and Vertical |
|  | other | <ul style="list-style-type: none"> > DD-PVC 98-2 saddle > Foam handlebar <p>> Easy-to-use electronic monitor that displays: speed,calories,distance, time</p> |



P51651










COMMERCIAL SPIN BIKE

P51699












Package

※ N.W.: 69 KGS; G.W.: 77 KGS; ※ CartonSize: 1230X315X865MM;
 ※ AssemblySize:1350X610X1235MM; ※ 20'/40'/40HQ: 80/166/195 PCS;

-  **Commercial**  **max.user weight** 150 kg / 330 lbs  **flywheel** 22 kg / 48.4 lbs
-  **brake** Leather braking system and emergency lock  **drive** Belt  **pedals** Aluminium JD-304V SPD
-  **monitor**  **setting** Saddle:Horizontal and Vertical
Handlebar:Horizontal and Vertical
-  **other** > VL-9068E saddle > Dipping handlebar > With aluminium handlebar post and saddle post

Package

※ N.W.: 69 KGS; G.W.: 76 KGS; ※ CartonSize: 1230X315X865MM;
 ※ AssemblySize:1350X610X1235MM; ※ 20'/40'/40HQ: 80/166/195 PCS;

-  **Commercial**  **max.user weight** 150 kg / 330 lbs  **flywheel** 22 kg / 48.4 lbs
-  **brake** Leather braking system and emergency lock  **drive** Belt  **pedals** Aluminium JD-304
-  **monitor**  **setting** Saddle:Horizontal and Vertical
Handlebar:Horizontal and Vertical
-  **other** > DD-004 saddle > Dipping handlebar



P40552

SPIN BIKE












▼ Package

※ N.W.: 55KGS; G.W.: 60KGS;

※ CartonSize: 1060X215X860MM;

※ AssemblySize:1250x540x1250MM;

※ 20'/40'/40HQ: 144/302/336PCS;

| | | | | | |
|--|--|---|---|--|---------------------|
|  use | Semi-professional |  max.user weight | 150 kg / 330 lbs |  flywheel | 20 kg / 40 lbs(CNC) |
|  brake | Friction braking system and emergency lock |  drive | Belt |  pedals | Aluminium JD-304V |
|  monitor | |  setting | Saddle:Horizontal and Vertical Handlebar:Horizontal and Vertical | | |
|  other | > DD-6619 saddle > Dipping handlebar > With bottle holder without bottle | | | | |

SPIN BIKE

P40562












▼ Package

※ N.W.: 56 KGS; G.W.:60.5KGS;

※ CartonSize:1060X215X860MM;

※ AssemblySize:1245x529x1230MM;

※ 20'/40'/40HQ:144/302/336PCS;

| | | | | | |
|---|--|---|---|--|--------------------|
|  use | Semi-professional |  max.user weight | 150 kg / 330 lbs |  flywheel | 20 kg / 44 lbs |
|  brake | Friction braking system and emergency lock |  drive | Belt |  pedals | Aluminium(JD-304V) |
|  monitor | ST-6521 |  setting | Saddle:Horizontal and Vertical Handlebar:Horizontal and Vertical | | |
|  other | > DD-2681 saddle > Dipping handlebar > With bottle holder,without bottle | | | | |

> Easy-to-use electronic monitor that displays:speed,calories,distance,time,built in receiver,pulse

www.k-lifesport.com



P40593

SPIN BIKE



▼ Package

※ N.W.: 55KGS; G.W.: 59KGS;

※ CartonSize: 1060X215X860MM;

※ AssemblySize:1260x530x1280MM;

※ 20'/40'/40HQ: 140/302/336PCS;

 use **Semi-professional**
 max.user weight 150 kg / 330 lbs
  flywheel 20 kg / 44 lbs(CNC)

 brake Friction braking system and emergency lock
  drive Belt
  pedals Aluminium JD-304V

 monitor ST-6521
  setting Saddle:Horizontal and Vertical
Handlebar:Horizontal and Vertical

 other > DD-004 > Dipping handlebar > With aluminium handlebar post and saddle post

> Easy-to-use electronic monitor that displays:
speed,calories,distance,time,temperature built in receiver



SPIN BIKE

P41251



▼ Package

※ N.W.: 54 KGS; G.W.: 60 KGS;

※ CartonSize: 1060X215X860MM;

※ AssemblySize: 1250x540x1250MM;

※ 20'/40'/40HQ: 140/302/336PCS;

 use **Semi-professional**
 max.user weight 150 kg / 330 lbs
  flywheel 20 kg / 44 lbs(CNC)

 brake Friction braking system and emergency lock
  drive Belt
  pedals Aluminium JD-304

 monitor ST-7607
  setting Saddle:Horizontal and Vertical
Handlebar:Horizontal and Vertical

 other > DD-2681 saddle > Dipping handlebar > With bottle holder,without bottle

> Easy-to-use electronic monitor that displays:
speed,calories,distance,time,temperature built in receiver

www.k-lifesport.com

P30100

SPIN BIKE



▼ Package

※ N.W.: 45KGS; G.W.:49.5KGS;
 ※ AssemblySize:1270x510x1120MM;

※ CartonSize:1025X195X830MM;
 ※ 20'/40'/40HQ:162/336/405PCS;

| | | |
|---|--|----------------------------------|
| use Home Use | max.user weight 125 kg / 275 lbs | flywheel 18 kg / 39.6 lbs |
| brake Friction braking system and emergency lock | drive Belt | pedals Aluminium JD-301 |
| monitor ST-6521 | setting Saddle:Horizontal and Vertical Handlebar:Horizontal and Vertical | |
| other | > DD-6619 saddle > Dipping handlebar > With bottle holder,without bottle | |

> Easy-to-use electronic monitor that displays:speed,calories, distance ,time,built in receiver

SPIN BIKE

P30200



▼ Package

※ N.W.: 45 KGS; G.W.:49.5KGS;
 ※ AssemblySize:1260x540x1180MM;

※ CartonSize:1025X195X830MM;
 ※ 20'/40'/40HQ:162/336/405PCS;

| | | |
|---|--|----------------------------------|
| use Home Use | max.user weight 125 kg / 275 lbs | flywheel 18 kg / 39.6 lbs |
| brake Friction braking system and emergency lock | drive Belt | pedals Aluminium JD-301 |
| monitor ST-7607 | setting Saddle:Horizontal and Vertical Handlebar:Horizontal and Vertical | |
| other | > DD-2681 saddle > Dipping handlebar > With bottle holder,without bottle | |

> Easy-to-use electronic monitor that displays:speed,calories, distance ,time ,pulse

P20100

SPIN BIKE



▼ Package

※ N.W.: 39.5KGS; G.W.:44KGS;
 ※ AssemblySize:1270x510x1120MM;

※ CartonSize:1080X195X830MM;
 ※ 20'/40'/40HQ:162/324/388PCS;

| | | |
|---|---|----------------------------------|
| use Home Use | max.user weight 125 kg / 275 lbs | flywheel 18 kg / 39.6 lbs |
| brake Friction braking system and emergency lock | drive Belt | pedals Aluminium JD-301 |
| monitor HS-6079 | setting Saddle:Horizontal and Vertical Handlebar:Vertical | |
| other > DD-2681 saddle > Dipping handlebar > With bottle holder,without bottle | | |

> Easy-to-use electronic monitor that displays:speed,calories,distance,time,pulse



SPIN BIKE

P20153



▼ Package

※ N.W.: 35.3KGS; G.W.: 39.6KGS;
 ※ AssemblySize:1195x540x1190MM;

※ CartonSize: 1080X195X830MM;
 ※ 20'/40'/40HQ: 160/324/388PCS;

| | | |
|---|---|----------------------------------|
| use Home Use | max.user weight 125 kg / 275 lbs | flywheel 18 kg / 28.6 lbs |
| brake Friction braking system and emergency lock | drive Belt | pedals Aluminium (JD-301) |
| monitor TE-2300 | setting Saddle:Horizontal and Vertical Handlebar:Vertical | |
| other > DD-2681 saddle > Foam handlebar | | |

> Easy-to-use electronic monitor that displays:speed,calories,distance,time

www.k-lifesport.com

P11002

SPIN BIKE



▼ Package

※ N.W.: 33KGS; G.W.: 37.5GS;

※ CartonSize: 1080X195X830MM;

※ AssemblySize:1186x510x1120MM;

※ 20'/40'/40HQ: 160/324/388PCS;

| | | | | | |
|--|---|--|--|--|---------------------------|
| | use Home Use | | max.user weight 125 kg / 275 lbs | | flywheel 13 kg / 28.6 lbs |
| | brake Friction braking system and emergency lock | | drive Chain | | pedals Plastic(JD-301) |
| | monitor HS-6065 | | setting Saddle:Horizontal and Vertical Handlebar:Vertical | | |
| | other > DD-2681 saddle > Foam handlebar > With bottle holder,without bottle | | | | |

> Easy-to-use electronic monitor that displays:speed,calories,distance,time



SPIN BIKE

P10207



▼ Package

※ N.W.: 33KGS; G.W.: 37.5KGS;

※ CartonSize: 1080X195X830MM;

※ AssemblySize:1270x510x1120MM;

※ 20'/40'/40HQ: 160/324/388PCS;

| | | | | | |
|--|--|--|--|--|--------------------------------|
| | use Home Use | | max.user weight 125 kg / 275 lbs | | flywheel 13 kg / 28.6 lbs(CNC) |
| | brake Friction braking system and emergency lock | | drive Chain | | pedals Plastic(JD-301) |
| | monitor ST-6521 | | setting Saddle:Horizontal and Vertical Handlebar:Vertical | | |
| | other > DD-PVC98-2 saddle > Foam handlebar > With bottle holder without bottle | | | | |

> Easy-to-use electronic monitor that displays:speed,calories,distance,time,built in receiver

www.k-lifesport.com

P11027

SPIN BIKE

HOT



▼ Package

※ N.W.: 39.5KGS; G.W.: 46KGS;

※ CartonSize: 1080X195X830MM;

※ AssemblySize:1270x510x1120MM;

※ 20'/40'/40HQ: 160/324/388PCS;

| | | |
|---|---|----------------------------------|
| use Home Use | max.user weight 125 kg / 275 lbs | flywheel 18 kg / 39.6 lbs |
| brake Friction braking system and emergency lock | drive Belt | pedals Aluminium(JD-301) |
| monitor TE-2300 | setting Saddle:Horizontal and Vertical Handlebar:Vertical | |
| other > DD-2681 saddle > Dipping handlebar > With bottle holder,without bottle | | |

> Easy-to-use electronic monitor that displays:speed,calories,distance,time,scan



SPIN BIKE

P10454



▼ Package

※ N.W.: 37KGS; G.W.: 43.4KGS;

※ CartonSize: 1080X195X830MM;

※ AssemblySize:1080x195x830MM;

※ 20'/40'/40HQ: 160/324/388PCS;

| | | |
|--|---|---------------------------------|
| use Home Use | max.user weight 125 kg / 275 lbs | flywheel 15 kg / 33 lbs |
| brake Friction braking system and emergency lock | drive Belt | pedals Aluminium(JD-301) |
| monitor TE-2300 | setting Saddle:Horizontal and Vertical Handlebar:Vertical | |
| other > DD-2681 saddle > Foam handlebar > With bottle holder,without bottle | | |

> Easy-to-use electronic monitor that displays:speed,calories,distance,time,scan

www.k-lifesport.com

P00106

SPIN BIKE



▼ Package

※ N.W.: 39 KGS; G.W.: 44 KGS;

※ CartonSize: 1080X195X830MM;

※ N.W.: 3 KGS; G.W.: 4.5 KGS;

※ CartonSize: 485X290X245MM;

※ AssemblySize:1270x510x1120MM;

※ 20'/40'/40HQ: 139/284/318PCS;

| | | | | | |
|--|---|--|--|--|----------------------------------|
| | use Home Use | | max.user weight 125 kg / 275 lbs | | flywheel 18 kg / 39.6 lbs |
| | brake Friction braking system and emergency lock | | drive Belt | | pedals Aluminium(JD-301) |
| | monitor ST-6521 | | setting Saddle:Horizontal and Vertical Handlebar:Horizontal and Vertical | | |
| | other > DD-2681 saddle > Dipping handlebar > With bottle holder,without bottle | | | | |

> Easy-to-use electronic monitor that displays:speed,calories,distance,time,built in receiver



SPIN BIKE

P00130



▼ Package

※ N.W.: 40KGS; G.W.: 44.5KGS;

※ CartonSize: 1080X195X830MM;

※ AssemblySize:1270x510x1120MM;

※ 20'/40'/40HQ: 160/324/388PCS;

| | | | | | |
|--|---|--|---|--|----------------------------------|
| | use Home Use | | max.user weight 125 kg / 275 lbs | | flywheel 18 kg / 39.6 lbs |
| | brake Friction braking system and emergency lock | | drive Chain | | pedals Aluminium(JD-301) |
| | monitor X-3541 | | setting Saddle:Horizontal and Vertical Handlebar:Vertical | | |
| | other > DD-2681 saddle > Dipping handlebar > With bottle holder,without bottle | | | | |

> Easy-to-use electronic monitor that displays:speed,calories,distance,time,pulse

www.k-lifesport.com

P00142

SPIN BIKE



Package

※ N.W.: 41.5KGS; G.W.: 45.5KGS;
※ AssemblySize:1270x510x1120MM;

※ CartonSize: 1080X195X830MM;
※ 20'/40'/40HQ: 160/324/388PCS;

| | | |
|--|--|---------------------------|
| use Home Use | max.user weight 125 kg / 275 lbs | flywheel 18 kg / 39.6 lbs |
| brake Friction braking system and emergency lock | drive Chain | pedals Aluminium(JD-301) |
| monitor X-3541 | setting Saddle:Horizontal and Vertical Handlebar:Vertical | |
| other > DD-2681 saddle > Dipping handlebar > With bottle holder,without bottle | | |

> Easy-to-use electronic monitor that displays:speed,calories,distance,time,pulse



Magnetic SPIN BIKE

P01099



Package

※ N.W.: 40 KGS; G.W.:44 KGS;
※ AssemblySize:1270x510x1120MM;

※ CartonSize:1080X195X830MM;
※ 20'/40'/40HQ: 160/324/388PCS;

| | | |
|--|--|---------------------------------|
| use Home Use | max.user weight 125 kg / 275 lbs | flywheel 18kg/39.6lbs(Magnetic) |
| brake Magnetic brake system | drive Belt | pedals Aluminium JD-301 |
| monitor ST-7607 | setting Saddle: Horizontal and Vertical Handlebar: Vertical | |
| other > DD-6619 saddle > Foam handlebar > With bottle holder,with bottle | | |


> Easy-to-use electronic monitor that displays:speed,calories,distance ,time, Pulse

www.k-lifesport.com



| | | | | | | | | | | |
|-----------------------------------|-----------------------------------|-----------------------|----------------------------------|-----------------------|----------------------------------|--|------------------------------------|------------------------|--|--------------------------|
| <p>JY-81477 <i>Hot</i></p> | <p>JY-81577 <i>Hot</i></p> | <p>XT-3010</p> | <p>XLG-613</p> | <p>X-3541</p> | <p>X-3544</p> | <p>LT-9313</p> | <p>HR-1577</p> | <p>JS-10331</p> | <p>JS-10401</p> | <p>JS-10421</p> |
| <p>ST-3697</p> | <p>ST-7854</p> | <p>ST-6504</p> | <p>ST-6519</p> | <p>ST-6538</p> | <p>ST-6521 <i>Hot</i></p> | <p>ST-7607 (ST-6527-67)</p> | <p>ST-3611 (SLEVER)</p> | <p>ST-6572</p> | <p>SP1</p> | <p>CJ-345</p> |
| <p>SM2580-67</p> | <p>SM-2531</p> | <p>HS-6023</p> | <p>HS-6053 <i>Hot</i></p> | <p>HS-6065</p> | <p>HS-6079</p> | <p>HS-6012</p> | <p>HS-1011</p> | <p>XT-3032</p> | <p>TB1</p> | <p>SI-8210</p> |
| <p>TZ-2142</p> | <p>TZ-2168</p> | <p>TZ-2176</p> | <p>TE-2100</p> | <p>TE-2200</p> | <p>TE-2210</p> | <p>TE-2300</p> | <p>TE-2360</p> | <p>TE-2390</p> | <p>WP-1011 (Belt Chest)</p> | <p>SV-8507-78</p> |





JD-2B(1/2")-01
Plastic



JD-301(9/16")-02
Aluminium



JD-301(9/16")-03
Plastic



Shoes for SPD
Pedal



SR-168 for SPD



JD-304(9/16")-04
Aluminium



JD-304(9/16")-05 (S P D)
Aluminium



JD-304V(9/16")-06 Aluminium
(With bearing)



VP-S2(9/16")-07 (S P D)
Aluminium



WPD-E14-08
Aluminium



| | | | | | | | | | | | | |
|--------------------------|----------------------------|-----------------|-----------------|-----------------|-----------------------------|----------------------------|--------------------------|-------------------------------------|----------------------------|-----------------|------------------------------------|------------------------------------|
| KNOB-001 [Red] | KNOB-002 [White] | KNOB-003 | KNOB-004 | KNOB-005 | KNOB-006 [Yellow] | KNOB-007 [Black] | KNOB-008 [Red] | KNOB-009 [Red and yellow] | KNOB-010 [Black] | KNOB-011 | KNOB-012 [Red and Black] | KNOB-013 [Red and White] |
|--------------------------|----------------------------|-----------------|-----------------|-----------------|-----------------------------|----------------------------|--------------------------|-------------------------------------|----------------------------|-----------------|------------------------------------|------------------------------------|

| | | | | | | | | | | | |
|---------------------------------------|-----------------------------|--------------------------------|------------------|------------------|------------------|------------------|--------------------------------|----------------------------------|--------------------------------|--------------------------------|--------------------------------|
| KNOB-014 [Black and yellow] | KNOB-015 [yellow] | Absorber-001 [Shock] | WHEEL-001 | WHEEL-002 | WHEEL-003 | WHEEL-004 | HOLDER-001 (Plastic) | HOLDER-002 (Alumimium) | HOLDER-003 (Plastic) | HOLDER-004 (Plastic) | Allium Break (Brake) |
|---------------------------------------|-----------------------------|--------------------------------|------------------|------------------|------------------|------------------|--------------------------------|----------------------------------|--------------------------------|--------------------------------|--------------------------------|

| | | | | | | | | | | |
|--------------------------------|----------------------------------|-----------------------------------|--------------------------------|--------------------------------|-----------------------|------------------------|------------------------|----------------------|-----------------------|-----------------|
| BOTTLE-001 (Plastic) | BOTTLE-002 (Alumimium) | Stopper-001 (Alumimium) | Stopper-002 (Rubber) | Stopper-003 (Rubber) | Belt wheel-001 | Chain wheel-001 | Computer Holder | Handlebar Pad | Handlebar Pad2 | DUMBBELL |
|--------------------------------|----------------------------------|-----------------------------------|--------------------------------|--------------------------------|-----------------------|------------------------|------------------------|----------------------|-----------------------|-----------------|

| | | | | | | | |
|-----------------------------|-----------------------------------|-------------------------------------|-----------------------------------|------------------------------------|------------------------|--------------------------|------------------------|
| Crank-001 (1 pcs) | Crank-002 (3 Pcs Blank) | Crank-003 (3 Pcs Chromed) | Crank-004 (3 Pcs Black) | C rank-005 (3 Pcs Black) | iPad Holder-001 | iPhone Holder-001 | iPad Holder-002 |
|-----------------------------|-----------------------------------|-------------------------------------|-----------------------------------|------------------------------------|------------------------|--------------------------|------------------------|



厦门康百福体育用品

XIAMEN KLIFESPORT CO.,LTD



Product picture 2024

产品图册 2024

XIAMEN KLIFESPORT CO.,LTD | Website: www.k-lifesport.com
Add:No.82 Guankou Middle Road,Jimei,Xiamen China.361023
Tel:86-592-6372505/6372509 | Fax:86-592-6372501 | MB:+86-13799756027
E-mail:walter@k-lifesport.com
Contact:walter (vice president)



WhatsAPP



Wechat



www.k-lifesport.com

www.k-lifesport.com