

Spec.No. : 20210709005

File. No.: EnrSaver-AXXX

Ver: A/00

Date: 2021-07-09



Foshan EnrSaver New Energy Technology Co., Ltd

Specification For Approval

Customer Name Code		
Model	ESLB-200/48	
Description	15S2P-48V200Ah	
Effective Date	2021-07-09	
Made By	Checked By	Approved By
Jack Li		

Customer Confirmation	Company Name
	Signature
	Company Stamp

Factory address: No 407, Building A8, Hantian Industrial City, Shenhai Road, Nanhai District,
Foshan, Guangdong, China

Web: <https://enrsaver.com/>

Facebook: <https://www.facebook.com/EnrSaver>

Catalogue

1. Scope.....	3
2. The Specification Amendment/	3
3. Product or Cell testing conditions/.....	3
4. Standard /	3
4.1 Reference Standard/.....	3
4.2 Measuring Instrument and Apparatus/	3
4.3 Testing Conditions (Unless Specially Requirements)	3
5. Main specifications	4
5.1 Cell Battery specifications.....	5
5.2 Battery Pack specifications.....	6
5.3. Battery Management System	7
5.3.1 BMS function introduction.....	8
5.3.2 BMS Protect parameter.....	8-9
6. Appearance and structural dimensions	9-10
6.1 Main control box	
6.2 Installation drawing and description.	
6.3 Packaging of Battery Pack:	
7. Storage and Others	11
8. Appendix	11-13

Specification For Approval

1、Scope of application documents

The specification of this product is only applicable to the protection parameters of a rechargeable lithium-ion battery Product and cell designed by Foshan EnrSaver New Energy Technology Co., Ltd.

2、The Specification Amendment

If the raw materials, production processing, production system or battery usage environments & other conditions need to be changed, the amendment side needs provide the written advice to the other side, only the both sides come to agreement, the amendment will be effective.

3、Product or Cell testing conditions

It is recommended to use newly produced battery packs and new cells for related tests. Unless specified, testing and measurement shall be done under temperature of $20\pm 5^{\circ}\text{C}$ and relative humidity of 45~75%.

4、Standard

4.1 Reference Standard

GB 31241-2014

UL1642

GB/T 31486-2015

GB/T 31485-2015

GB/T 31484-2015

4.2 Measuring Instrument and Apparatus

.1 Dimension Measuring Instrument

The dimension measurement shall be implemented by instruments with equal or more precision scale of 0.02mm.

.2 Voltmeter

Standard class specified in the national standard or more sensitive class having inner impedance more than $10\text{k}\Omega/\text{V}$

.3 Ammeter

Standard class specified in the national standard or more sensitive class. Total external resistance including ammeter and wire is less than 0.01Ω .

.4 Impedance Meter

Impedance shall be measured by a sinusoidal alternating current method(1kHz LCR meter).

4.3 Testing Conditions (Unless Specially Requirements)

Atmosphere Pressure : 86~106kPa

Temperature: $20^{\circ}\text{C}\pm 5^{\circ}\text{C}$

Relative Humidity: $\leq 75\%$

Specification For Approval

5. Main specifications (IFP23140160-100Ah)

5.1 Cell Battery specifications

No	Item	General Parameter		Remark
		Typical	100Ah	
1	Rated Capacity	Typical	100Ah	Standard discharge after Standard charge
		Minimum	100Ah	
2	Nominal Voltage	3.2V		Mean Operation Voltage
3	Internal Impedance	$\leq 0.4m\Omega$		Under $20\pm 5^{\circ}C$ Environment Temperature , the Usage Frequency of Fully Charge (1KHz) , Use AC Internal Impedance test machine to test
4	Standard charge	Constant Current $0.5C_5A$ Constant Voltage 3.65V $0.02C_5A$ cut-off		Charge time : Approx2.5h
5	Rapid Charge	Constant Current $1C_5A$ Constant Voltage 3.65V $0.02C_5A$ cut-off		Charge time : Approx1.5h
6	Standard Charge Cut-off Voltage	3.65V		Voltage of the battery when the Charge is stopped
7	Standard Discharge Cut-off Voltage	2.5V		Voltage of the battery when the discharge is stopped
8	Standard discharge	Constant current $1C_5A$ end voltage 2.5 V		100A
9	Maximum discharge current	Constant current: $1C_5A$ end voltage: 2.5 V		$100A @ \cong 0^{\circ}C$
10	Dimension	Thickness: $48 \pm 0.5mm$		Initial Dimension
		Width: $120.6 \pm 0.8mm$		
		Height: $173.9 \pm 0.8mm$		
11	Weight	$1150g \pm 0.05kg$		APPROX
12	Operating Temperature Range	Temperature: $-20 \sim 60^{\circ}C$ Humidity: $\leq 65\%RH$		Recommended charge/discharge current $\leq 1I1$ (50A), when cell temperature is lower than $0^{\circ}C$, Recommended cool the cell, when cell temperature is higher than $60^{\circ}C$
13	Storage Temperature Range	$-20^{\circ}C \sim 25^{\circ}C$		Recommend ($25 \pm 3^{\circ}C$) ; $\leq 90\%RH$ storage moisture range.

Specification For Approval

5.2 Battery Pack specifications for single module

No	Item	General Parameter		Remark
1	Combination method	15S2P		
2	Rated Capacity	Typical	200Ah	Standard discharge after Standard charge (package)
		Minimum	196Ah	
3	Factory Voltage	48V-50.5V		Mean Operation Voltage
4	Voltage at end of Discharge	<=40.5V		Discharge Cut-off Voltage
5	Charging Voltage	54.6V		
6	Internal Impedance	≤100mΩ		Under 20±5°C Environment Temperature , the Usage Frequency of Fully Charge(1KHz) , Use AC Internal Impedance test machine to test
7	Max Charging Current (Icm)	100A		Ampere-meter ,Maximum allowable charging current of the battery pack
8	Limited Charging Voltage(Uc1)	54.6V		Volta-meter (Serial*3.6V) ,Battery pack safe charging voltage
9	Max Discharging current	100A		Maximum discharge current allowed by the battery pack
10	Discharge Cut-off voltage(Udo)	40.5V		Voltage of the battery when the discharge is stopped
11	Operation Temperature Range	Charge: 0~55°C		
		Discharge: -20~60°C		
12	Storage Temperature Range	-20°C~25°C		Recommend (25±3°C) ; ≤90%RH storage moisture range.
13	Single module Size/weight	680*442* 220mm /75Kg		1PCS of module weight: 90kg
	Main control box size/weight	/		/

Specification For Approval

5.3 System composition parameters				
No	Item	General Parameter		Remark
1	Combination method	PACK*2-15		Support 2 to 15 sets of battery pack to work in parallel or series
2	Rated Capacity	Typical	standard	Standard discharge after Standard charge (package)
3		Minimum	standard	
4	Factory Voltage	48V-50V		Mean Operation Voltage
5	Voltage at end of Discharge	<=40.5V		Discharge Cut-off Voltage
6	Charging Voltage	54.6V		3.6V/cell
7	Internal Impedance	≤100mΩ		Internal resistance measured at AC 1KHz after 50% charge The measure must uses the new batteries that within one week after shipment and cycles less than 5 times
8	Standard charge	standard		50A*number of parallel strings
9	Standard discharge	standard		100A* number of parallel strings
10	Maximum Continuous Charge Current	standard		50A* number of parallel strings
11	Maximum Continuous Discharge Current	standard		100A* number of parallel strings
12	Operation Temperature Range	Charge: 0~55℃		
13		Discharge: -20~60℃		
14	Storage Temperature Range	-20℃~25℃		Recommend (25±3℃) ; ≤90%RH storage moisture range.
15	System size	standard		
16	System weight	standard		
17				

Specification For Approval

5.3.1 Battery Management System 电池管理系统规范

A: BMS function introduction (BMS 功能介绍)

- 1) :The BMS is designed for 15 series lithium battery.
- 2) : The BMS have all functions which are : (该 BMS 系统具有以下一些功能)
 - .1 overcharge detection function (过充电保护功能)
 - .2 over discharge detection function (过放电保护功能)
 - .3 over current detection function (过电流保护功能)
 - .4 short detection function (短路保护功能)
 - .5 Temperature detection function 温度保护功能
 - .6 balance function (均衡功能)
 - .7 communicate function (通讯功能)
 - .8 Alarm function (告警功能,电量板显示)
 - .9 Total capacity function (总容量功能)
 - .10 Storage history function (存储历史记录功能)

B: BMS Protect parameter (电池管理系统保护参数) (software set)

Items	Details	Standard
Cell overcharge protection	Overcharge detection voltage	3.65±0.025V
	Overcharge detection delay time	Typical:1.0s
	Overcharge release voltage	3.4±0.05V
Cell over-discharge protection	Over-discharge detection voltage	2.7±0.5V
	Over-discharge detection delay time	Typical:1.0s
	Over-discharge release voltage	3.0±0.1V or charge
Over-current protection	discharge Over-current protection current1	120±10A
	discharge Over-current detection delay time 1	5S
	discharge Over-current protection current 2	200±10A
	discharge Over-current detection delay time 2	≤600m±50ms
	Charge Over-current protection current	120±10A
Short protection	Short protection current	300±50A
	Protection condition	Load short
	Detection delay time	≤30ms
	Protection release condition	Charging release
Temperature(T) protection	Charge high T protection	55±3℃
	Charge high T recover	50±5℃
	Discharge high T protection	65±5℃
	Discharge high T recover	55±5℃
	Charge low T protection	-5±5℃
	Charge low T recover	0±5℃
	Discharge low T protection	-20±5℃
	Discharge low T recover	-15±5℃
Balance	Balance threshold voltage	3.4V

Specification For Approval

Communication	It has CAN and RS485 ,RS232 standard communication interface, it real-time monitoring the capacity of battery bank, the voltage, current, environment temperature, and charging/discharging current, RS485,RS232,Baud rate:9600Kb/S, CAN common Baud rate:500K/S, Master address:CODE 1.slave address:2-15 ,any number Host software:
Alarm	It has over-temperature, over charge, under-voltage, over-current, short circuit alarm Function.

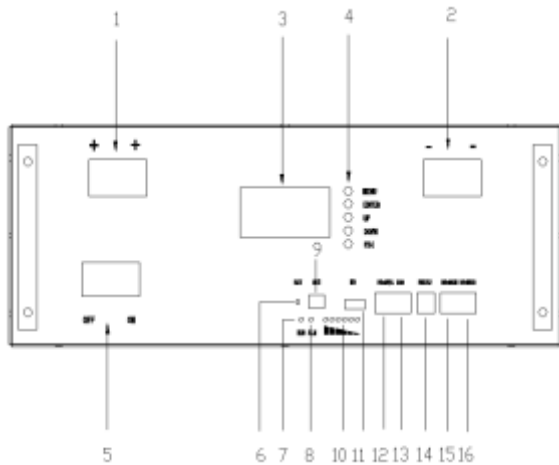
6. Appearance and structural dimensions 外观结构尺寸

There shall be no such defect as scratch, bur and other mechanical scratch, and the connector should be no rust dirt. The structure and dimensions see attached drawing of the product.

电池的表面应无明显的划痕毛刺及其其它机械划伤，外露的金属端子应无锈蚀污垢。

6.1 Main control box 外观

Battery module



No.	Description	Silk-screen	Remark
1	UES0600	P+ P+	Output terminal
2	UES0600	P- P-	Output terminal
3	LCD		
4	LCD Key		
5	Switch		
6	port Reset button	RST	For reset the batter
7	LED	RUN	Operation indicator
8	LED	ALM	Alarm indicator
9	Dial switch	ADS	Set the address
10	LED	CAPACITY	Capacity indicator
11	Do		
12	RS485A Port	RS485	RS485 and inverter connection port
13	CANbus Port	CANbus	CANbus and inverter connection port
14	RS232 Port	RS232	RS232 communication port
15	RS485B port	RS485	RS485 parallel communication interface

Specification For Approval

16	RS485B port	RS485	RS485 parallel communication interface
17			

If there is any change in the pin position of the communication line, the customer shall be notified in writing or provided with supporting communication wire. 通信线脚位如有变, 需书面知会客户或提供配套通信线材.

并机通信		RS485-8P8C 立式 RJ45 插座		RS485-8P8C 立式 RJ45 插座	
		RJ45 引脚	定义说明	RJ45 引脚	定义说明
		1	RS485-B	9, 16	RS485-B
		2	RS485-A	10, 15	RS485-A
对外通信		RS485/CAN 立式 RJ45 插座, 任选一种			
		RJ45 引脚	定义说明		
		4	CAN-H/RS485-B		
		5	AN-L/RS485-A		

6.2 SOC Indicator & Status Indicator Guides

Chart 1: Battery Status







					
SOC				ALARM	RUN

Chart 2: Battery Capacity
















status	charge				discharge			
SOC	L4 	L3 	L2 	L1 	L4 	L3 	L2 	L1 
0-25%	OFF	OFF	OFF	flash	OFF	OFF	OFF	light
25-50%	OFF	OFF	flash	light	OFF	OFF	light	light
50-75%	OFF	flash	light	light	OFF	light	light	light
>75%	flash	light	light	light	light	light	light	light
RUN LED 	light				flash			

Chart 3: LED flash mode

mode	light	off
Led Flash1	0.25S	3.75S
Led Flash2	0.5S	0.5S
Led Flash3	0.5S	1.5S

Chart4: LED flash mode

System status	Run status	RUN	ALM	SOC				REMARK
								
Power off	sleep	off	off	off	off	off	off	All led off
Stand by	normal	flash	off	off	off	off	off	Into stand by mode


Specification For Approval

charge	normal	light	off	Lighting for SOC				The high SOC LED flash2
	Alarm OCP	light	off	Lighting for SOC				The high SOC LED flash2
	OVP	Flash1		off	off	off	off	
	OTP, OCP	Flash1	Flash1	off	off	off	off	
discharge	normal	Flash3	off	Lighting for SOC				
	Alarm	Flash3	Flash3	Lighting for SOC				
	OTP, OCP, SOP	off	light	off	off	off	off	Discharge off, BMS into deep sleep mode and it without charge more than 48H
	UVP	off	off	off	off	off	off	Discharge off

Address Switch function (Only in Parallel) (地址设置)



Complete product image 完整产品图:



Specification For Approval

7.Storage and Others

7.1 Long Time Storage

If stored for a long time (don't used, exceed three months), the cell should be stored in drying and cooling place. The PACK is to be stored in a condition that the temperature of $23 \pm 2^{\circ}\text{C}$ and the humidity of 45%– 75%. Long-term use of unused batteries to recharge every 3 months. Ensure that the battery voltage is within the above range.

Appendix

Li-ion battery operation instructions and precautions

Preface

This document of 'Handling Precautions and Guideline Li-ion Rechargeable Batteries' shall be applied to the battery cells manufactured by EnrSaver.

Note (1) :

The customer is requested to contact Foshan EnrSaver New Energy Technology Co., Ltd. in advance, if and when the customer needs other applications or operating conditions than those described in this document. Additional experimentation may be required to verify performance and safety under such conditions.

Note (2) :

Foshan EnrSaver New Energy Technology Co., Ltd. will take no responsibility for any accident when the cell is used under other conditions than those described in this Document.

Note (3): 声明三

Foshan EnrSaver New Energy Technology Co., Ltd. will inform, in a written form, the customer of improvement(s) regarding proper use and handling of the cell, if it is deemed necessary.

Warning!

- Do not immerse the battery in water or allow it to get wet.
- Do not use or store the battery near sources of heat such as a fire or heater.
- Do not use any chargers other than those recommended by TGPRO.
- Do not reverse the positive(+) and negative(-) terminals.
- Do not connect the battery directly to wall outlets or car cigarette-lighter sockets.
- Do not put the battery into a fire or apply direct heat to it.
- Do not short-circuit the battery by connecting wires or other metal objects to the positive(+) and negative(-) terminals.
- Do not pierce the battery casing with a nail or other sharp object, break it open with a hammer, or step on it.
- Do not strike, throw or subject the battery to sever physical shock.
- Do not directly solder the battery terminals.
- Do not attempt to disassemble or modify the battery in any way.
- Do not place the battery in a microwave oven or pressurized container.
- Do not use the battery in combination with primary batteries (such as dry-cell batteries) or batteries of different capacity, type or brand.
- Do not use the battery if it gives off an odor, generates heat, becomes discolored or deformed, or appears abnormal in any way. If the battery is in use or being recharged, remove it from

Specification For Approval

the device or charger immediately and discontinue use.

Caution!

Do not use or store the battery where is exposed to extremely hot, such as under window of a car in direct sunlight in a hot day. Otherwise, the battery may be overheated. This can also reduce battery performance and/or shorten service life.

If the battery leaks and electrolyte gets in your eyes, do not rub them. Instead, rinse them with clean running water and immediately seek medical attention. If left as is, electrolyte can cause eye injury.