

Model No.

T7B or T7BS - B10 - 1 R 00 - A 1 - M0 -

T7B series - 100 A2 HW
 ISO 2 bolts 3019-2 mounting flange
T7BS series - SAE B 2 bolts
 J744 mounting flange

Displacement
 Volumetric displacement (ml/rev.)
 B02 = 5,8 B07 = 22,5 B11 = 35,0
 B03 = 9,8 B08 = 24,9 B12 = 41,0
 B04 = 12,8 B09 = 28,0 B14 = 45,0
 B05 = 15,9 B10 = 31,8 B15 = 50,0
 B06 = 19,8

Type of shaft T7B - T7BS
 2 = keyed (ISO R775)

Type of shaft T7BS
 1 = keyed (SAE B) Ø 22,2
 3 = splined (SAE B) 13 teeth
 4 = splined (SAE BB) 15 teeth

Modifications

Mounting w/connection variables
 4 bolts SAE flange J518

	T7B-T7BS		T7BS	
	Metric thread		UNC thread	
M0	M1	00	01	
P	1"	3/4"	1"	3/4"
S	1,1/2"			

Seal class
 1 = S1 BUNA N - 0,7 bar max. (for mineral oil)
 4 = S4 EPDM - 0,7 bar max. (for fire resistant fluids)
 5 = S5 VITON® - 0,7 bar max. (for mineral oil and fire resistant fluids)

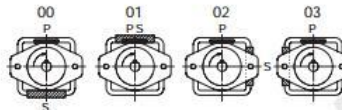
Design letter

Porting combination
 00 = standard

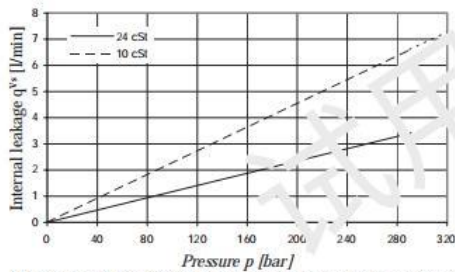
Direction of rotation (shaft end view)

R = Clockwise
 L = Counter-clockwise

P = Pressure port
 S = Suction port

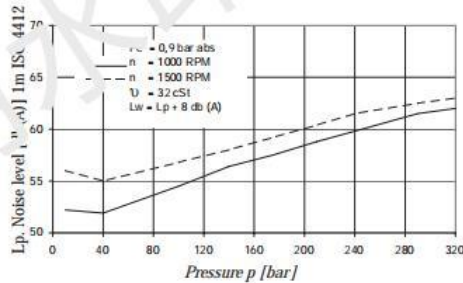


INTERNAL LEAKAGE (TYPICAL)

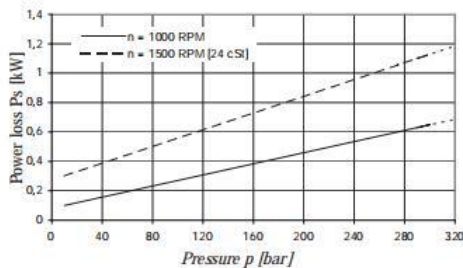


Do not operate pump more than 5 seconds at any speed or viscosity if internal leakage is higher than 50% of theoretical flow.

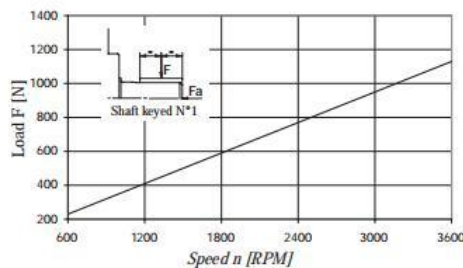
NOISE LEVEL (TYPICAL) - T7B - B10

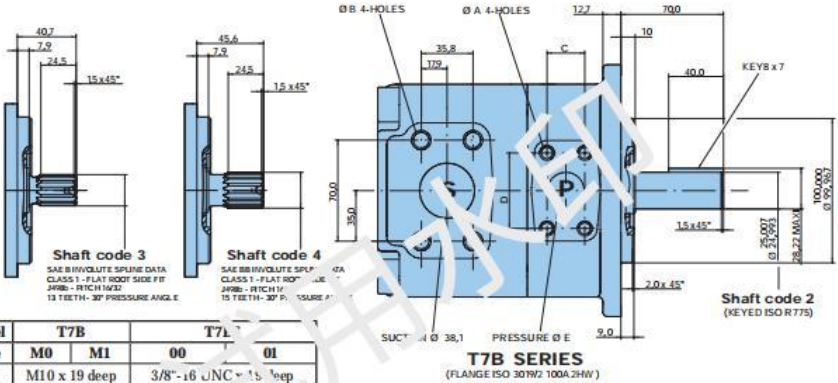
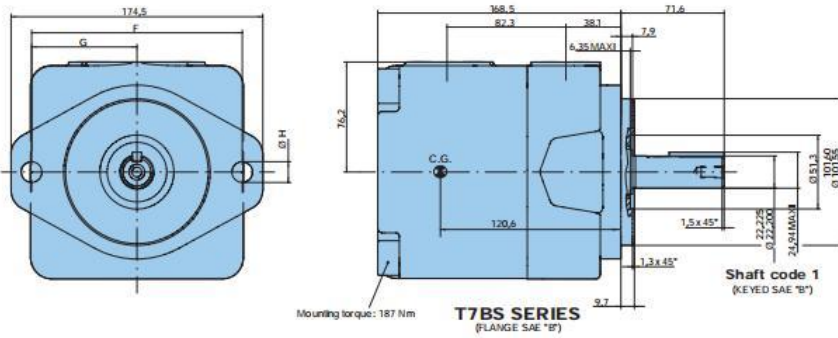


POWER LOSS HYDROMECHANICAL (TYPICAL)



PERMISSIBLE RADIAL LOAD





Model	T7B		T7L	
Code	M0	M1	00	01
Ø A	M10 x 19 deep	3/8"-16 UNC x 15 deep		
Ø B	M12 x 22,4 deep	1/2"-13 UNC x 24 deep		
C	26,20	22,25	26,20	22,25
D	52,4	47,65	52,4	47,65
Ø E	25,4	19,1	25,4	19,1
F	140		146	
G	70		73	
Ø H	14,0		14,3	

Shaft torque limits [ml/rev. x bar]	
Shaft	Vi x p max.
1	16500
2	20600
3	20600
4	20600

OPERATING CHARACTERISTICS - TYPICAL [24 cSt]

Pressure port	Series	Vi Volumetric displacement	Flow q _v [l/min] & n = 1500 RPM			Input power P [kW] & n = 1500 RPM		
			p = 0 bar	p = 140 bar	p = 320 bar	p = 7 bar	p = 140 abr	p = 320 bar
T7B T7BS	B02	5,8 ml/rev	8,7	7,0	4,8	0,5	2,6	5,4
	B03	9,8 ml/rev	14,7	13,0	10,8	0,6	4,0	8,6
	B04	12,8 ml/rev	19,2	17,5	15,3	0,6	5,0	11,0
	B05	15,9 ml/rev	23,9	22,2	20,0	0,7	6,1	13,5
	B06	19,8 ml/rev	29,7	28,0	25,8	0,7	7,5	16,6
	B07	22,5 ml/rev	33,7	32,0	29,9	0,8	8,5	18,8
	B08	24,9 ml/rev	37,4	35,7	33,5	0,8	9,3	20,7
	B09	28,0 ml/rev	42,0	40,3	38,1	0,9	10,4	23,2
	B10	31,8 ml/rev	47,7	46,0	43,8	0,9	11,7	26,2
	B11	35,0 ml/rev	52,5	50,8	48,9 ¹⁾	1,0	12,8	27,0 ¹⁾
	B12	41,0 ml/rev	61,5	59,8	57,9 ¹⁾	1,1	14,9	31,5 ¹⁾
	B14	45,0 ml/rev	67,5	65,8	63,9 ¹⁾	1,2	16,3	34,5 ¹⁾
	B15	50,0 ml/rev	75,0	73,3	71,6 ²⁾	1,3	18,1	35,7 ²⁾

1) B11 - B12 - B14 = 300 bar max. int. 2) B15 = 280 bar max. int.

