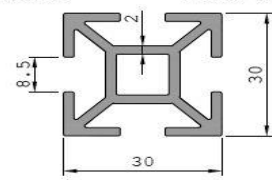
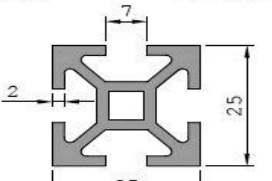
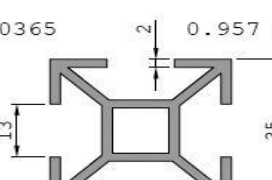
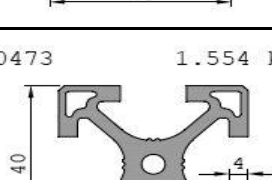
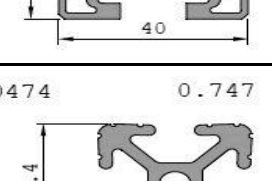
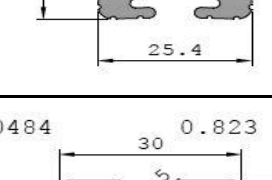
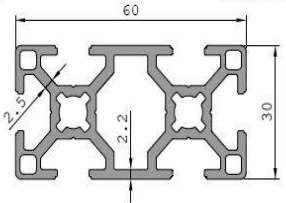
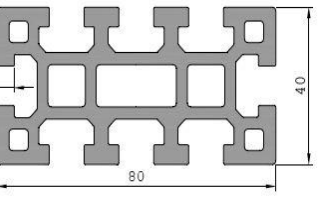
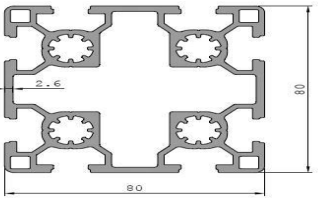
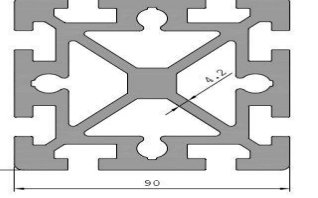
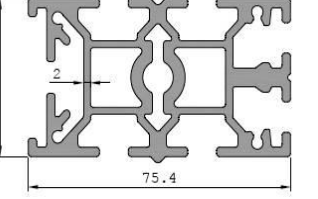
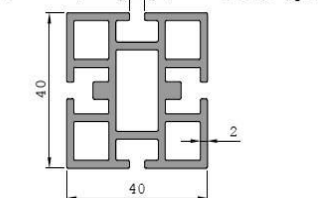
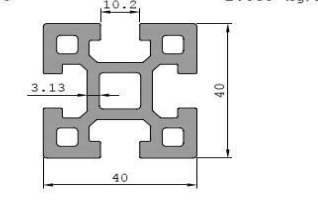
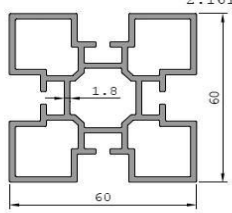
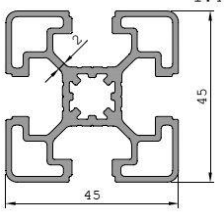
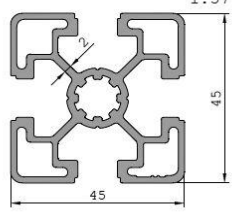
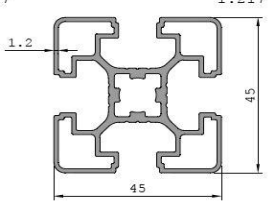
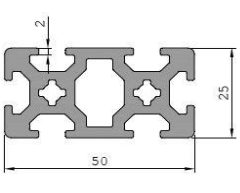
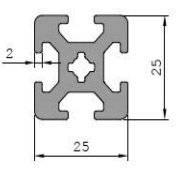
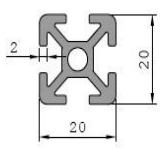


Slotted Profile Catalog

Image	Profile No.	Section No.	Width (mm)	Weight kg/m
20356 0.864 kg/m 	1	20356	30x30	0.864
20361 0.711 kg/m 	2	20361	25x25	0.711
20365 0.957 kg/m 	3	20365	35x35	0.957
20473 1.554 kg/m 	4	20473	40x40	1.554
20474 0.747 kg/m 	5	20474	25.4x25.4	0.747
20484 0.823 kg/m 	6	20484	30x30	0.823

<p>20485 1.534 kg/m</p> 	7	20485	60x30	1.534
<p>35005 3.794 kg/m</p> 	8	35005	80x40	3.794
<p>35067 4.307 kg/m</p> 	9	35067	80x80	4.307
<p>35052 10.315 kg/m</p> 	10	35052	90x90	10.315
<p>35060 2.876 kg/m</p> 	11	35060	75.4x41.28	2.876
<p>28976 1.573 kg/m</p> 	12	28976	40x40	1.573
<p>35006 2.059 kg/m</p> 	13	35006	40x40	2.059

<p>35039 2.161 kg/m</p> 	14	35039	60x60	2.161
<p>35105 1.483 kg/m</p> 	15	35105	45x45	1.483
<p>35108 1.577 kg/m</p> 	16	35108	45x45	1.577
<p>S4967 1.217 kg/m</p> 	17	S4967	45x45	1.217
<p>S5223 1.692 kg/m</p> 	18	S5223	50X25	1.692
<p>S5224 0.933 kg/m</p> 	19	S5224	25X25	0.933
<p>35116 0.490 kg/m</p> 	20	35116	20X20	0.490