

ULPX302.4F3-2P-V1-C

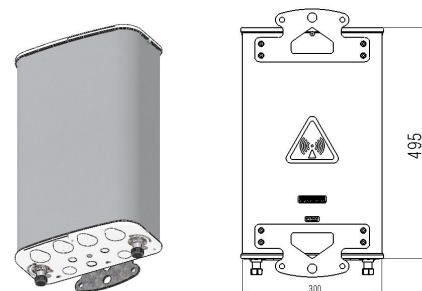
XX Pol Panel Antenna Diplexed 698-960/1710-2690MHz 65°/65° 10/13.5dBi 3°/3° FET

Electrical Specifications

Frequency Range (MHz):	698-960(R1)			1710-2690(Y1)		
	698-806	806-880	880-960	1710-1920	1920-2170	2490-2690
Gain (dBi):	9.5±0.5	9.5±0.5	9.8±0.5	12.0±0.5	13.0±0.5	14.5±0.5
Return Loss (dB):	>14(VSWR<1.5)					
Polarization:	±45°					
Horizontal 3dB Beamwidth (°):	72	75	72	72	68	58
Vertical 3dB Beamwidth (°):	42	38	33	21	18	15
Electrical Downtilt (°):	3					
1 st Upper Sidelobe Suppression (dB):	14	12	8	18	17	16+
Front to Back Ratio (dB):	23	23	23	23	23	23
Cross Polar Ratio 0° (dB):	15	15	15	15	15	15
Cross Polar Ratio ±60° (dB):	12	10	8	10	8	5
Isolation Port to Port (dB):	>25					
Intermodulation IM3 (dBc):	<-150 (2×43 dBm)					
Max. Power Per Port (W):	150			150		
Impedance (ohm):	50					
Lightning Protection:	DC Grounded					
Connector Type:	4.3-10 DIN Female					

Mechanical Data

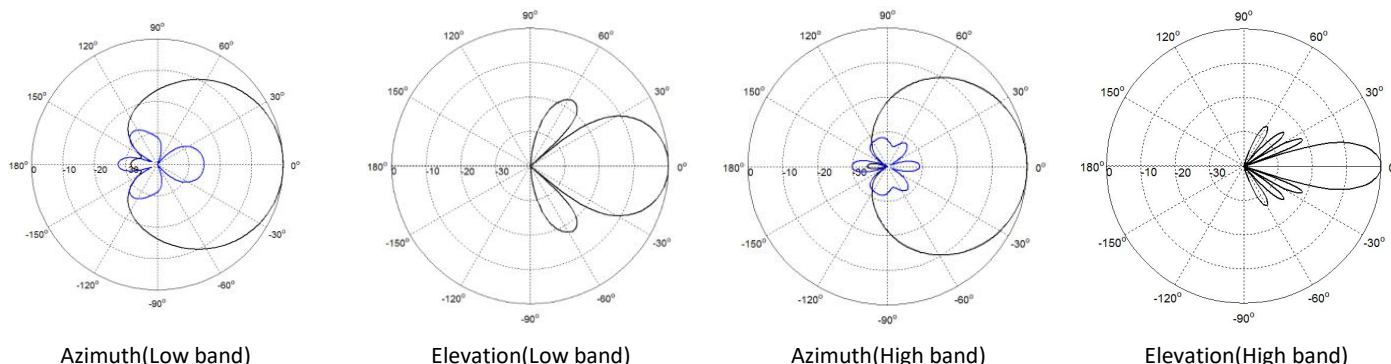
Antenna Dimensions (mm):	495×300×150
Packing Dimensions (mm):	710×380×240
Antenna Net Weight (kg):	6
Antenna Gross Weight (kg):	10
Radome Material:	PVC,UV Resistant
Pipe OD (mm):	30-50
Mounting Kits (Included):	BA.K.04.00047, Support Pole installation, Wall mounted installation



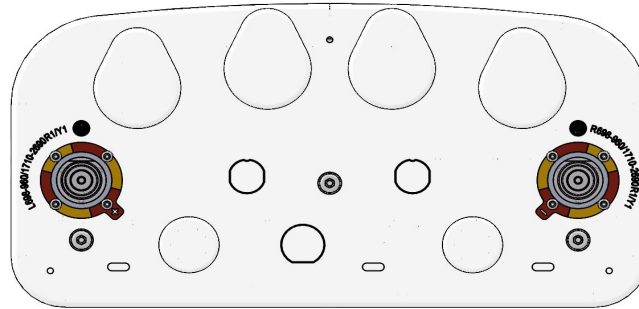
Environmental Ratings

Humidity:	95%RH@+30°C
Temperature (°C):	-40~+70
Wind Load @150 km/h (N):	Frontal/Lateral/Rearside: 203/58/255
Max. Wind velocity (km/h)	200

Typical Patterns



Bottom View



Correlation Table

Frequency range	Array	Connector
698-960MHz	R1	1-2
1710-2690MHz	Y1	1-2

