

LLPX310P-DH2-2C

XXXX Pol Panel Antenna 2×1710–2170/2×2490–2690MHz 65° 16/17dBi 2–12° /2–12° Replaceable RET

Electrical Specifications

Frequency Range (MHz):	2×1710-2170(B1,B2)			2×2490-2690(Y1,Y4)
	1710-1880	1920-2025	2025-2170	2490-2690
Gain (dBi):	15.7±0.5	16.0±0.5	16.3±0.5	16.5±0.5
Return Loss (dB):	>14 (VSWR<1.5)			
Polarization:	±45°			
Horizontal 3dB Beamwidth (°):	69	66	63	58
Vertical 3dB Beamwidth (°):	8.0	7.5	7.0	5.5
Electrical Downtilt (°):	2-12 Independently Continuously Adjustable			
RET Type:	Cascade SRET, AISG2.0, Upgradeable			
1 st Upper Sidelobe Suppression (dB):	15	15	15	15
Front to Back Ratio (dB):	24	24	24	24
Cross Polar Ratio 0° (dB):	15	15	15	15
Isolation Port to Port (dB):	>26			
Max. Power Per Port (W):	200			
Intermodulation IM3 (dBc):	<-150 (2×43 dBm)			
Impedance (ohm):	50			
Lightning Protection:	DC Grounded			

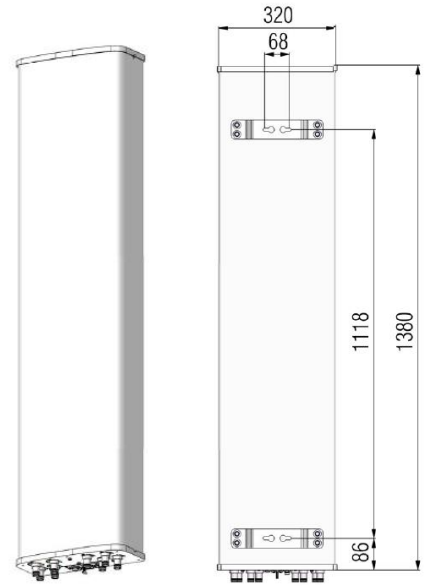
BASTA Electrical Specifications

Frequency Range(MHz):	2×1710-2170(B1,B2)			2×2490-2690(Y1,Y2)
	1710-1880	1920-2025	2025-2170	2490-2690
Average Gain by Beam Tilts (dBi):	2° 16.18	2° 16.31	2° 16.16	2° 16.54
	7° 16.26	7° 16.60	7° 16.17	7° 16.45
	12° 16.10	12° 16.42	12° 15.80	12° 16.14
Gain by all Beam Tilts Tolerance(dB):	±0.28	±0.27	±0.38	±0.51
Horizontal BeamwidthTolerance(°):	±2.58	±2.93	±2.51	±3.02
Vertical Beamwidth Tolerance(°):	±0.41	±0.30	±0.46	±0.44
Upper Side Lobe Suppression, Peak to 20°(dB):	15.03	16.19	15.56	15.21
Front to back Total Power at 180° ± 30°(dB)	24.52	25.11	24.86	24.09
CPR at Boresight(dB):	16.17	19.01	22.32	15.60

LLPX310P-DH2-2C

Mechanical Data

Antenna Dimensions (mm):	1380×320×140
Packing Dimensions (mm):	1605×405×230
Antenna Net Weight/Bracket (kg):	14.5 / 3.65
Antenna Gross Weight (kg):	20.5
Connector Type:	8×4.3-10 Female
Radome Material:	Fiberglass
Pipe OD (mm):	50-115
Mounting Kits (Included):	BA.K.04.00069421, Adjustable Downtilt 0°-16°



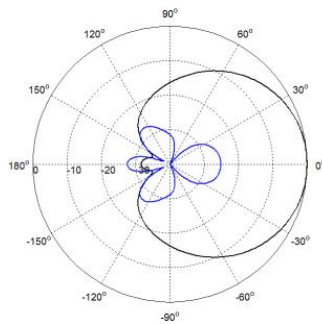
Environmental Ratings

Humidity:	95%RH@+30 °C
Temperature (°C):	-40 ~ +70
Wind Load @150 km/h (N):	Frontal/Lateral/Rearside: 504 / 134 / 685
Max. Wind velocity(km/h):	200

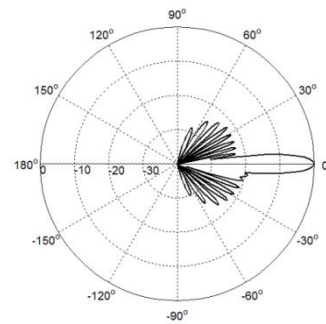
Internal RET Specifications

RET type:	Replaceable RET
RET protocol:	AISG2.0 /3GPP
Input voltage range(V):	10-30 DC
Power consumption(W):	< 5 (motor activated, single RET) < 1 (standby, single RET), < 1.5 (standby, 12V)
Adjustment time (full range) (s):	< 120 (typically, depending on antenna type)
RET connector:	1 pair of AISG 5 pin male & female
Pin assignment according AISG:	8pin circular connector conforming to IEC 60130-9 - Ed. 3.0
Lightning protection (kA):	5 (8/20 μs Differential mode), 8 (8/20 μs Common mode)

Typical Patterns



Azimuth

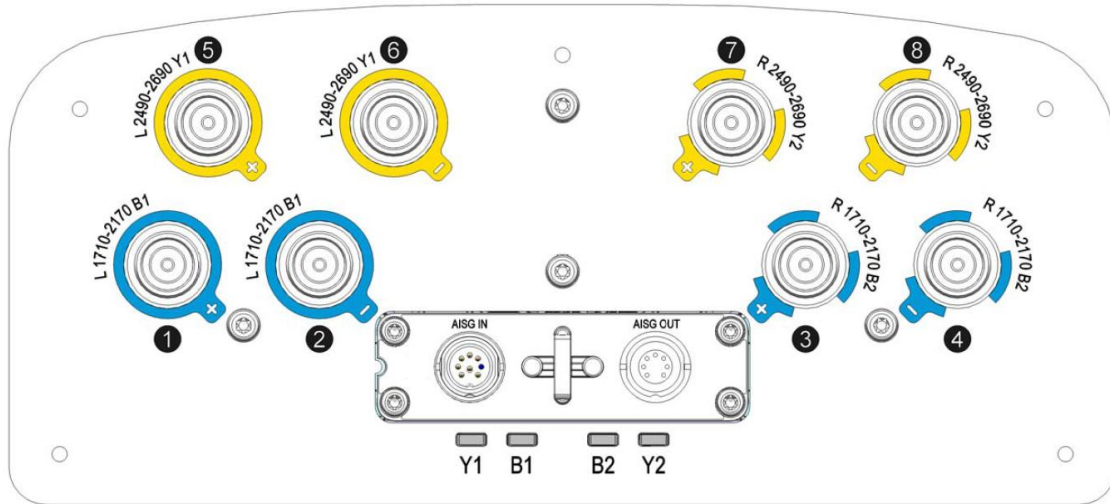


Elevation



LLPX310P-DH2-2C

Bottom View



Correlation Table

Frequency range	Array	Connector	RET S/N
1710–2170 MHz	B1	1-2	BRxxx.....1B1
1710–2170 MHz	B2	3-4	BRxxx.....2B2
2490–2690 MHz	Y1	5-6	BRxxx.....3Y1
2490–2690 MHz	Y2	7-8	BRxxx.....4Y2

