

Product Data Sheet

LLPX310P-2C



XX Pol Panel Antenna 2×1710-2690MHz 65° 17dBi 2°-12°Replaceable RET

Electrical Specifications

Frequency Range (MHz):	2×1710-2690(Y1,Y2)		
	1710-2170	2300-2490	2490-2690
Gain (dBi):	16.3±0.5	16.8±0.5	17.0±0.5
Return Loss (dB):	>14 (VSWR<1.5)		
Polarization:	±45°		
Horizontal 3dB Beamwidth (°):	68	63	56
Vertical 3dB Beamwidth (°):	8.2	6.8	6.0
Electrical Downtilt (°):	2-12 Independently Continuously Adjustable		
RET Type:	RET Cascade SRET, AISG 2.0, Upgradeable		
Upper Sidelobe Suppression (dB):	15		
Front to Back Ratio (dB):	>25		
Cross Polar Ratio 0° (dB):	>17		
Isolation Port to Port(dB):	>28		
Impedance (ohm):	50		
Intermodulation IM3 (dBc):	<-150 (2×43dBm)		
Max. Power Per Port (W):	200		
Lightning Protection:	DC Grounded		
Connector Type:	4×4.3-10 Female		

BASTA Electrical Specifications

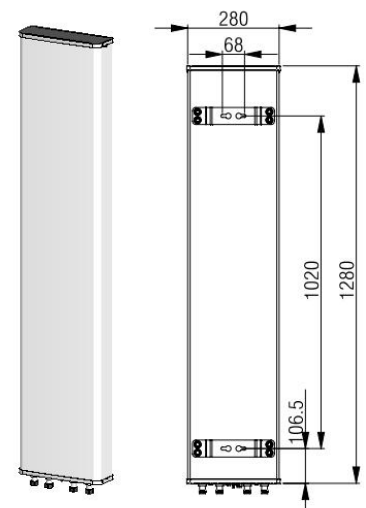
Frequency Range(MHz):	1710-2690(Y1,Y2)		
	1710-2170	2300-2490	2490-2690
Average Gain by Beam Tilts (dBi):	2° 16.45	2° 16.86	2° 16.74
	7° 16.23	7° 16.67	7° 16.42
	12° 15.94	12° 16.13	12° 16.05
Gain by all Beam Tilts Tolerance(dB):	±0.72	±0.92	±0.95
Horizontal Beamwidth Tolerance(°):	±3.94	±3.97	±4.01
Vertical Beamwidth Tolerance(°):	±1.08	±0.50	±0.26
Upper Side Lobe Suppression, Peak to 20°(dB):	15.15	15.32	15.55
Front to back Total Power at 180° ± 30°(dB)	25.66	25.52	25.23
CPR at Boresight(dB):	21.82	20.49	17.39

Mechanical Data

Antenna Dimensions (mm):	1280×280×90
Packing Dimensions (mm):	1600×365×185
Antenna Net Weight/Bracket (kg):	11/3.65
Antenna Gross Weight (kg):	19
Radome Material:	Fiberglass
Pipe OD (mm):	50-115
Mounting Kits (Included):	BA.K.04.00069421, Adjustable Downtilt 0°-16°

Environmental Ratings

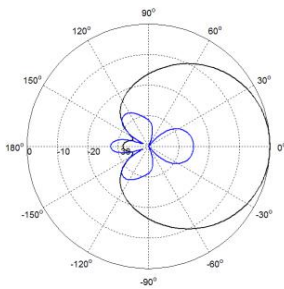
Humidity:	95%RH@+30°C
Temperature (°C):	-40~+70
Wind Load @150 km/h (N):	Frontal/Lateral/Rearside: 463/76/527
Max. Wind velocity(km/h):	200



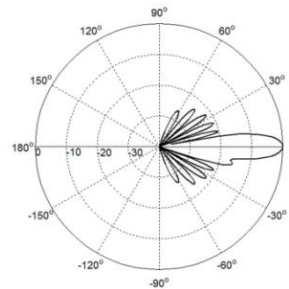
Internal RET Specifications

RET type:	Replaceable RET
RET protocol:	AISG2.0 /3GPP
Input voltage range(V):	10-30 DC
Power consumption(W):	< 5 (motor activated, single RET) < 1 (standby, single RET), < 1.5 (standby, 12V)
Adjustment time (full range) (s):	< 120 (typically, depending on antenna type)
RET connector:	1 pair of AISG 5 pin male & female
Pin assignment according AISG:	8pin circular connector conforming to IEC 60130-9 - Ed. 3.0
Lightning protection (kA):	5 (8/20 μ s Differential mode), 8 (8/20 μ s Common mode)

Typical Patterns

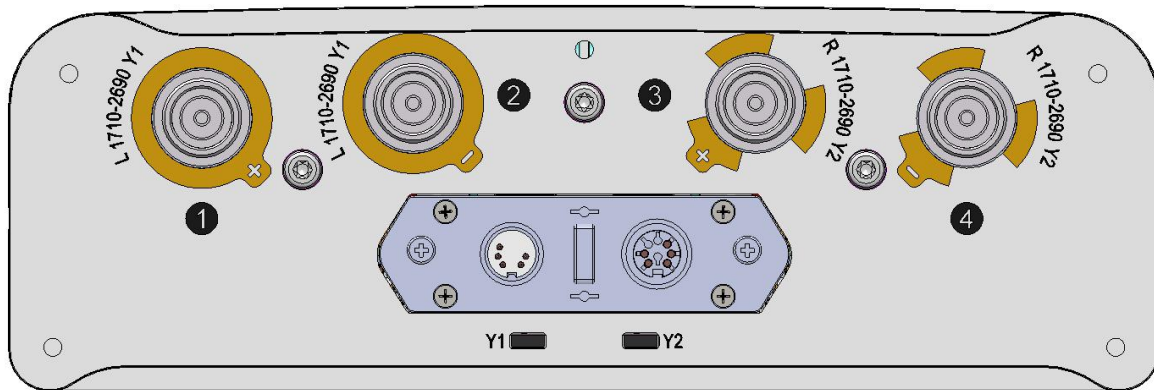


Azimuth



Elevation

Bottom View



Correlation Table

Frequency range	Array	Connector	RET S/N
1710–2690 MHz	Y1	1-2	BRxxx.....1Y1
1710–2690 MHz	Y2	3-4	BRxxx.....2Y2

