



Jinan G-CUT CNC Equipment Co., Ltd.

Add: Sunrise building, Beiyuan road, Licheng zone,  
Jinan City, Shandong Province, China

Tel: +8615610109411

Wechat No.+8615610109411

Whatsapp No.+8615610109411

E-mail: g\_cut@foxmail.com

Web:www.jngcut.com



Jinan G-CUT CNC Equipment Co., Ltd.

## About us

Known as one of the leading manufacturer and supplier of fibre laser cutting machine, CNC router, CO2 laser engraving and cutting machine, plasma cutter, laser marking machine, cutting plotter etc Jinan G-CUT CNC equipment Co.,Ltd was established in the year 2008. Our main office is located in Jinan, Shandong province, China.

Our products are widely used in craft and advertising industry, leather industry, signage making industry, apparel trimming industry, model and acrylic products industry, decoration and building material industry, textile industry, wood industry, medical microelectronics industry, spectacle frame industry, mechanical parts industry, hardware industry, metal engraving and cutting industry, as well as a wide variety of aerospace and automotive applications.

Rather than merely supplying single products, we offer solutions that can link ideas to productions, solutions that are practical in improving industrial automation, and solutions that are versatile for diversified applications. The integration of our machineries with software and systems offer our customers long-lasting advantages by reducing labour cost, management cost and down time while at the same time increasing flexibility, efficiency and output.

Our ultimate aim is client's satisfaction and meeting the expectations of our clients. For that we have a dedicated team of engineers and sellers, who are well talented and innovative. Our company managing idea is improving the high quality products for customers and providing the best services.

## Fiber laser cutting machine JY1530



## Features

- ◆ Fiber laser cutting machine adopts most sophisticated fiber laser, combining self-design gantry CNC machine and high strength welding body. After high temperature annealing and precision machining by large CNC milling machine, it has good rigidity and stability with imported high precision and fast speed, linear guide drive.
- ◆ Aluminum beam, advanced heat treatment process, high strength, light weight, good rigidity. It is mainly for cutting sheet metal below in high speed and high precision.
- ◆ Fiber laser has a series of advantages, such as high beam quality, high brightness, high conversion rates, stable and reliable operation of low cost. Low energy consumption, save energy consumption and protect environment. Photoelectric conversion rate is up to 25-30%. Low electric power consumption, it is only about 20%-30% of traditional CO2 machine. The laser source lifetime is more than 100,000 hours and almost free maintenance for life.

## Applications

JY fiber laser metal cutting machine is widely used in various industries, such as aerospace and automotive industry, advertising industry, decoration industry, kitchen and kitchen ware, engineering machinery, steel and iron, automobile, metal plate chassis, air-conditioner manufacturing, metal plate cutting, metal craft, building model, etc.

## Parameters

Model	JY1325	JY1530	JY2040	JY2060
Working area(mm)	1300×2500mm	1500×3000mm	2000×4000mm	2000×6000mm
Laser power (W)	300-4000W			
Laser wavelength	1070nm±10nm			
Max moving speed	120m/min			
Max cutting speed	30m/min			
Max acc. speed	1.5G			
Transmission	Double drive design, high precision rack gear and rail			
Driving system	Servo motor			
X Y positioning accuracy	±0.02mm			
X/Y repeat positioning accuracy	±0.02mm			
Working voltage	380V/50HZ			
Plate positioning	Automatic edge search positioning			

Exchange table fiber laser cutting machine JY1530E



Features

- ◆ Fiber sheet metal laser cutting machine adopts most sophisticated fiber laser, combining self-design gantry CNC machine and high strength welding body. After high temperature annealing and precision machining by large CNC milling machine, it has good rigidity and stability with imported high precision and fast speed, linear guide drive.
- ◆ Low energy consumption, save energy and protect environment. Photoelectric conversion rate is up to 25-30%.
- ◆ Low electric power consumption, it is only about 20%-30% of traditional CO2 machine. The laser source lifetime is more than 100,000 hours and almost free maintenance for life.
- ◆ Use high-energy auto-switching platform which research and develop independently, so that the exchange process can be completed in 10 seconds.

Applications

JY fiber laser metal cutting machine is widely used in various industries, such as aerospace and automotive industry, advertising industry, decoration industry, kitchen and kitchen ware, engineering machinery, steel and iron, automobile, metal plate chassis, air-conditioner manufacturing, metal plate cutting, metal craft, building model, etc.

Parameters

Model	JY1530E	JY2040E	JY2060E
Working size	1500×3000mm	2000×4000mm	2000×6000mm
Laser generator	RAYCUS MAX IPG		
Laser power	300W	500W 750W	1000W 1500W 3000W 4000W
Gross weight of the machine	15T		
Max moving speed	120M/MIN		
Max accelerated speed	1.5G		
X/Y position accuracy	±0.03mm		
X/Y repeat position accuracy	±0.02mm		
Transmission	Square rail and rack gear		
Working voltage	380V/50HZ		
Max loading of the worktable	1600KG		
Plate positioning	Automatic edge search positioning		

Fiber laser cutting machine for plate and tube



Features

- ◆ It is applicable to the flat sheet, square tube and tube cutting and alternatively, thus saving space, operating conveniently.
- ◆ The power of laser generator can be chosen freely. It is suitable for flat plate, round and square tube cutting from 0.5mm to 15mm. Round and square tube models can also be selected by the customer. It can do some technical cutting for the pipe from φ20 to φ160(round tube),from 20X20 to 110X110mm(square tube).For example, the curve cutting, heterotypic hole cutting, polygon cutting and so on.
- ◆ A dual-use machine: For both sheet and pipe cutting. With a high efficiency.
- ◆ Seiko manufacturing: The bed was treated by using thickwalled and seamless steel pipe welding, then by drawing temper, CNC milling machine finishing. And adopted high precision German square rail and gear racks, Japan Yaskawa servo motor.
- ◆ High quality round and square tube: it is customized by professional high-precision machine tool accessories factory; automatic feed pipe, automatic gripping positioning.

Applications


This machine is widely used in various industries, such as advertising industry, decoration industry, kitchen and kitchen ware, engineering machinery, steel and iron, automobile, metal plate chassis, air-conditioner manufacturing, metal plate cutting, metal craft, building model, etc

This fiber laser cutting machine is professional used in rapid cutting on metals. Both for metal plates, sheets, pipe, tube, round pipe and rectangle pipe, etc.

Parameters

Model	JY1530G	JY2030G
Laser generator	RAYCUS MAX IPG	
Laser power	500W/750W/1000W/1500W	
Driving system	Japan Servo motor and driver	
Laser head	Following laser head	
Guide rail	TAIWAN HIWIN linear guide rail	
Position accuracy	0.025mm	
Max running speed	60m/min	
Max cutting speed	80m/min	
Max accelerated speed	0.3G	
Graphic format supported	PLT,DXF,BMP,JPG,AI	
Diameter of round tube	φ20-φ160mm	
Diameter of square tube	20×20-110×110mm	

Fiber laser cutting machine with exchange table and cover JY1530CE



Features

- ◆ JY1530CE fiber laser cutting machine is adopted fully enclosed cover to guarantee safety and beauty. Use high-energy auto-switching platform which research and develop independently, so that the exchange process can be completed in 10 seconds.
- ◆ After high temperature annealing and precision machining by large CNC milling machine, the machine body has good rigidity and stability with imported high precision and fast speed, linear guide drive.

Applications

JY fiber laser metal cutting machine is widely used in various industries, such as aerospace and automotive industry, advertising industry, decoration industry, kitchen and kitchen ware, engineering machinery, steel and iron, automobile, metal plate chassis, air-conditioner manufacturing, metal plate cutting, metal craft, building model, etc.

Parameters

Model	JY1530CE	JY2040CE	JY2060CE
Working size	1500×3000mm	2000×4000mm	2000×6000mm
Laser generator	Raycus Max IPG		
Laser power	500W/750W/1000W/1500W/3000W		
Max moving speed	120m/min		
Max cutting speed	Decided by laser power and material thickness		
Max accelerated speed	1.5G		
Position accuracy	±0.03mm		
Repeat position accuracy	±0.02mm		
Table exchange time	< 30S		
Mode of exchange table	One key start to exchange table		
Protect device for the cover	Light curtain protection, Automatic exhaust fan, more EMERGENCY		
Max load of the worktable	1000KG		

Co2 laser engraving machine 4040/5030



Features

- ◆ Mini desktop laser engraving machine is newly developed craft engraving machine. It is of high speed and accuracy, stable performance, and can be placed conveniently on the desk. Smoke purifier can be specially installed.
- ◆ It is applied to small craft processing and a variety of engraving graphics and text on double-color board, wood, bamboo, acrylic, cloth, leather and other nonmetal material.
- ◆ It can carve the names, models, logos, design, date on the electronic components.
- ◆ It can do cutting, and max cutting thickness of acrylic is 10 mm.
- ◆ It can engrave all kinds of seal, such as on the material of horn, wood, red plastic, acrylic, ink pad, and so on.
- ◆ Up-down table and rotary device is optional.

Applications

- ◆ Suitable for small area craft processing. Engraving varies graphics and letter on double color board, wood, bamboo, organic glass, clothing, leather etc.
- ◆ Suitable for engraving on non-metal materials, all kinds of stamp, like horn, wood, red plastic, organic glass etc.
- ◆ Carve name, model, label, design and date on electronic parts.
- ◆ Cut acrylic and organic glass.

Parameters

Working size	500mm×300mm	400×400mm
Laser Power	40W/60W	40W
Laser Type	CO2 sealed glass	CO2 sealed glass
Max Engraving Speed	0-1200mm/s	0-1200mm/s
Working voltage	220v 50HZ	220v 50HZ
Min Character	Chinese letter 1.5mm English letter 1mm	
Total Power	≤1000W	
Working environment	Temperature:0-45℃ Humidity:5%-95%	
Graphic Format Supported	PLT DST、DXF、DWG、AI、LAS AutoCAD、CorelDRAW	
	CDR, AI, BMP, PLT, DXF, DWG, DST, LAS (Can transmit files directly from CorelDraw)	
Optional	Up and down table, rotary device	

Laser engraving and cutting machine JY6090/1280/1290/1390



Features

- ◆ Professional design for client in different industry, reasonable structure, pleased appearance & practical.
- ◆ High strength & high stable mechanical structure composed of high precision mould, machine moved stable, in high speed & precision, back-open design convenient for material process & no limit for material length.
- ◆ Adopt flight path design, special structure, little path deviation, high performance & easy adjustment.
- ◆ Update USB offline control system & large memory capacity to improve work speed & efficiency.
- ◆ Up and down table and Rotary device is optional.

Applications

- ◆ Advertising Industry: Acrylic, double color board & other advertising material engraving & cutting.
- ◆ Leather Industry: Engraving & through-carving on leather & cloth.
- ◆ Craft Industry: Engrave and cut on paper, wooden material, bamboo, leather, seashell & ivory material.
- ◆ Model Industry: Cutting for architectural model, Aviation and navigation model, wooden toy.
- ◆ Packaging Industry: Engrave & cut on rubber, composite board & Laser die board.
- ◆ Engrave & cut in decoration industry & electronic appliance industry materials

Parameters

Model	JY6090	JY1280	JY1290	JY1390
Working Area	600×900mm	1200×800mm	1200×900mm	1300×900mm
Optional parts	Motorized up and down table and rotary device			
Laser Type	Sealed-off Glass CO2 Laser Wavelength: 10.6um			
Laser Power	60W 60W/80W 100W/130W			
Laser Tube Cooling	Water cooling			
Control System and Driver	High Speed DSP control system, stepper motor, High subdivision driver			
Engraving Speed	0-1200mm/s			
Cutting Speed	0-600mm/s			
Voltage	AC220V/110V±10% 50HZ/60HZ			
Reposition Accuracy	≤±0.01mm			
Minimum Letter Size	Chinese : 1.5mm English :1mm			
Machine Power	≤1000W			
Working Environment	Temperature: 0—45℃ Humidity 5%—95% ( No condensate water)			
Supported Format	PLT、DST、DXF、DWG、AI、LAS AutoCAD、CorelDRAW PLT、DST、DXF、BMP、AI、Support AutoCAD、Corel Draw output directly			

Laser cutting bed 1318/1325/1625



Features

- ◆ In order to meet the requirement of high precision cutting, Y axis adopts round rails together with synchronous belt transmission; and X axis adopts imported square linear guide rails together with synchronous belt transmission which ensures the stability and precision when working with high speed.
- ◆ Smoke pipe moving with beam, unique closed design of smoke exhaust system eliminates smoke leaking, and ensures the perfect and clean working environment.
- ◆ Independent control cabinet with protective circuit increases the machine's property of anti-interference effectively. Automatic water alarm system, greatly improved the stability and safety of continuous working.
- ◆ LCD display, advance USB interface. Function of memory for power failure and continuous working from stop point and password setting.
- ◆ Software support file output directly from CorelDraw and AutoCAD
- ◆ The machine is CE certificated.
- ◆ With foot wheels and base cones, the machine is easy to move and fix.


Applications

Advertising industry: engraving and cutting on advertising materials such as acrylic, double color board and so on.  
 Leather and clothing industry: engraving and carving on leather and fabric.  
 Art & Craft industry: engraving and cutting on paper, wooden packing box, bamboo craft, leather, shell, ivory and so on.  
 Model industry: cutting on architectural model, aviation and navigation model, and wooden toys.  
 Packaging industry: engraving and cutting of printing rubber plate, and cutting of sandwich plate and die board cutting.  
 Decoration industry: engraving and cutting on electric products and relevant materials.

Parameters

Model	JY1318	JY1325	JY1625
Working Area	1300×1800mm	1300×2500mm	1600×2500mm
Laser Type	CO2 Sealed Laser Tube, Wavelength 10.6μm		
Laser Tube Power	60W, 80W, 100W, 150W, GSI200W, GSI280W		
Cooling System	Water Cooling		
Engraving Speed	0-1200mm/s		
Cutting Speed	0-600mm/s		
Working Voltage	AC220V/110V±10% 50HZ/60HZ		
Position Accuracy	≤±0.01mm		
Minimum Letter Size	Chinese: 1.5mm English: 1mm		
Consuming Power	≤2000W		
Running Environment	Temperature: 0-45℃ ; Humidity: 5%-95% (free of condensed water)		
Supported Format	PLT, DST, DXF, BMP, AI, Support AutoCAD, Coreldraw PLT, DST, DXF, BMP, AI, Support AutoCAD, CorelDraw Output Directly		

JY Small engraving machine



Features

- ◆ This kind of machine adopts imported special linear square rails, pretended slide block, good rigidity, no gap.
- ◆ Imported high precision ball screw, bright and clean, no mark at the bottom of the work piece engraved.
- ◆ The whole machine adopts cast iron structure and can maintain high precision during long term use.
- ◆ The spindle adopts 1500W frequency changing water-cooling motor drive, imported components, ensuring the long time stable work, maximum speed can run up to 24000 rpm, low noise and high precision.
- ◆ Imported circuit chip drive control, ensuring high reliability.
- ◆ Provided for the most advanced professional jewelry-design software, easy to learn and operate. The one who has basic computer knowledge can finish learning within half a day.

Applications

It is widely used in area of advertising, craft, breast card, name plate, model, 3D engraving, small metal engraving, acrylic and wood cutting etc.

Parameters

Model	JY3030	JY4040	JY6060	JY6090
Working area	300×300×120mm	400×400×120mm	600×600×120mm	600×900×120mm
Spindle power	1.5kw	1.5kw	1.5kw	1.5kw
Resolution	<0.02/300mm	<0.02/300mm	<0.02/300mm	<0.02/300mm
Spindle rotating speed	6000-24000mm	6000-24000mm	6000-24000mm	6000-24000mm
Tool diameter	φ3.165-6	φ3.175-6	φ3.175-6	φ3.175-6
Working voltage	220V 50HZ/60HZ	220V 50HZ/6HZ	220V 50HZ/60HZ	220VHZ 50HZ/60HZ

Advertising CNC router JY 6090/1212/1218/1224



Features

- ◆ Integrally welded lathe bed , solid and stable, high rigidity and long service time
- ◆ Imported high accuracy ball screw ensures more stable movement and high accuracy
- ◆ Aluminum decorated appearance , beautiful shape and magnificent
- ◆ Water-cooling brushless spindle, low noise, vigorous cutting strength and long time mass processing
- ◆ High performance subdivision driver ensures fast speed and high accuracy
- ◆ Adopt selected electrical parts with good design to minimize the breakdown rate
- ◆ Processing time estimation and continuation at stop point in case of power failure or on the following day
- ◆ Supports TYPE3/ARTCAM/WENTAI and several kinds of CAD/CAM design software.

Applications

It is widely used in area of advertising, craft, breast card, name plate, model, 3D engraving, small metal engraving, acrylic and wood cutting etc.

Parameters

Model	JY6090	JY1212	JY1218	JY1224
Working size	600×900×100mm	1200×1200×100mm	1200×1800×100mm	1200×2400×100mm
Max engraving speed	6000mm/min	6000mm/min	6000mm/min	6000mm/min
Spindle	1500W	1500W	1500W	1500W
Spindle rotating speed	6000-24000rpm	6000-24000rpm	6000-24000rpm	6000-24000rpm
tool diameter	Φ3.175mm,Φ6mm	Φ3.175mm,Φ6mm	Φ3.175mm,Φ6mm	Φ3.175mm,Φ6mm
Working voltage	AC220V/50HZ	AC220V/50HZ	AC220V/50HZ	AC220V/50HZ

Woodworking CNC router  
1325/2030/2040



Features

- ◆ Welded structure by thick profiled steel, stabilized under high temperature, ensures minimum distortion, excellent rigidity and powerful strength.
- ◆ Y axis with double motor driving ensure stable and smooth movement of the machine. High precision rack gear transmission ensures fast speed and high accuracy.
- ◆ Optimized mechanical and electrical design with well-selected brand parts minimizes breakdown rate.
- ◆ Spindle with high power enables powerful cutting strength.
- ◆ Function of continuous working at stop point by power failure.
- ◆ Vacuum adsorption device is optional.


Applications

Efficient manufacturing of wooden products, advertising billboard, acrylic cutting, letter mold forming and mass cutting. Also the machine can engrave on iron, brass, aluminum, plastic and wood boards and the non-metal materials.

Parameters

Model	JY1325	JY2030	JY2040
Working size	1300mm×2500mm	2000×3000mm	2000×4000mm
Resolution	±0.08mm	±0.08mm	±0.08mm
Spindle Power	3KW	3KW	3KW
Working Voltage	AC380V/50HZ	AC380V/50HZ	AC380V/50HZ
Engraving Speed	20000mm/min	20000mm/min	20000mm/min
Spindle Speed	6000-24000rpm	6000-24000rpm	6000-24000rpm
Feeding Height	200mm	200mm	200mm
Tool Diameter	Φ3.175, Φ6, Φ12.7	Φ3.175, Φ6, Φ12.7	Φ3.175, Φ6, Φ12.7
Working Dictate	G-CODE	G-CODE	G-CODE
Dustcollector power(optional)	3KW	3KW	3KW
Vacuumsuction power(optional)	5.5KW	5.5KW	5.5KW

Marble CNC router



Features

- ◆ Profiled steel welded lathe bed stabilizing treated under high temperature ensure minimum distortion, excellent rigidity and vigorous strength.
- ◆ Precise traveling of Y axis driven by double motor ensures stable performance of machine.
- ◆ High precision rack gear transmission ensures high accuracy, fast speed and strong power.
- ◆ Imported square linear guide rail ensures high accuracy, maximum work load and long service time.
- ◆ Best mechanical and electrical design with well-selected brand parts minimize breakdown rate.
- ◆ Configured with water tank and automatic cooling water supply system.
- ◆ Overall dust-proof and water-proof design protects all moving

Applications

Engrave on marble, granite, tombstone, glass, metal etc.

Parameters

Model	JY6090	JY9018	JY1224	JY1325
Working size	600×900×300mm	900×1800×300mm	1200×2400×300mm	1300×2500×300mm
Max engraving depth	150mm	150mm	150mm	150mm
Max engraving speed	3000mm/min	3000mm/min	3000mm/min	3000mm/min
Reposition accuracy	< 0.05/300mm	< 0.05/300mm	< 0.05/300mm	< 0.05/300mm
Working dictate	G code	G code	G code	G code
Spindle power	3.0KW	3.0KW	3.0KW	3.0KW
Tool diameter	φ 3.175,6,12.7	φ 3.175,6,12.7	φ 3.175,6,12.7	φ 3.175,6,12.7
Transmission	X,Y square rail and rack gear, Y ball screw			

JY-pneumatic three/four heads CNC router and multi heads CNC router



Features

- ◆ Pneumatic double, three, four automatic tool change woodworking engraving machine specially designed for customers improve efficiency, 2 to 4 by cylinder can be arbitrary switching control, can easily achieve customer design of multiprogramming (matching requirements within 2-4 knife tool changer).
- ◆ Eight partition mesa of vacuum, vacuum adsorption mesa greatly improve work efficiency, and each partition can be individually controlled, made of special sealing strip, can waterproof and oil.
- ◆ The Y axis adopt double motor drive, greatly improved the three-axis machine tool vibration resistance, vibration can reduce more times.
- ◆ Is mainly suitable for batch processing of the business, such as wooden handcrafts, double color boards carving, antique furniture, solid wood door, etc.
- ◆ Taiwan imported square linear guide rail high running speed, high precision carving, long service life.

Applications

It is applied for high-volume, small parts machining customers design, suitable for processing cabinet doors, gifts, relief process, and other non-ferrous metal engraving and cutting products industry.

Parameters

Working size	1300×2500×200mm
Max moving speed	8000mm/min
Max engraving speed	2000mm/min
Resolution	0.05mm
Repeat position accuracy	0.05mm
Spindle power	3.0KW( 4.5KW) ×3
Spindle speed	6000-24000rpm
Tool's diameter	φ3.175 φ6 φ12.7
Absorption power	5.5KW
Dust collector power	3KW

Woodworking center with drillers and saws-1325



Features

- ◆ Equipped with a fixed gantry and movable working table, improves the stability and anti-vibration capability of the machine.
- ◆ Welded structure by thick profiled steel, stabilized under high temperature, ensures minimum distortion, excellent rigidity and powerful strength.
- ◆ The install of vertical and horizontal drill and saw which can rotary 90° makes the machine a complete woodworking center in doors making. Configure of imported Carrousel tool magazine makes the process of tools changing rapid and accurate.
- ◆ The special tool sensor enables the machine compensate the tolerance of the tool length accurately.
- ◆ Japan YASKAWA servo motor, high precision helicalrack, ensures the machine run stably with low noise, fast speed, and high positioning accuracy.
- ◆ The vacuum table adopts double cavity type adsorption. The use of high strength Bakelite board milled in one time ensures high adsorption power.
- ◆ Strong Dust Collection system keeps the machine away from dust blowing when working.
- ◆ Auto lubrication system, one touch can finish the periodic maintenance.
- ◆ Optional Germany imported horizontal transform head, realize side processing.

Applications

The machine is suitable for doors and cabinets processing. Also it can be used for the flat engraving, cutting and 3D relief carving of wood and MDF.

Parameters

Working Size (X×Y×Z)	1300×2500×300mm
Kind of drive	X/y axis rack drive、 Z-axis ball screw drive
Max Travelling Speed	60000mm/min
Max Engraving Speed	25000mm/min
Reposition	< 0.1/300mm
Spindle Power	Italy HSD9KW Air cooling
Spindle speed	6000-24000/min
Drill Group	Italy Drills Group Axis05c
Saws	Italy 90°Rotative Saw
Control System	TAIWAN Syntec control system
Motor	Japan Yaskawa Servo Motor
Working dictate	G CODE



Woodworking center with feeding system



Features

- ◆ A more economical model CNC machining center, suitable for routing, relief, drilling, cutting, edge chamfering, etc.
- ◆ Construction: Whole machine table adopts high strength thick steel pipe welded. Whole working table cast by resin sand. The annealing and other heat treatment methods ensure that the whole structure is tested to the limit for sturdiness and reliability.
- ◆ Spare parts: Features world top class mechanical and electronic components e.g. German rack and pinion, Taiwan rail and ball screw, Taiwan reducer, French Shench Schneider electrical components, which guarantee stable performance and high quality.
- ◆ Precision: Excellent spare parts, accurate precision detection instrument, which make sure the machine with perfect location and working precision.
- ◆ High-speed: Adopt reducer direct design, high torque, high-energy, X axis dual motor drive, runs smoothly with high efficiency.
- ◆ Table: Double absorbable countertops, material in HPL, large suction by slots.
- ◆ Tool magazine: Carousel tool magazine for optional.

Applications

Suitable for cut optimization and holes dilling of panel furniture , cabinets, wardrobe, office furniture, custom furniture, etc.

Parameters

Working size	1300×2500×100mm	1300×2500×100mm
Running speed	40m/min	80m/min
Working speed	18m/min	25m/min
Spindle power	Air cooling 7.0kw 24000rpm	Air cooling 9.0kw 24000rpm
Type of drilling units	Optional	9 vertical drills
Control system	TAIWAN SYNTEC control system	TAIWAN SYNTEC control system
Driver	DELTA	DELTA/YASKAWA
Working voltage	AC380V/3PH/50HZ	AC380V/3PH/50HZ
Electrical accessories	Taiwan Delta VFD/French Schneider Low voltage electrical components/high quality	
Transmission	German HERION pinion/Taiwan PMI rail/Taiwan PMI ball screw	
Table structure	Double layer of multi-point high efficient vacuum absorbable table	

Big size fiber laser marking machine with rotary



Features

- ◆ Internal air cooling systems, reducing energy consumption, 10000-hour maintenance
- ◆ USB interface, output control, can receive a variety of file formats (Such as PLT, BMP, LI, JPG)

Applications

The machine is suitable for doors and cabinets processing. Also it can be used for the flat engraving, cutting and 3D relief carving of wood and MDF.

Parameters

Big size fiber laser marking machine	
Laser generator	RAYCUS MAX CAS LASER
Fiber laser power	20W/30W/50W/100W
Laser wavelength	1064μm
Software	ED CAD software
Max marking line speed	7000mm/s
Resolution	0.001mm
Repeat position accuracy	0.003mm
Working size	110×110/200×200mm/300×300mm
Mini line width	0.01mm
Mini letter height	0.1mm
Cooling system	Air cooling
Working voltage	0.5KW/AC220V/50HZ
Z axis traveling distance	400mm
Rotary device(optional)	220mm diameter,1000mm length
Working environment	-10-37℃, humidity ≤90%

### Fiber laser marking machine



#### Features

- ◆ Integrated design, small size(There is one cabinet and portable optional)
- ◆ Fewer supplier, machine, low power consumption, power consumption max 800W
- ◆ Internal air cooling system, reducing energy consumption, 100000 hour maintenance-free
- ◆ High electro-optical conversion efficiency, maintenance-free, high stability, easy operation.
- ◆ USB interface output control, can receive variety of file formats (such as PLT, BMP, JPG)
- ◆ Enable barcodes, text graphics, regular and irregular serial number and other marking.

#### Applications

Widely used in hardware products, tools, accessories, electronic components, integrated circuits(IC), Electrical appliance, telecommunications equipment, precision instruments, jewelry, accessories, auto parts, medical devices and many other fields of graphics and text markup, as well as high-volume productions jobs. Also apply to the button of fabric, leather, wood products, luminous characters, non-metallic ink glass lamp marking.

#### Parameters

Model	20-100W
Laser wavelength	1064um
Max laser power	10W
Laser repeat frequency	20-60KHZ
Marking scope	100×100mm 150×150mm
Marking depth	≤0.25mm(Adjustable depending on material)
Mini line width	≤0.01mm
Making line width	≤15000mm/s
Mini letter	0.1mm
Repeat precision	+0.001mm
Machine power	+800W
Working voltage	AC/220/50HZ

### Laser welding machine



#### Features

- ◆ Accurately and precision welding machine, can welding small and complex font and LOGO, fast speed, no color difference after welding, no trace, no need to handle, beautiful appearance.
- ◆ No raised welding spot on welding surface. Do not need polishing grinding process, save work time. Appearance is beautiful.
- ◆ Laser welding Processing without noise, non-pollution
- ◆ Specific to advertising industry, special long light path, 360 degrees of arbitrary rotation, larger scale range.
- ◆ Welding machine Optional with a CCD monitor, the welding effect is more clear and intuitive.

#### Applications

- ◆ Auto parts industry, Engine cylinder gasket, and Hydraulic tappet seal welding.
  - ◆ Filter seal welding, the sport plug welding, the valve push rod welding.
  - ◆ Anti-collision airbag electric detonator seals welding, the crankshaft or cylinder liner or heat treatment, etc.
  - ◆ Stainless steel advertising words, Microelectronics components, precision parts, high digital components, optical fiber connector, medical apparatus and instruments, etc.
- Suitable materials: titanium, aluminum, copper, zinc, gold, silver and many other metal and alloy, carbon steel and stainless steel materials, and also cooper-brass, cooper-titanium, nickel-cooper, cooper-titanium and many other heterogeneous metals.

#### Parameters

Model NO	JY-CW200
Working size	300×200mm/500×300mm/700×500mm (optional)
Laser Power	200W (400W optional)
Load Bearing	≤200KG
Spot Size	0.2-1.8mm
Welding depth	0.8-1mm
Laser Wave Length	1064nm
Impulse Width	≤10ms
Laser Cooling	Water cooling
Total Power	<5KW
Viewing System	RED LIGHT CCD is optional