



SpolarPV
Easy Invest, More Returns

SPHM6-66L 485-505 Watt

MONO CRYSTALLINE MODULE

- SP485HM6-66L
- SP495HM6-66L
- SP505HM6-66L
- SP490HM6-66L
- SP500HM6-66L

21.27%

Module efficiency



Product warranty

505 W

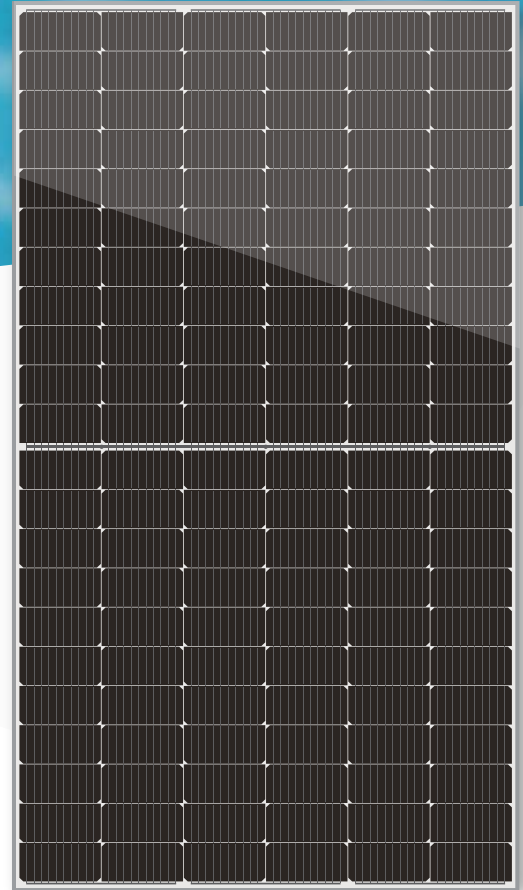
Highest power output



Linear power warranty

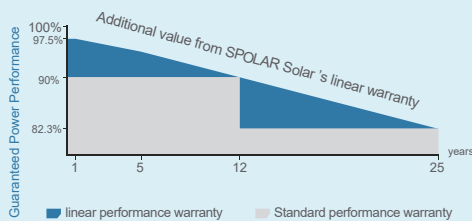
0 ~ +5W

Positive power tolerance



Key Features

Linear Performance Warranty



High Efficiency

Higher module conversion efficiency benefit from Passivated Emitter Rear Contact (PERC) technology.



PID Resistant

Excellent Anti-PID performance guarantee limited power degradation for mass production.



Low-light Performance

Advanced glass and cell surface texture design ensure excellent performance in low light environment.



Severe Weather Resilience

Certified to withstand: wind load (2400 Pascal) and snow load (5400 Pascal).



Durability against extreme environmental conditions

High salt mist and ammonia resistance.



ISO9001:2016 ISO14001:2016
OHSAS18001:2011 certified factory.
IEC61215 IEC61730 certified products.



www.spolarpv.com

Electrical Characteristics at Standard Test Conditions (STC)

Module Type	SP485HM6-66L	SP490HM6-66L	SP495HM6-66L	SP500HM6-66L	SP505HM6-66L
Maximum Power -Pmax (W)	485	490	495	500	505
Maximum Power Voltage - Vmp (V)	38.1	38.3	38.5	38.7	38.9
Maximum Power Current - Imp (A)	12.74	12.80	12.86	12.91	12.97
Open-circuit Voltage - Voc (V)	45.2	45.4	45.6	45.8	46.0
Short-circuit Current - Isc (A)	13.54	13.60	13.66	13.72	13.78
Module Efficiency STC (%)	20.42%	20.64%	20.85%	21.06%	21.27%

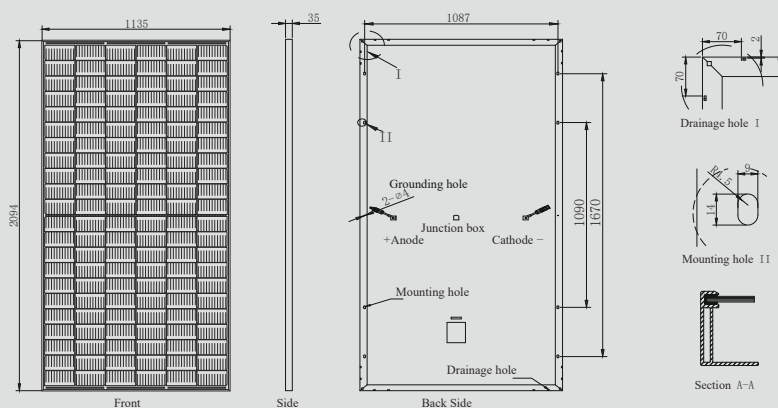
Electrical Characteristics at Normal Operating Cell Temperature (NOCT)

Module Type	SP485HM6-66L	SP490HM6-66L	SP495HM6-66L	SP500HM6-66L	SP505HM6-66L
Maximum Power -Pmax (W)	367	370	374	378	382
Maximum Power Voltage - Vmp (V)	35.67	35.76	35.84	35.93	36.02
Maximum Power Current - Imp (A)	11.06	11.13	11.20	11.27	11.34
Open-circuit Voltage - Voc (V)	42.30	42.43	42.58	42.72	42.86
Short-circuit Current - Isc (A)	11.06	11.13	11.20	11.27	11.34
Power tolerance	0~+5W		Operating Temperature(°C)		-40 C~+85 C
Temperature coefficients of Pmax	-0.350%/C		Maximum system voltage		1500 V
Temperature coefficients of Voc	-0.275%/C		Maximum series fuse rating		25A
Temperature coefficients of Isc	0.045%/C		Nominal operating cell temperature		45±2 C

Mechanical Characteristics

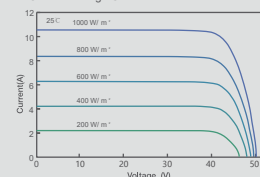
Cell Type	Mono-crystalline PERC 182×91mm
No.of cells	132 (6×22)
Dimensions	2094x1135x35mm
Weight	26.5 kg
Front Glass	3.2mm, High Transmission, Low Iron, Tempered Glass
Frame	Anodized Aluminium Alloy
Junction Box	IP68, MC4 Compatible, 3 Bypass Diodes
Output Cables	1×4.0mm ² , Length:300mm or Customized Length
Packaging Configuration	62pcs/stack, 620pcs/40'HQContainer (Two pallets=One stack)

Dimensions



IV-Curves

Current-Voltage Curve under different irradiance



Current-Voltage Curve under different working temperatures

