

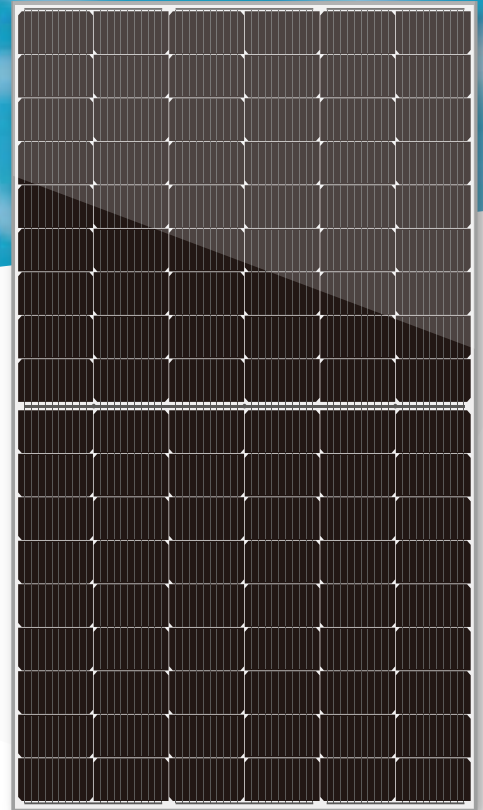


**SpolarPV**  
Easy Invest, More Returns

# SPHM6-54L 395-415 Watt

## MONO CRYSTALLINE MODULE

- SP395HM6-54L
- SP405HM6-54L
- SP415HM6-54L
- SP400HM6-54L
- SP410HM6-54L



**21.25%**

Module efficiency



Product warranty

**415 W**

Highest power output



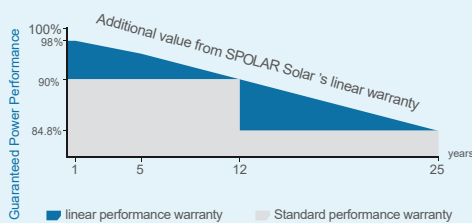
Linear power warranty

**0 ~ +5W**

Positive power tolerance

### Key Features

#### Linear Performance Warranty



#### High Efficiency

Higher module conversion efficiency benefit from Passivated Emitter Rear Contact (PERC) technology.



#### PID Resistant

Excellent Anti-PID performance guarantee limited power degradation for mass production.



#### Low-light Performance

Advanced glass and cell surface texture design ensure excellent performance in low light environment.



#### Severe Weather Resilience

Certified to withstand: wind load (2400 Pascal) and snow load (5400 Pascal).



#### Durability against extreme environmental conditions

High salt mist and ammonia resistance.



ISO9001:2016 ISO14001:2016  
OHSAS18001:2011 certified factory.  
IEC61215 IEC61730 certified products.



[www.spolarpv.com](http://www.spolarpv.com)

## Electrical Characteristics at Standard Test Conditions(STC)

Module Type	SP395HM6-54L	SP400HM6-54L	SP405HM6-54L	SP410HM6-54L	SP415HM6-54L
Maximum Power -Pmax (W)	395	400	405	410	415
Maximum Power Voltage - Vmp (V)	31.08	31.35	31.62	31.88	32.12
Maximum Power Current - Imp (A)	12.71	12.76	12.81	12.86	12.92
Open-circuit Voltage - Voc (V)	37.36	37.69	38.02	38.35	38.67
Short-circuit Current - Isc (A)	13.47	13.52	13.57	13.62	13.67
Module Efficiency STC (%)	20.22%	20.48%	20.73%	20.99%	21.25%

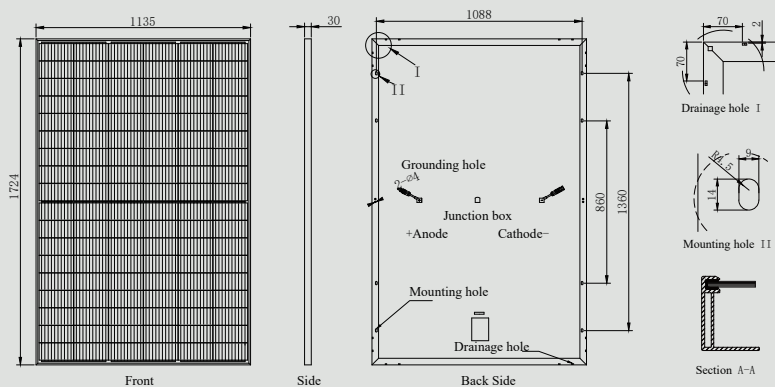
## Electrical Characteristics at Normal Operating Cell Temperature(NOCT)

Module Type	SP395HM6-54L	SP400HM6-54L	SP405HM6-54L	SP410HM6-54L	SP415HM6-54L
Maximum Power -Pmax (W)	298	301	304	308	311
Maximum Power Voltage - Vmp (V)	29.30	29.50	29.70	29.90	30.10
Maximum Power Current - Imp (A)	10.17	10.21	10.25	10.29	10.34
Open-circuit Voltage - Voc (V)	35.20	35.40	35.60	35.80	36.00
Short-circuit Current - Isc (A)	10.78	10.82	10.86	10.90	10.94
Power tolerance	0~+5W		Operating Temperature(°C)		-40 C ~+85 C
Temperature coefficients of Pmax	-0.350%/C		Maximum system voltage		1500V
Temperature coefficients of Voc	-0.275%/C		Maximum series fuse rating		25A
Temperature coefficients of Isc	0.045%/C		Nominal operating cell temperature		45±2 C

## Mechanical Characteristics

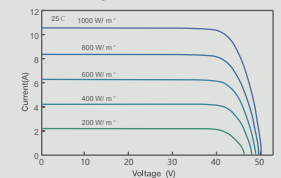
Cell Type	Mono-crystalline PERC 182×91mm
No.of cells	108 (6×18)
Dimensions	1724×1133×30mm
Weight	21.5 kg
Front Glass	3.2mm, High Transmission, Low Iron, Tempered Glass
Frame	Anodized Aluminium Alloy
Junction Box	IP68, MC4 Compatible, 3 Bypass Diodes
Output Cables	1×4.0mm <sup>2</sup> , Length:900mm or Customized Length
Packaging Configuration	72pcs/stack, 936pcs/40'HQContainer ( Two pallets=One stack )

## Dimensions



## IV-Curves

Current-Voltage Curve under different irradiance



Current-Voltage Curve under different working temperatures

