




SpolarPV
Easy Invest, More Returns

SPBSM6-60

295-320 Watt

MONO CRYSTALLINE MODULE

- SP295BSM6-60
- SP305BSM6-60
- SP315BSM6-60
- SP300BSM6-60
- SP310BSM6-60
- SP320BSM6-60



19.55%

Module efficiency



Product warranty

320 W

Highest power output



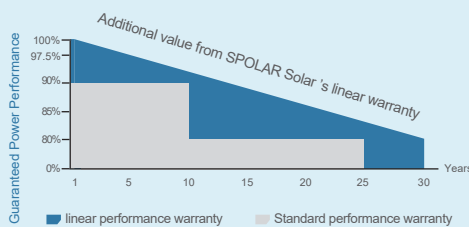
Linear power warranty

0 ~ +5W

Positive power tolerance

Key Features

Linear Performance Warranty



High Efficiency

Higher module conversion efficiency benefit from Passivated Emitter Rear Contact (PERC) technology.



PID Resistant

Excellent Anti-PID performance guarantee limited power degradation for mass production.



Low-light Performance

Advanced glass and cell surface texture design ensure excellent performance in low light environment.



Severe Weather Resilience

Certified to withstand: wind load (2400 Pascal) and snow load (5400 Pascal).



Durability against extreme environmental conditions

High salt mist and ammonia resistance.



ISO9001:2016 ISO14001:2016
OHSAS18001:2011 certified factory.
IEC61215 IEC61730 certified products.



www.spolarpv.com

Electrical Characteristics at Standard Test Conditions (STC)

Module Type	SP295BSM6-60	SP300BSM6-60	SP305BSM6-60	SP310BSM6-60	SP315BSM6-60	SP320BSM6-60
Maximum Power -Pmax (W)	295	300	305	310	315	320
Maximum Power Voltage - Vmp (V)	33.03	33.52	34.00	34.48	34.96	35.44
Maximum Power Current - Imp (A)	8.93	8.95	8.97	8.99	9.01	9.03
Open-circuit Voltage - Voc (V)	39.03	39.41	39.78	40.15	40.51	40.86
Short-circuit Current - Isc (A)	9.69	9.76	9.83	9.90	9.97	10.04
Module Efficiency STC (%)	18.02%	18.33%	18.63%	18.94%	19.24%	19.55%

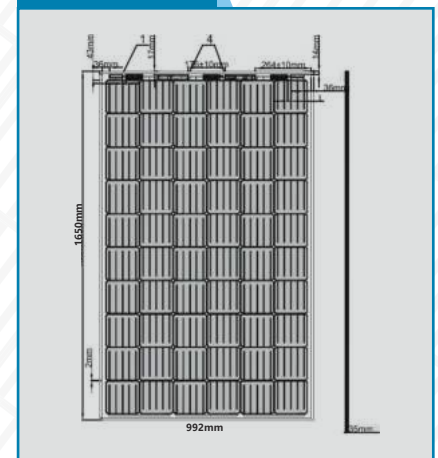
Electrical Characteristics at Normal Operating Cell Temperature (NOCT)

Module Type	SP295BSM6-60	SP300BSM6-60	SP305BSM6-60	SP310BSM6-60	SP315BSM6-60	SP320BSM6-60
Maximum Power -Pmax (W)	223	227	230	234	237	241
Maximum Power Voltage - Vmp (V)	30.06	30.51	30.94	31.38	31.41	31.46
Maximum Power Current - Imp (A)	7.42	7.43	7.43	7.46	7.55	7.66
Open-circuit Voltage - Voc (V)	36.56	36.56	37.04	37.36	37.67	37.99
Short-circuit Current - Isc (A)	7.82	7.83	7.96	7.96	8.17	8.23
Power tolerance	0~+ 5W		Maximum system voltage		1000/1500V	
Temperature coefficients of Pmax	-0.38%/C		Maximum series fuse rating		20A	
Temperature coefficients of Voc	-0.33%/C		Maximum Static Load		5400Pa	
Temperature coefficients of Isc	0.05%/C		Maximum Wind Load		2400Pa	
Operating Temperature(°C)	-40 C~+85 C		Nominal operating cell temperature		45±2 C	

Mechanical Characteristics

Cell Type	Mono-crystalline Bifacial Cells 156.75mm × 156.75mm
No.of cells	60 (6×10)
Dimensions	1650× 992× 35mm
Weight	18.0kg
Front Glass	3.2mm,High Transmission,Low Iron, Tempered Glass
Back Sheet	Transparent Backsheet
Junction Box	IP67 (three bypass diodes)
Output Cables	1×4.0mm ² , Length:900mm or Customized Length
Packaging Configuration	30pcs/pallet, 60-65pcs/stack, 840-910pcs/40'HQ Container (Two pallets=One stack)

Dimensions



*The company reserves the final right for explanation on any of the information presented hereby.