

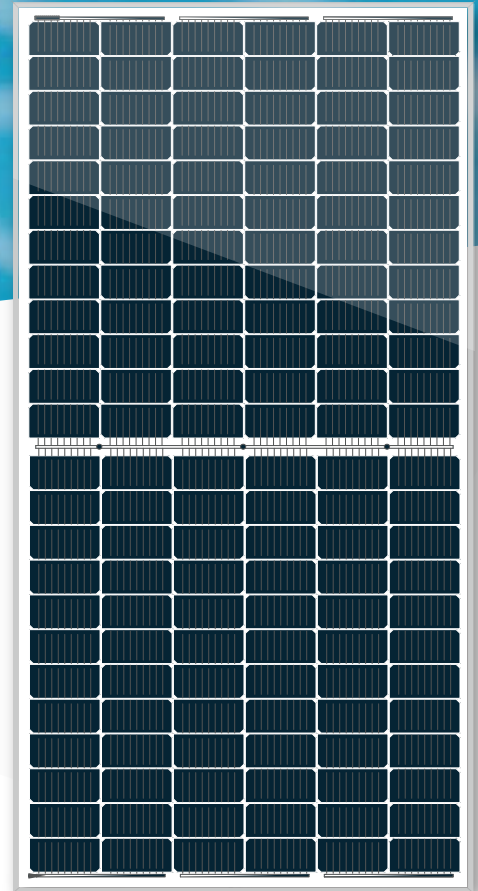


**SpolarPV**  
Easy Invest, More Returns

# SPHM6-72L 425-465 Watt

## MONO CRYSTALLINE MODULE

- SP425HM6-72L
- SP430HM6-72L
- SP435HM6-72L
- SP440HM6-72L
- SP445HM6-72L
- SP450HM6-72L
- SP455HM6-72L
- SP460HM6-72L
- SP465HM6-72L



**21.39%**

Module efficiency



Product warranty

**465 W**

Highest power output



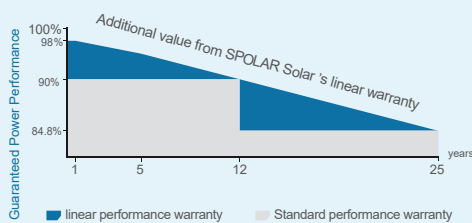
Linear power warranty

**0 ~ +5W**

Positive power tolerance

### Key Features

#### Linear Performance Warranty



#### High Efficiency

Higher module conversion efficiency benefit from Passivated Emitter Rear Contact (PERC) technology.



#### PID Resistant

Excellent Anti-PID performance guarantee limited power degradation for mass production.



#### Low-light Performance

Advanced glass and cell surface texture design ensure excellent performance in low light environment.



#### Severe Weather Resilience

Certified to withstand: wind load (2400 Pascal) and snow load (5400 Pascal).



#### Durability against extreme environmental conditions

High salt mist and ammonia resistance.



ISO9001:2016 ISO14001:2016  
OHSAS18001:2011 certified factory.  
IEC61215 IEC61730 certified products.



[www.spolarpv.com](http://www.spolarpv.com)

## Electrical Characteristics at Standard Test Conditions(STC)/ Normal Operating Cell Temperature(NOCT)

Module Type	SP425HM6-72L	SP430HM6-72L	SP435HM6-72L	SP440HM6-72L	SP445HM6-72L
Maximum Power -Pmax (W)	425 / 316	430 / 320	435 / 324	440 / 327	445 / 331
Maximum Power Voltage - Vmp (V)	40.4 / 37.41	40.6 / 37.59	40.8 / 37.82	41.0 / 37.92	41.2 / 38.16
Maximum Power Current - Imp (A)	10.52 / 8.45	10.60 / 8.51	10.67 / 8.57	10.74 / 8.62	10.80 / 8.67
Open-circuit Voltage - Voc (V)	48.2 / 45.40	48.4 / 45.73	48.70 / 46.05	48.90 / 46.23	49.20 / 46.55
Short-circuit Current - Isc (A)	11.12 / 8.98	11.18 / 9.03	11.24 / 9.08	11.30 / 9.13	11.36 / 9.17
Module Efficiency STC (%)	19.55	19.78	20.01	20.24	20.47

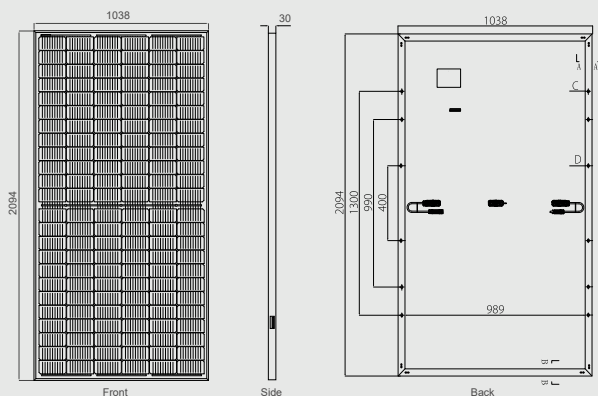
## Electrical Characteristics at Standard Test Conditions(STC)/ Normal Operating Cell Temperature(NOCT)

Module Type	SP450HM6-72L	SP455HM6-72L	SP460HM6-72L	SP465HM6-72L
Maximum Power -Pmax (W)	450 / 335	455 / 339	460 / 342	465 / 346
Maximum Power Voltage - Vmp (V)	41.4 / 38.38	41.6 / 38.6	41.8 / 38.70	42.0 / 38.92
Maximum Power Current - Imp (A)	10.87 / 8.73	10.94 / 8.78	11.00 / 8.84	11.07 / 8.89
Open-circuit Voltage - Voc (V)	49.50 / 46.87	49.70 / 47.1	49.90 / 47.39	50.10 / 47.74
Short-circuit Current - Isc (A)	11.42 / 9.22	11.48 / 9.27	11.53 / 9.31	11.58 / 9.35
Module Efficiency STC (%)	20.70	20.93	21.16	21.39
Power tolerance	0~+5W	Operating Temperature(°C)		-40 C ~+85 C
Temperature coefficients of Pmax	-0.370%/C	Maximum system voltage		1500 V
Temperature coefficients of Voc	-0.286%/C	Maximum series fuse rating		20A
Temperature coefficients of Isc	0.050%/C	Nominal operating cell temperature		45±2 C

## Mechanical Characteristics

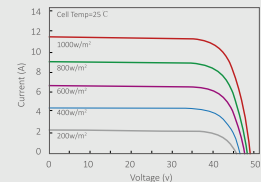
Cell Type	Mono-crystalline PERC 166×83mm
No.of cells	144 (6×24)
Dimensions	2094×1038×30mm
Weight	23.0 kg
Glass	Single Glass 3.2mm Coated Tempered Glass
Frame	Anodized Aluminium Alloy
Junction Box	IP68 Three Diodes
Output Cables	1×4.0mm <sup>2</sup> , Length:300mm or Customized Length
Packaging Configuration	77pcs /stack, 847pcs/40'HQContainer

## Dimensions



## IV-Curves

Current-Voltage Curve under different irradiance



Current-Voltage Curve under different working temperatures

