



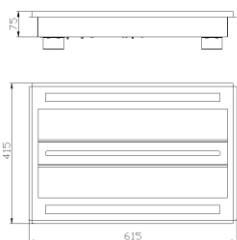

参数一览

Model (型号)	GH-B8025-406	GH-B8025-412
Dimensions (尺寸)	615x415x75mm	1215x415x75mm
Luminous flux (光通量)	1100lm	2500lm
Mounting (安装方式)	嵌入安装/吊装	嵌入安装/吊装
Class (安全等级)	Class I	Class I
IP rating (防护等级)	IP20	IP20
Power consumption (功率)	14W	28W
Power factor (功率因数)	>0.9	>0.9
lm/W (光效)	80lm/W	90lm/W
CRI (显色性)	>80	>80
CCT (色温)	3000K / 4000K / 6500K	3000K / 4000K / 6500K
Lifetime (光通量维持率)	50000 小时 L70 B50	50000 小时 L70 B50
Operating Temperature (工作温度)	0°C-35°C	0°C-35°C

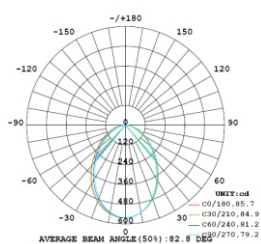
光源



标准



LUMINOUS INTENSITY DISTRIBUTION DIAGRAM



LUMINOUS INTENSITY DISTRIBUTION DIAGRAM

