

HIGOLD®

HIGOLD®

HIGOLD GROUP CO.,LTD.

Headquarter Address :
No.36 Shunye east Rd,Xingtan,Shunde,
Foshan 528325,Guangdong,China

T:+86 18128737208
E: Rocky.li@higold.com.cn
W: www.higoldhardware.com



HIGOLD®

PRODUCT COLLECTIONS 2022



CREATIVE LIVING, SOUL!

KITCHEN HARDWARE

HIGOLD KITCHEN
FUNCTIONAL HARDWARE 2022




Brief Introduction

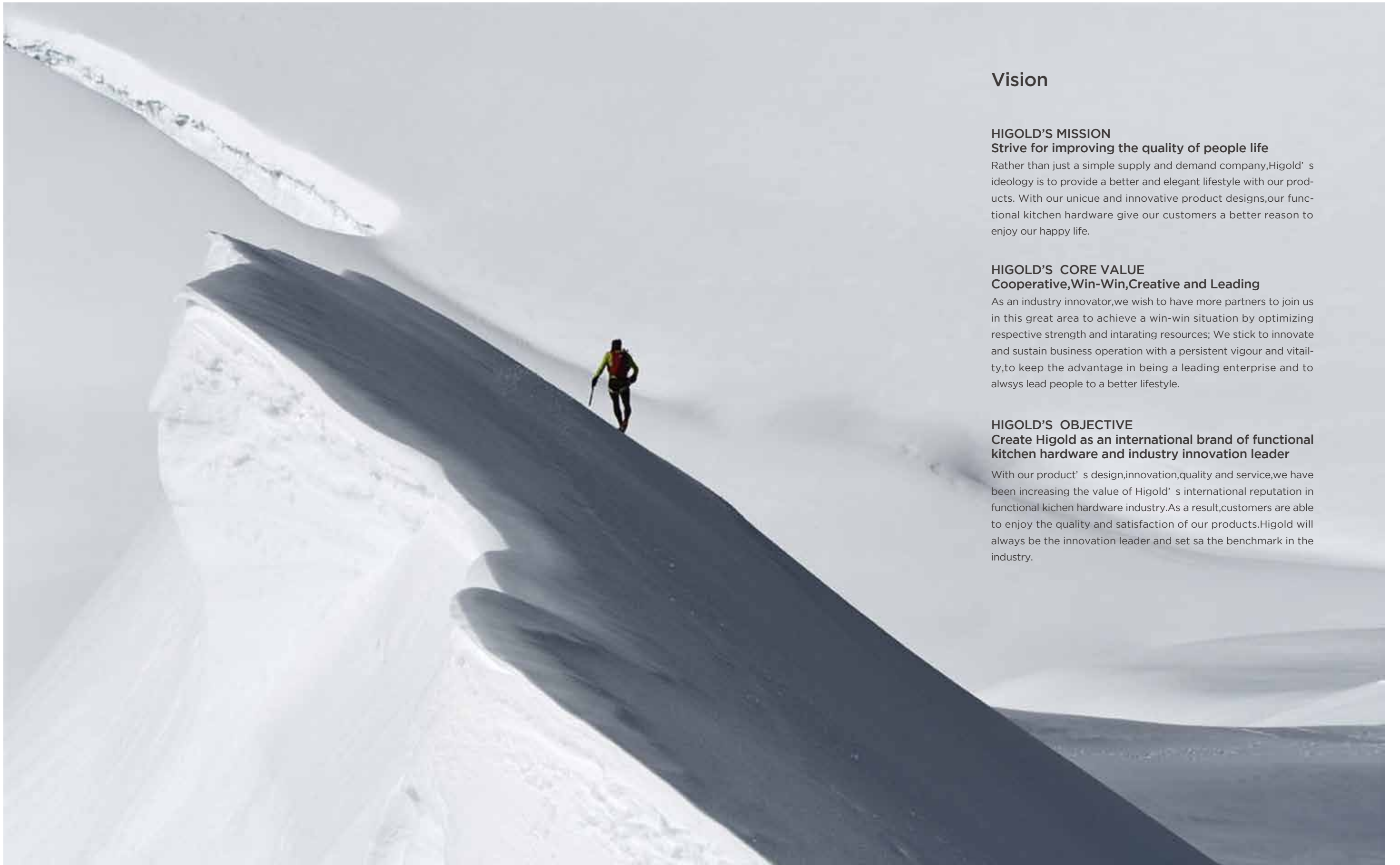
HIGOLD GROUP Co., Ltd. is a diversified and innovative technology enterprise integrating custom hardware, intelligent hardware and e-commerce. It is a highend brand in China's functional hardware industry and has occupied the position of unicorn in the national sales and market share for many years. With a production area of 340,000 square meters, more than 2,500 employees and 180 of them are in R&D field,HIGOLD Star Factory is currently a large-scale functional hardware R&D and manufacturing base in Asia.

HIGOLD as a national high-tech enterprise, owns the national level engineering technology research center and institute, at the same time establishes HIGOLD German design branch in Cologne, Germany, and a joint design institute established by the team of Turin. Higold also build the JV institute with Pininfarina in Italy; with more than 620 independent innovation patents, it is the world-renowned German Red Dot Design Award winner. HIGOLD functional hardware products are selling to 86 countries and regions worldwide, and the marketing network covers the whole world. It has more than 300 general agents in domestic cities and up to 80,000 special cabinet and wardrobe stores, which is a strategic cooperative brand for domestic first- line real estate brands and home furnishing brands. HIGOLD is renowned in the industry by the excellent quality and innovative design.

Founder & President of the HIGOLD group
Mr. Alwin Ou

Milestone





Vision

HIGOLD'S MISSION

Strive for improving the quality of people life

Rather than just a simple supply and demand company,Higold' s ideology is to provide a better and elegant lifestyle with our products. With our unigue and innovative product designs,our functional kitchen hardware give our customers a better reason to enjoy our happy life.

HIGOLD'S CORE VALUE

Cooperative,Win-Win,Creative and Leading

As an industry innovator,we wish to have more partners to join us in this great area to achieve a win-win situation by optimizing respective strength and intarating resources; We stick to innovate and sustain business operation with a persistent vigour and vitailty,to keep the advantage in being a leading enterprise and to alwsys lead people to a better lifestyle.

HIGOLD'S OBJECTIVE

Create Higold as an international brand of functional kitchen hardware and industry innovation leader

With our product' s design,innovation,quality and service,we have been increasing the value of Higold' s international reputation in functional kichen hardware industry.As a result,customers are able to enjoy the quality and satisfaction of our products.Higold will always be the innovation leader and set sa the benchmark in the industry.



HIGOLD Kitchen Hardware The Winning Honor

The winner of 2014 Red Dot Award

Won the 2014 Red Dot Award-the "Oscar" of global design industry
HIGOLD shenzhou-10 space capsule received this award

The winner of 2017 Red Dot Award

The Water Dispens Won the 2017 Red Dot Award

The winner of 2018 Red Dot Award

Won the 2018 Red Dot Award-the "Oscar" of global design industry
HIGOLD kitchen intelligent mini oven won this award

The winner of 2021 Red Dot Award

Won the 2021 Red Dot Award-the "Oscar" of global design industry
Higold Shearer 4.0 Series Was Awarded The "reddot Awards"
It Is The Fourth Time For Higold Group To Be Awarded Design Award 2020

The winner of 2020 iF Design Award

"ONDA" Series from HIGOLD Outdoor furniture is awarded
"iF product design award" in Germany

The winner of 2021 iF Design Award

Higold Shearer 4.0 Series won the Germany iF Design Award

The winner of 2021 iF Design Award

Higold Piniz faucet won the Germany iF Design Award

World-class landmark headquarters

National high and new technology enterprise

Provincial industrial design center

Shunde new era entrepreneurial pioneer enterprise



reddot design award
winner 2014

2014 Reddot Design Award in



reddot design award
winner 2017

2017 Reddot Design Award in



reddot design award
winner 2018

2018 Reddot Design Award in



reddot design award
winner 2021

2021 Reddot Design Award in



DESIGN

Pininfarina Co-
designing institute



Design Award 2020



Design Award 2021



Design Award 2021



Gloden Hook Prize



The Pinnacle Awards Asia-Pacific



National Standards
Maker of Kitchen
Hardware Industry



GB/T 24001-2016/
ISO14001:
2015 Standard



ISO 9001 Quality
Management
Certification



National High-Tech
Enterprise

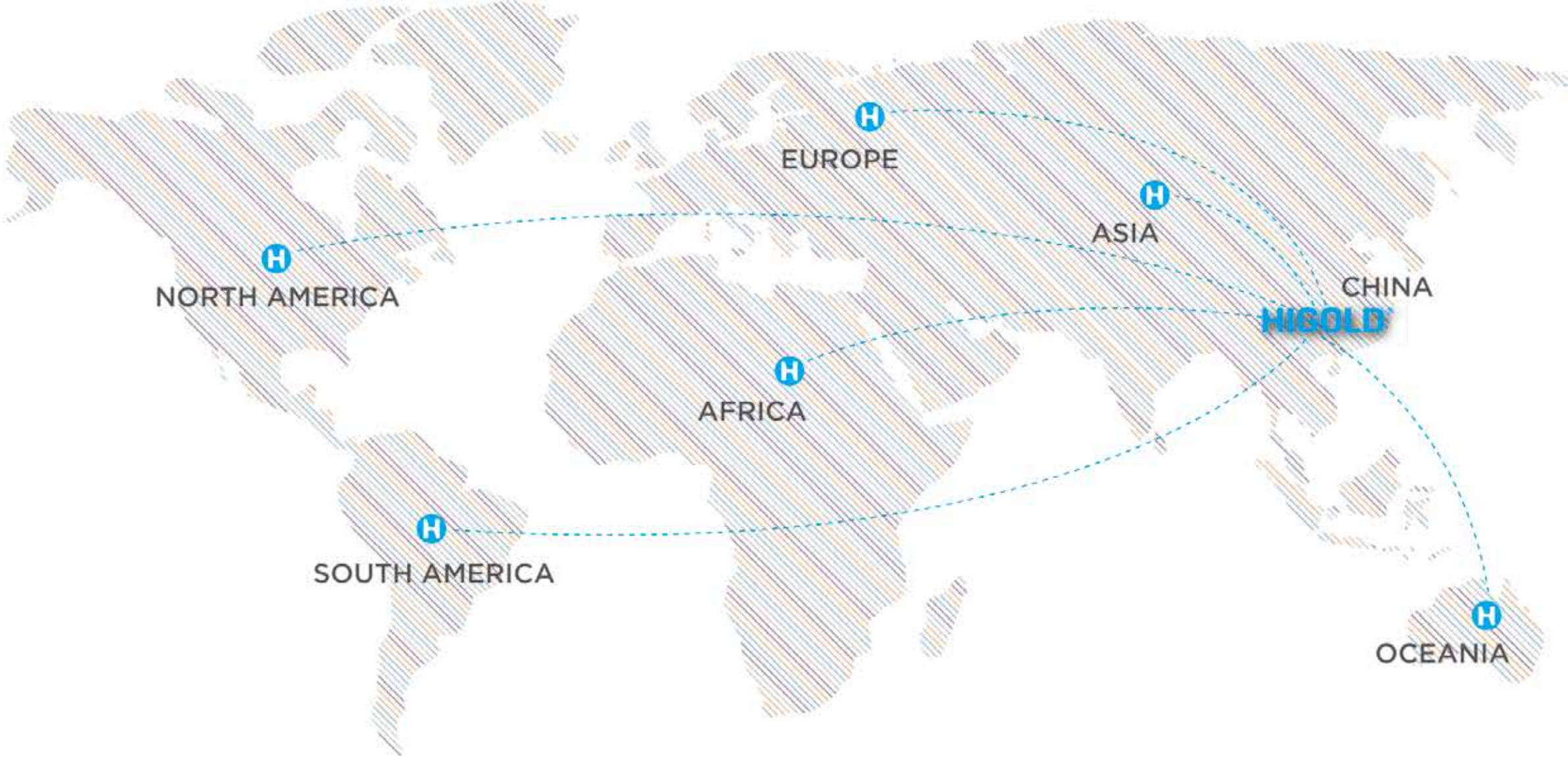


BSCI certification



Top ten Chinese
enterprises of kitchen
and bathroom
accessories

HIGOLD Kitchen Hardware
Sales Network





Benefits to be an agent or distributor

- 1 Top brand of functional hardware in China , support of a standard brand VI system including showroom design , showroom material,banner,etc
- 2 Business includes kitchen accessories , wardrobe accessories, furniture fittings,sink, window and door hardware, lighting system ,outdoor furniture , supplying a complete range of household hardware and furniture.
- 3 Hand shakes with Pininfarina Italy , the chief designing team of Ferrari , the noble collection leads the trend of hardware industry.



- 4 The strongest and biggest kitchen accessories manufacturing base in Asia , with over 200 thousand sqm scale , the strongest backup ever for your business development.



Decoration Support :

Strong and powerful designing team based in China to serve the global agency demands of the brand building and promotion.



Exhibition Support :

Applicable oversea exhibition support , headquarter and agents are able to apply for a mutual exhibition design and cost as well.



Marketing Material Support :

According to the annual sales , a certain percentage of marketing materials supports are applicable , including but not limited to Uniform , Catalog, decorative materials ,etc



Best Policy Support

Agent shall enjoy the best price and exclusive product range in a specific market if applicable.

Joining Condition



Acknowledge the value and prospect of HIGOLD



Aggressive and achieve the mutual annual sales target



Competent enough to start and run business.

MENU

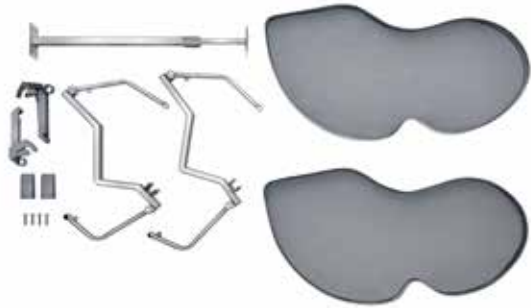
GROUP INTRODUCTION	001
OVERSEAS AGENT INVITATION	011
KITCHEN CORNER UNITS	015
SWING CORNER 3.0	017
MAGIC CORNER	021
SHOW HAND CORNER	025
REVOLVE BASKET	029
KITCHEN LARDER UNIT	037
SPACE SWIVEL PULL-OUT	039
TALL UNIT	043
SWIVEL PULL-OUT	061
KITCHEN BASE UNIT	059
SHEARER 2.0	061
SHEARER 3.0	067
SHEARER 4.0	073
DIAMOND SERIES	083
FASHION SERIES	089
STARLINK SERIES	107
M SERIES	111
BOTTLE PULL OUT	115
WASTEBIN	125
KITCHEN OVERHEAD CABINET UNIT	139
LIFT UP BASKET	141
DISH RACK	147
MIDWAY UNIT	149
WARDROBE ACCESSORIES	153
A SERIES	155
BV SERIES	171

KITCHEN CORNER UNITS





SHEARER STYLE SWING CORNER 3.0



ART.NO	CABINET	W x D x H	WEIGHT CAPACITY	REMARK
101081	900mm	775x465x(550-660)mm	5 kgs per tray	Left Opening
101082	900mm	775x465x(550-660)mm	5 kgs per tray	Right Opening



SOFTSTOP PLUS
Patent no.ZL202010424189.2



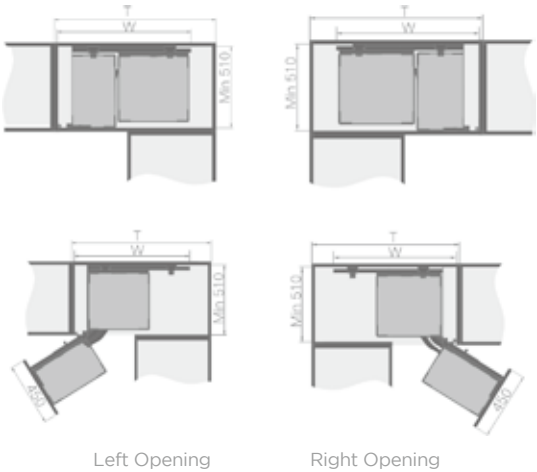
DIAMOND STYLE SWING CORNER 3.0



ART.NO	CABINET	W x D x H	WEIGHT CAPACITY	REMARK
101071	900mm	775x465x(550-660)mm	5 kgs per tray	Left Opening Chrome Plating
101072	900mm	775x465x(550-660)mm	5 kgs per tray	Right Opening Chrome Plating
101071P	900mm	775x465x(550-660)mm	5 kgs per tray	Left Opening Powder Plating
101072P	900mm	775x465x(550-660)mm	5 kgs per tray	Right Opening Powder Plating



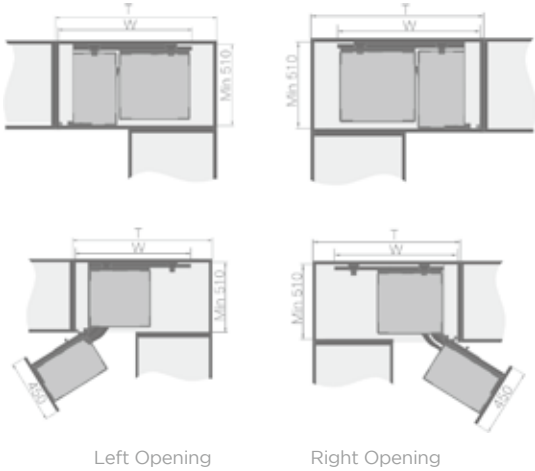
SOFT CLOSE MAGIC CORNER - SHEARER STYLE



ART.NO	CABINET	W x D x H	WEIGHT CAPACITY	REMARK
101055	900mm	860x510x535mm	5 kgs per tray	Left Opening
101056	900mm	860x510x535mm	5 kgs per tray	Right Opening

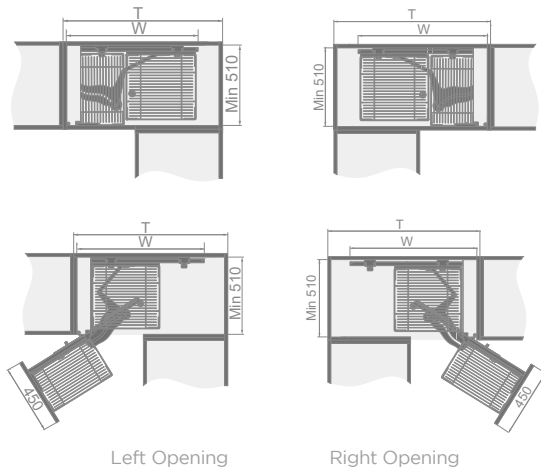



SOFT CLOSE MAGIC CORNER - DIAMOND STYLE



ART.NO	CABINET	W x D x H	WEIGHT CAPACITY	REMARK
101035	900mm	860x510x535mm	5 kgs per tray	Chrome Plating Left Opening
101035-P	900mm	860x510x535mm	5 kgs per tray	Nano Grey Painting Left Opening
101036	900mm	860x510x535mm	5 kgs per tray	Chrome Plating Right Opening
101036-P	900mm	860x510x535mm	5 kgs per tray	Nano Grey Painting Right Opening

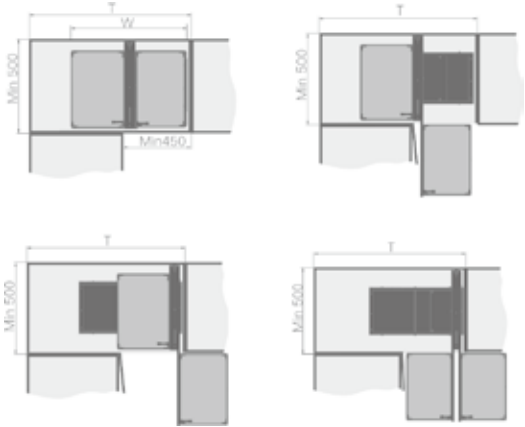
SOFT CLOSE MAGIC CORNER - FASHION STYLE



ART.NO	CABINET	W x D x H	WEIGHT CAPACITY	REMARK
101005	900mm	860x510x535mm	5 kgs per tray	Left Opening
101006	900mm	860x510x535mm	5 kgs per tray	Right Opening
101027	900mm	860x510x535mm	3 kgs per tray	Eco Version Left Opening
101028	900mm	860x510x535mm	3 kgs per tray	Eco Version Left Opening



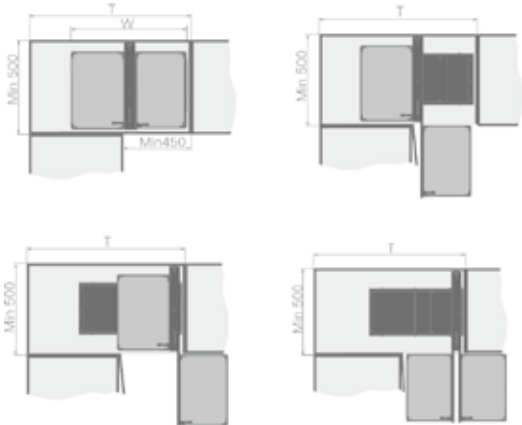
SOFT CLOSE SHOW HAND CORNER - SHEARER STYLE



ART.NO	CABINET	W x D x H	WEIGHT CAPACITY	REMARK
101148	800/900mm	660x455x595 mm	5 kgs per tray	Universal Opening

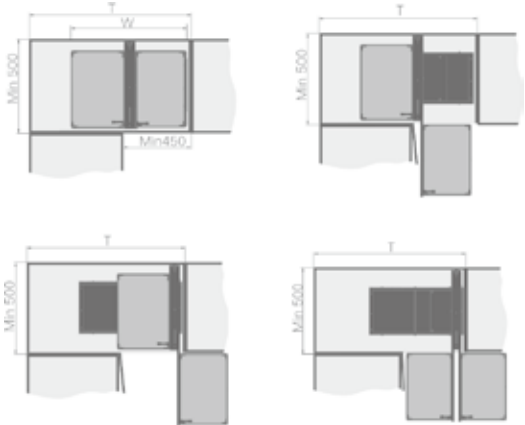


SOFT CLOSE SHOW HAND CORNER - DIAMOND STYLE



ART.NO	CABINET	W x D x H	WEIGHT CAPACITY	REMARK
101125	800/900mm	660x455x595 mm	5 kgs per tray	Universal Opening
101125-P	800/900mm	660x455x595 mm	5 kgs per tray	Nano Grey Painting Universal Opening

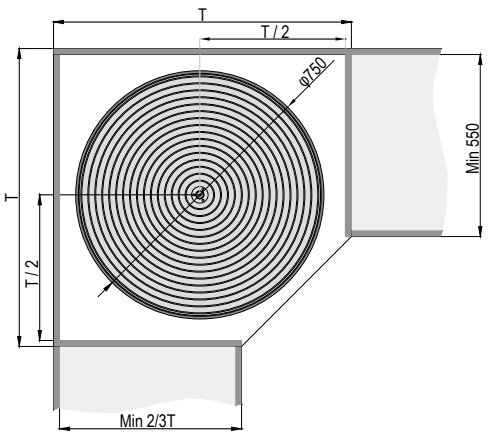
SOFT CLOSE SHOW HAND CORNER - FASHION STYLE



ART.NO	CABINET	W x D x H	WEIGHT CAPACITY	REMARK
101011	800/900mm	660x455x595 mm	5 kgs per tray	Universal Opening



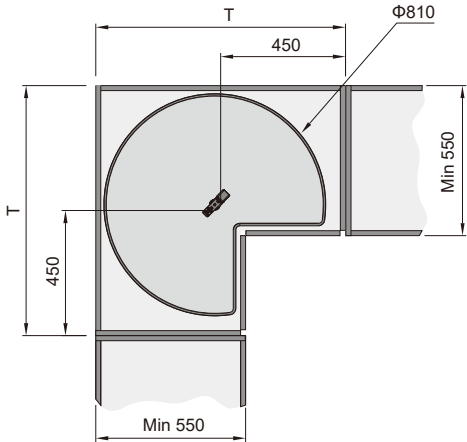
360° REVOLVE BASKET -FASHION STYLE



ART.NO	CABINET	W x D x H	WEIGHT CAPACITY	REMARK
103025	500mm	Ø420xH(600-900)mm	5 kgs per tray	2 Layers
103021	900mm	Ø750xH(600-900)mm	5 kgs per tray	2 Layers
103024	700mm	Ø600xH(754-904)mm	5 kgs per tray	3 Layers

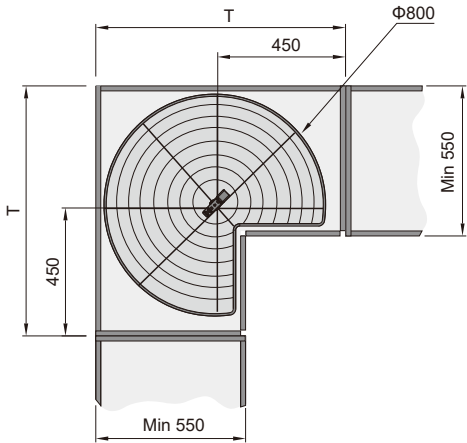


270° REVOLVE BASKET-ARENA STYLE



ART.NO	CABINET	W x D x H	WEIGHT CAPACITY	REMARK
101110	800mm	Ø710xH(600-730)mm	10 kgs per tray	Chrome Plating
101110-P	800mm	Ø710xH(600-730)mm	10 kgs per tray	Nano Grey Painting
101112	900mm	Ø810xH(600-730)mm	10 kgs per tray	Chrome Plating
101112-P	900mm	Ø810xH(600-730)mm	10 kgs per tray	Nano Grey Painting

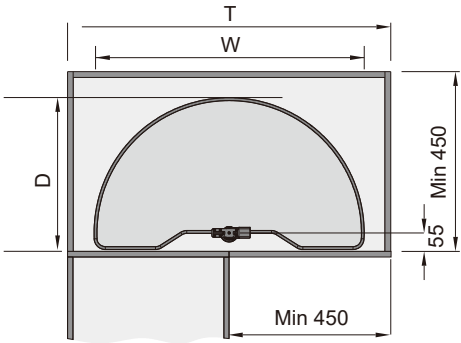
270° REVOLVE BASKET-FASHION STYLE



ART.NO	CABINET	W x D x H	WEIGHT CAPACITY
101111	800mm	Ø710xH(600-730)mm	5 kgs per tray
101113	900mm	Ø810xH(600-730)mm	5 kgs per tray

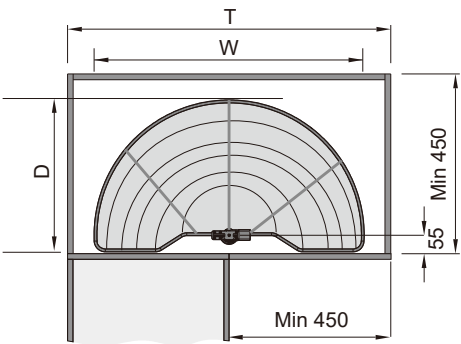


180° REVOLVE BASKET-ARENA STYLE



ART.NO	CABINET	W x D x H	WEIGHT CAPACITY	REMARK
101108	900mm	750x420x(600-730)mm	10 kgs per tray	Chrome Plating
101108-P	900mm	750x420x(600-730)mm	10 kgs per tray	Nano Grey Painting

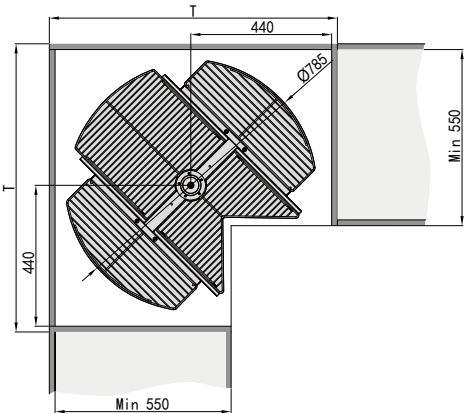
180° REVOLVE BASKET-FASHION STYLE



ART.NO	CABINET	W x D x H	WEIGHT CAPACITY	REMARK
101106	900mm	750x420x(600-730)mm	5 kgs per tray	Chrome Plating
101106-P	900mm	750x420x(600-730)mm	5 kgs per tray	Nano Grey Painting

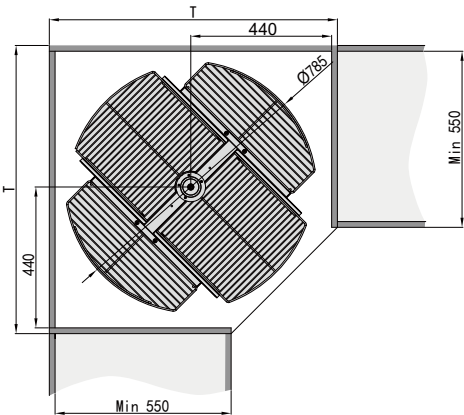


270° REVOLVE MAGIC CORNER



ART.NO	CABINET	W x D x H	WEIGHT CAPACITY
102001	900mm	785x785x(650-750)mm	3 kgs per tray

360° REVOLVE MAGIC CORNER



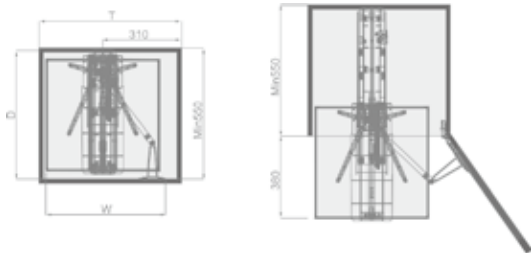
ART.NO	CABINET	W x D x H	WEIGHT CAPACITY
103001	900mm	Ø785xH(650-750)mm	3 kgs per tray

KITCHEN LARDER UNIT





SOFTSTOP
PLUS

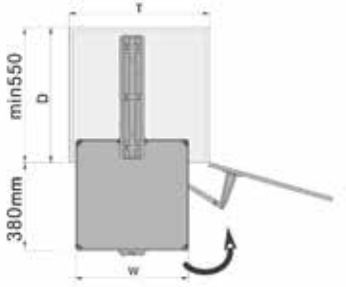



SPACE SWIVEL PULL-OUT - SHEARER STYLE

ART.NO	CABINET	W x D x H	WEIGHT CAPACITY	REMARK
205181	500mm	380x535x(1420-1720)mm	8 kgs per tray	4 Layers
205182	500mm	380x535x(1720-2020)mm	8 kgs per tray	5 Layers
205183	500mm	380x535x(2020-2320)mm	8 kgs per tray	6 Layers
205184	600mm	480x535x(1420-1720)mm	8 kgs per tray	4 Layers
205185	600mm	480x535x(1720-2020)mm	8 kgs per tray	5 Layers
205186	600mm	480x535x(2020-2320)mm	8 kgs per tray	6 Layers



SOFTSTOP
PLUS

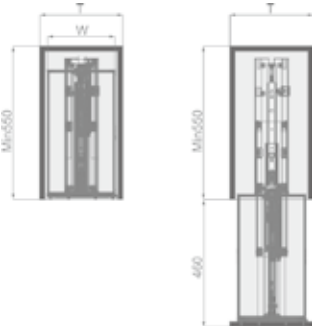


SPACE SWIVEL PULL-OUT - V3.0

ART.NO	CABINET	W x D x H	WEIGHT CAPACITY	REMARK
205105-P	500mm	380x545x(1420-1720)mm	8 kgs per tray	4 Layers Nano Powder Coating + Glass
205106-P	500mm	380x545x(1720-2020)mm	8 kgs per tray	5 Layers Nano Powder Coating + Glass
205107-P	500mm	380x545x(2020-2320)mm	8 kgs per tray	6 Layers Nano Powder Coating + Glass
205115-P	500mm	480x545x(1420-1720)mm	8 kgs per tray	4 Layers Nano Powder Coating + Glass
205116-P	500mm	480x545x(1720-2020)mm	8 kgs per tray	5 Layers Nano Powder Coating + Glass
205117-P	500mm	480x545x(2020-2320)mm	8 kgs per tray	6 Layers Nano Powder Coating + Glass

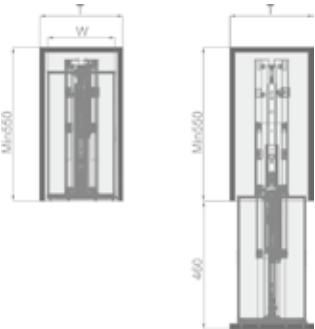


SOFT CLOSE TALL UNIT
SHEARER STYLE



SOFT CLOSE TALL UNIT - SHEARER STYLE

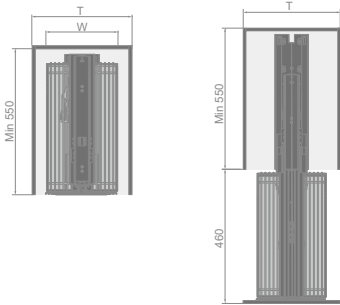
ART.NO	CABINET	W x D x H	WEIGHT CAPACITY	REMARK
201181	300mm	250x500x(1259-1659)mm	8 kgs per tray	4 Layers
201182	300mm	250x500x(1659-2059)mm	8 kgs per tray	5 Layers
201183	300mm	250x500x(1959-2359)mm	8 kgs per tray	6 Layers
201184	400mm	350x500x(1259-1659)mm	8 kgs per tray	4 Layers
201185	400mm	350x500x(1659-2059)mm	8 kgs per tray	5 Layers
201186	400mm	350x500x(1959-2359)mm	8 kgs per tray	6 Layers



SOFT CLOSE TALL UNIT - DIAMOND STYLE

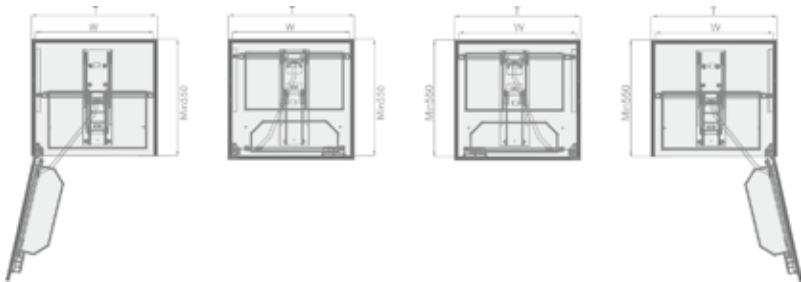

ART.NO	CABINET	W x D x H	WEIGHT CAPACITY	REMARK
201121	300mm	250x500x(1259-1659)mm	8 kgs per tray	4 Layers Chrome Plating
201121-P	300mm	250x500x(1259-1659)mm	8 kgs per tray	4 Layers Nano Powder Painting
201122	300mm	250x500x(1659-2059)mm	8 kgs per tray	5 Layers Chrome Plating
201122-P	300mm	250x500x(1659-2059)mm	8 kgs per tray	5 Layers Nano Powder Painting
201123	300mm	250x500x(1959-2359)mm	8 kgs per tray	6 Layers Chrome Plating
201123-P	300mm	250x500x(1959-2359)mm	8 kgs per tray	6 Layers Nano Powder Painting
201124	400mm	350x500x(1259-1659)mm	8 kgs per tray	4 Layers Chrome Plating
201124-P	400mm	350x500x(1259-1659)mm	8 kgs per tray	4 Layers Nano Powder Painting
201125	400mm	350x500x(1659-2059)mm	8 kgs per tray	5 Layers Chrome Plating
201125-P	400mm	350x500x(1659-2059)mm	8 kgs per tray	5 Layers Nano Powder Painting
201126	400mm	350x500x(1959-2359)mm	8 kgs per tray	6 Layers Chrome Plating
201126-P	400mm	350x500x(1959-2359)mm	8 kgs per tray	6 Layers Nano Powder Painting

SOFTSTOP
PLUS



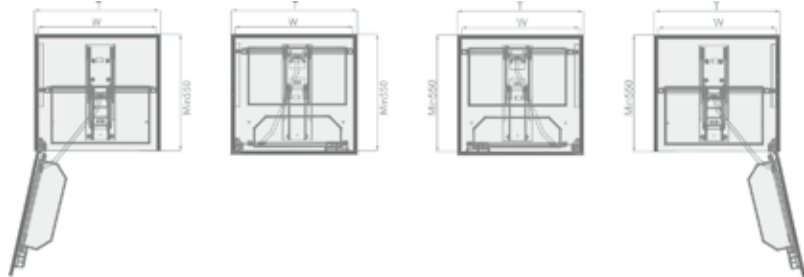
SOFT CLOSE TALL UNIT - FASHION STYLE

ART.NO	CABINET	W x D x H	WEIGHT CAPACITY	REMARK
201101	300mm	250x500x(1259-1659)mm	8 kgs per tray	4 Layers
201102	300mm	250x500x(1659-2059)mm	8 kgs per tray	5 Layers
201103	300mm	250x500x(1959-2359)mm	8 kgs per tray	6 Layers
201104	400mm	350x500x(1259-1659)mm	8 kgs per tray	4 Layers
201105	400mm	350x500x(1659-2059)mm	8 kgs per tray	5 Layers
201106	400mm	350x500x(1959-2359)mm	8 kgs per tray	6 Layers



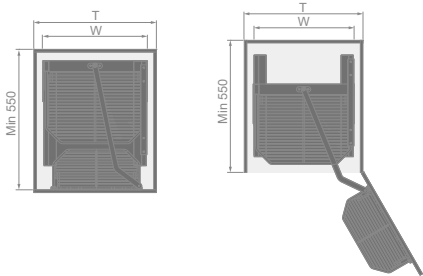
SOFT CLOSE SWIVEL PULL OUT - SHEARER STYLE

ART.NO	CABINET	W x D x H	WEIGHT CAPACITY	REMARK
202251	450mm	408x500x1335mm	5 kgs per tray	4 Layers
202252	450mm	408x500x1625mm	5 kgs per tray	5 Layers
202253	450mm	408x500x1825mm	5 kgs per tray	6 Layers
202254	600mm	558x500x1335mm	5 kgs per tray	4 Layers
202255	600mm	558x500x1625mm	5 kgs per tray	5 Layers
202256	600mm	558x500x1825mm	5 kgs per tray	6 Layers



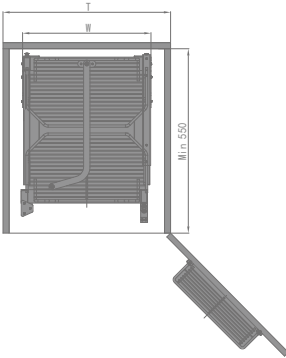
SOFT CLOSE SWIVEL PULL OUT - DIAMOND STYLE

ART.NO	CABINET	W x D x H	WEIGHT CAPACITY	REMARK
202261	450mm	408x500x1335mm	5 kgs per tray	4 Layers Chrome Plating
202261-P	450mm	408x500x1335mm	5 kgs per tray	4 Layers Nano Powder Painting
202262	450mm	408x500x1625mm	5 kgs per tray	5 Layers Chrome Plating
202262-P	450mm	408x500x1625mm	5 kgs per tray	5 Layers Nano Powder Painting
202263	450mm	408x500x1825mm	5 kgs per tray	6 Layers Chrome Plating
202263-P	450mm	408x500x1825mm	5 kgs per tray	6 Layers Nano Powder Painting
202264	600mm	558x500x1335mm	5 kgs per tray	4 Layers Chrome Plating
202264-P	600mm	558x500x1335mm	5 kgs per tray	4 Layers Nano Powder Painting
202265	600mm	558x500x1625mm	5 kgs per tray	5 Layers Chrome Plating
202265-P	600mm	558x500x1625mm	5 kgs per tray	5 Layers Nano Powder Painting
202266	600mm	558x500x1825mm	5 kgs per tray	6 Layers Chrome Plating
202266-P	600mm	558x500x1825mm	5 kgs per tray	6 Layers Nano Powder Painting



SWIVEL TANDEM PANTRY - FASHION STYLE

ART.NO	CABINET	W x D x H	WEIGHT CAPACITY	REMARK
202001	450/500mm	385x510x(1259-1659)mm	5 kgs per tray	4 Layers
202002	450/500mm	385x510x(1659-2059)mm	5 kgs per tray	5 Layers
202003	450/500mm	385x510x(1959-2359)mm	5 kgs per tray	6 Layers
202004	600mm	485x510x(1259-1659)mm	5 kgs per tray	4 Layers
202005	600mm	485x510x(1659-2059)mm	5 kgs per tray	5 Layers
202006	600mm	485x510x(1959-2359)mm	5 kgs per tray	6 Layers



HALF PANTRY UNIT - FASHION STYLE

ART.NO	CABINET	W x D x H	WEIGHT CAPACITY	REMARK
203001	500mm	385x530x(1259-1659)mm	5 kgs per tray	4 Layers
203002	500mm	385x530x(1659-2059)mm	5 kgs per tray	5 Layers
203003	500mm	385x530x(1959-2359)mm	5 kgs per tray	6 Layers
203022	500mm	385x530x(1659-2059)mm	3 kgs per tray	Eco Version 5 Layers
203023	500mm	385x530x(1959-2359)mm	3 kgs per tray	Eco Version 6 Layers
203029	500mm	385x530x(1959-2359)mm	3 kgs per tray	Eco Version 7 Layers

KITCHEN BASE UNIT





TECHNOLOGY



FUNCTION

Divided storage for different kind of stuff according to different dietary habbit. The mul-functional flexible storage space is available .Easy store , easy to fetch . The hidden draining design is for less dirt, adaptable and suitable for different kinds of kitchen units for different cabinet size .



QUALITY

High quality shearer aluminum alloy ,more durable , high anti-rust ability ! The high quality steel with precise processing guarantee the cycle testing of 50000 times .



LOADING CAPACITY

Loading capacity Max 30 kgs

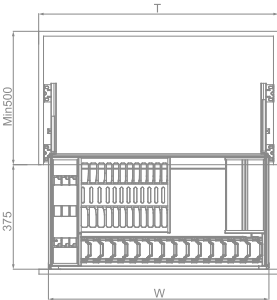


STORAGE

Recommended to store different kitchen units , like bowls, plates, pots and spoons ,etc

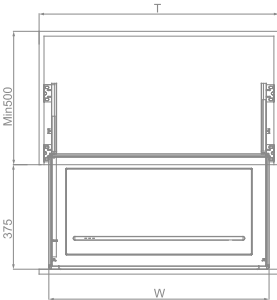


PULL OUT MULTI PURPOSE BASKET - SHEARER STYLE 2.0



ART.NO	CABINET	W x D x H	WEIGHT CAPACITY	REMARK
303355	600mm	564x440x165mm	30kgs	Soft Close
303354	700mm	664x440x165mm	30kgs	Soft Close
303352	800mm	764x440x165mm	30kgs	Soft Close
303351	900mm	864x440x165mm	30kgs	Soft Close

PULL OUT BASKET - SHEARER STYLE 2.0



ART.NO	CABINET	W x D x H	WEIGHT CAPACITY	REMARK
303365	600mm	564x440x165mm	30kgs	Soft Close
303364	700mm	664x440x165mm	30kgs	Soft Close
303362	800mm	764x440x165mm	30kgs	Soft Close
303361	900mm	864x440x165mm	30kgs	Soft Close



SOFTSTOP
PLUS



306234



306233



306232



306231

SEASONING PULL OUT BASKET - SHEARER STYLE 2.0

ART.NO	CABINET	W x D x H	WEIGHT CAPACITY	REMARK
306231	300mm	240x435x485mm	30kgs	Soft Close
306232	350mm	290x435x485mm	30kgs	Soft Close
306233	400mm	340x435x485mm	30kgs	Soft Close
306234	450mm	390x435x485mm	30kgs	Soft Close



TECHNOLOGY



FUNCTION

Divided storage for different kind of stuff according to different dietary habbit. The mul-functional flexible storage space is available .Easy store , easy to fetch . The hidden draining design is for less dirt, adaptable and suitable for different kinds of kitchen units for different cabinet size .



QUALITY

High quality sheerer aluminum alloy ,more endurable , high anti-rust ability ! The high quality steel with precise processing guarantee the cycle testing of 50000 times .



LOADING CAPACITY

Loading capacity Max 30 kgs



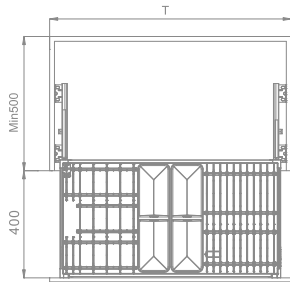
STORAGE

Recommended to store different kitchen units , like bowls, plates, pots and spoons ,etc

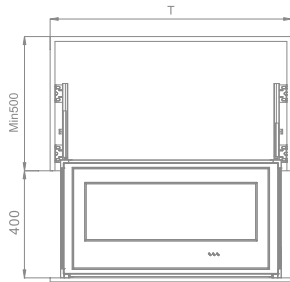


PULL OUT MULTI PURPOSE BASKET - SHEARER STYLE 3.0

PULL OUT BASKET - SHEARER STYLE 3.0



ART.NO	CABINET	W x D x H	WEIGHT CAPACITY	REMARK
303555	600mm	525x440x160mm	30kgs	Soft Close
303554	700mm	625x440x160mm	30kgs	Soft Close
303552	800mm	725x440x160mm	30kgs	Soft Close
303551	900mm	825x440x160mm	30kgs	Soft Close



ART.NO	CABINET	W x D x H	WEIGHT CAPACITY	REMARK
303565	600mm	525x440x160mm	30kgs	Soft Close
303564	700mm	625x440x160mm	30kgs	Soft Close
303562	800mm	725x440x160mm	30kgs	Soft Close
303561	900mm	825x440x160mm	30kgs	Soft Close



306294



306293



306292



306291

SEASONING PULL OUT BASKET - SHEARER STYLE 3.0

ART.NO	CABINET	W x D x H	WEIGHT CAPACITY	REMARK
306291	300mm	250x430x435mm	30kgs	Soft Close
306292	350mm	300x430x435mm	30kgs	Soft Close
306293	400mm	350x430x435mm	30kgs	Soft Close
306294	450mm	400x430x435mm	30kgs	Soft Close



TECHNOLOGY



FUNCTION

The storage function of the product is greatly improved through the multi-layer storage structure with the drawer in drawer structure and the flexibly adjustable divider, which can store more and more kinds of items, and can store cups, special-shaped dishes, bowls, and tableware. And cooking utensils.



QUALITY

The basket body is made of high-quality space aluminum alloy, which is rigid and durable, has strong corrosion resistance, and is guaranteed to be durable; the surface is treated with leading fluorocarbon technology, super rust-proof, and permanent non-fading; the guide rail is made of high-quality steel and precision-made, passing the European standard GS50000 life test .



LOADING CAPACITY

Loading capacity Max 30 kgs

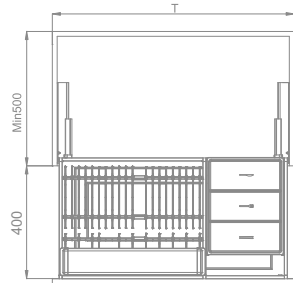


STORAGE

Recommended to store different kitchen units , like bowls, plates, pots and spoons ,etc

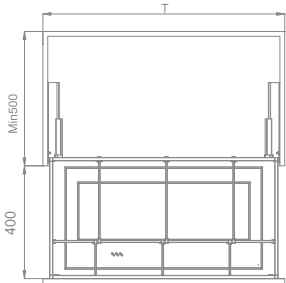



PULL OUT MULTI PURPOSE BASKET - SHEARER STYLE 4.0



ART.NO	CABINET	W x D x H	WEIGHT CAPACITY	REMARK
303585	600mm	550x460x265mm	30kgs	Soft Close
303584	700mm	650x460x265mm	30kgs	Soft Close
303582	800mm	750x460x265mm	30kgs	Soft Close
303581	900mm	850x460x265mm	30kgs	Soft Close

PULL OUT BASKET - SHEARER STYLE 4.0



ART.NO	CABINET	W x D x H	WEIGHT CAPACITY	REMARK
303595	600mm	550x460x265mm	30kgs	Soft Close
303594	700mm	650x460x265mm	30kgs	Soft Close
303592	800mm	750x460x265mm	30kgs	Soft Close
303591	900mm	850x460x265mm	30kgs	Soft Close



306274



306273



306272



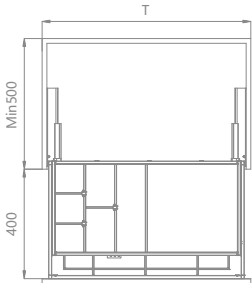
306271

SEASONING PULL OUT BASKET - SHEARER STYLE 4.0

ART.NO	CABINET	W x D x H	WEIGHT CAPACITY	REMARK
306271	300mm	245x465x555mm	30kgs	Soft Close
306272	350mm	295x465x555mm	30kgs	Soft Close
306273	400mm	345x465x555mm	30kgs	Soft Close
306274	450mm	395x465x555mm	30kgs	Soft Close



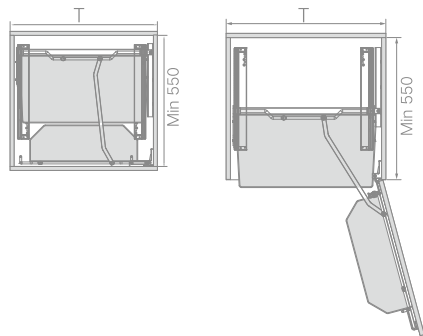

SHEARER 4.0 - MAGIC DRAWER



ART.NO	CABINET	W x D x H	WEIGHT CAPACITY	REMARK
303575	600mm	550x460x250mm	30kgs	Integrated Drawer Soft Close
303574	700mm	650x460x250mm	30kgs	Integrated Drawer Soft Close
303572	800mm	750x460x250mm	30kgs	Integrated Drawer Soft Close
303571	900mm	850x460x250mm	30kgs	Integrated Drawer Soft Close

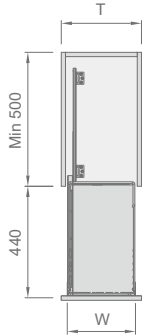


MINI PANTRY - SHEARER STYLE



ART.NO	CABINET	W x D x H	WEIGHT CAPACITY	REMARK
309041	600mm	550x490x590mm	5kgs per tray	

TRAY BASKET - SHEARER STYLE



ART.NO	CABINET	W x D x H	WEIGHT CAPACITY	REMARK
304307	200mm	135X460X580mm	5kgs per tray	Soft Close
304309	250mm	185x460x580mm	5kgs per tray	Soft Close
304308	300mm	235X460X580mm	5kgs per tray	Soft Close



TECHNOLOGY



Function

For storage of various types of kitchenware for different cabinet size (600-900mm) with soft close functionality



Quality

Made of high quality stainless Steel with electrolysis processing , more durable ,strong passing GS50000 Testing



Design

Flat wire gauge design is modern design for modular kitchen



Easy installation

You can do it yourself with a simplified clicking structure to install or uninstall the basket



Storage

Recommended Storage such as Pots , dishes, bowls, plates,,etc



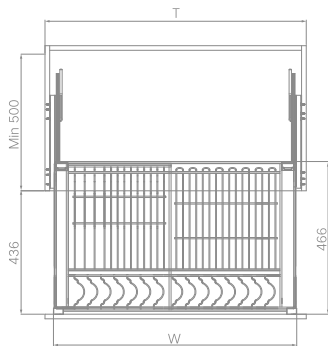
Loading Capacity

Max Loading Capacity is 30kgs

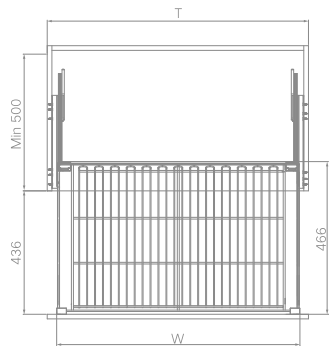


THREE SIDE MULTI-PURPOSE BASKET - DIAMOND STYLE

THREE SIDE PULL OUT BASKET- DIAMOND STYLE



ART.NO	CABINET	W x D x H	WEIGHT CAPACITY	REMARK
303501	600mm	540x467x189mm	30kgs	S.S.201/304 Soft Close
303502	700mm	640x467x189mm	30kgs	S.S.201/304 Soft Close
303504	800mm	740x467x189mm	30kgs	S.S.201/304 Soft Close
303505	900mm	840x467x189mm	30kgs	S.S.201/304 Soft Close




ART.NO	CABINET	W x D x H	WEIGHT CAPACITY	REMARK
303511	600mm	540x467x189mm	30kgs	S.S.201/304 Soft Close
303512	700mm	640x467x189mm	30kgs	S.S.201/304 Soft Close
303514	800mm	740x467x189mm	30kgs	S.S.201/304 Soft Close
303515	900mm	840x467x189mm	30kgs	S.S.201/304 Soft Close



SOFTSTOP
PLUS




306034



306035



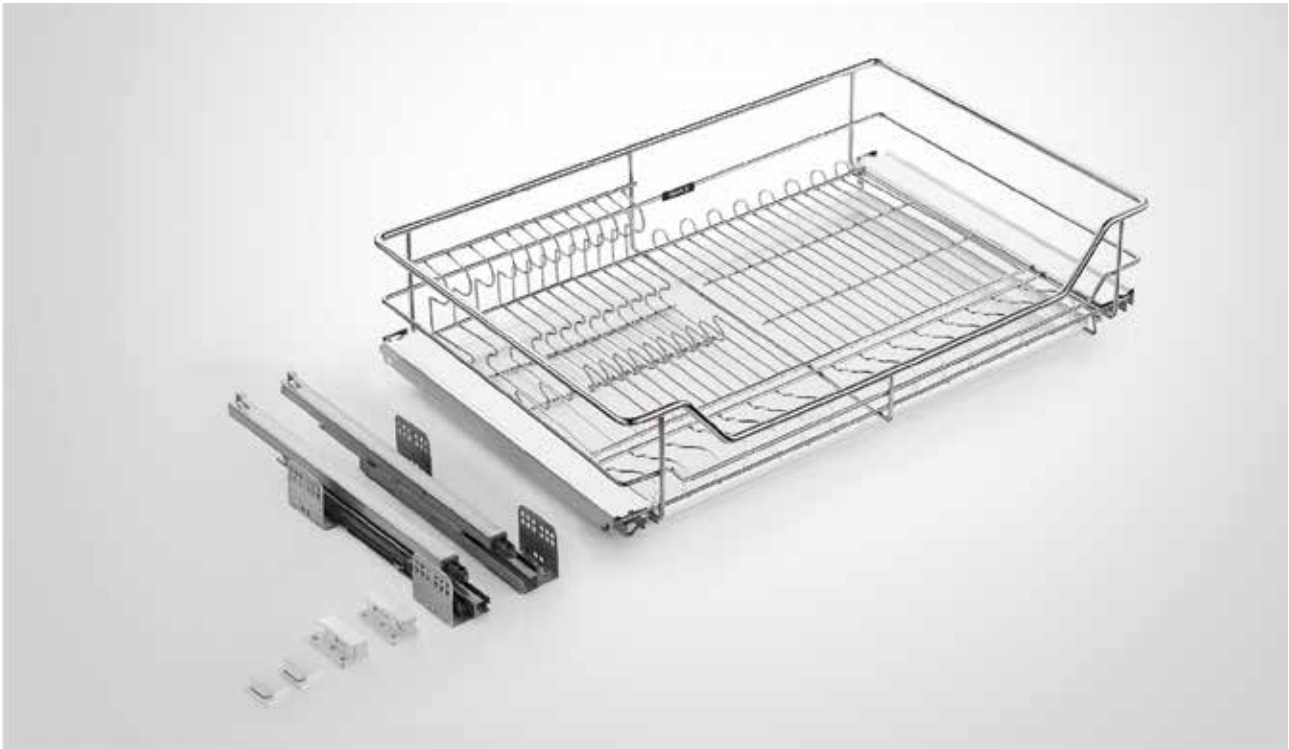
306043



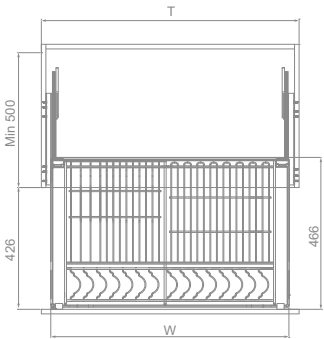

306054

MULTI-PURPOSE BASKET - DIAMOND STYLE

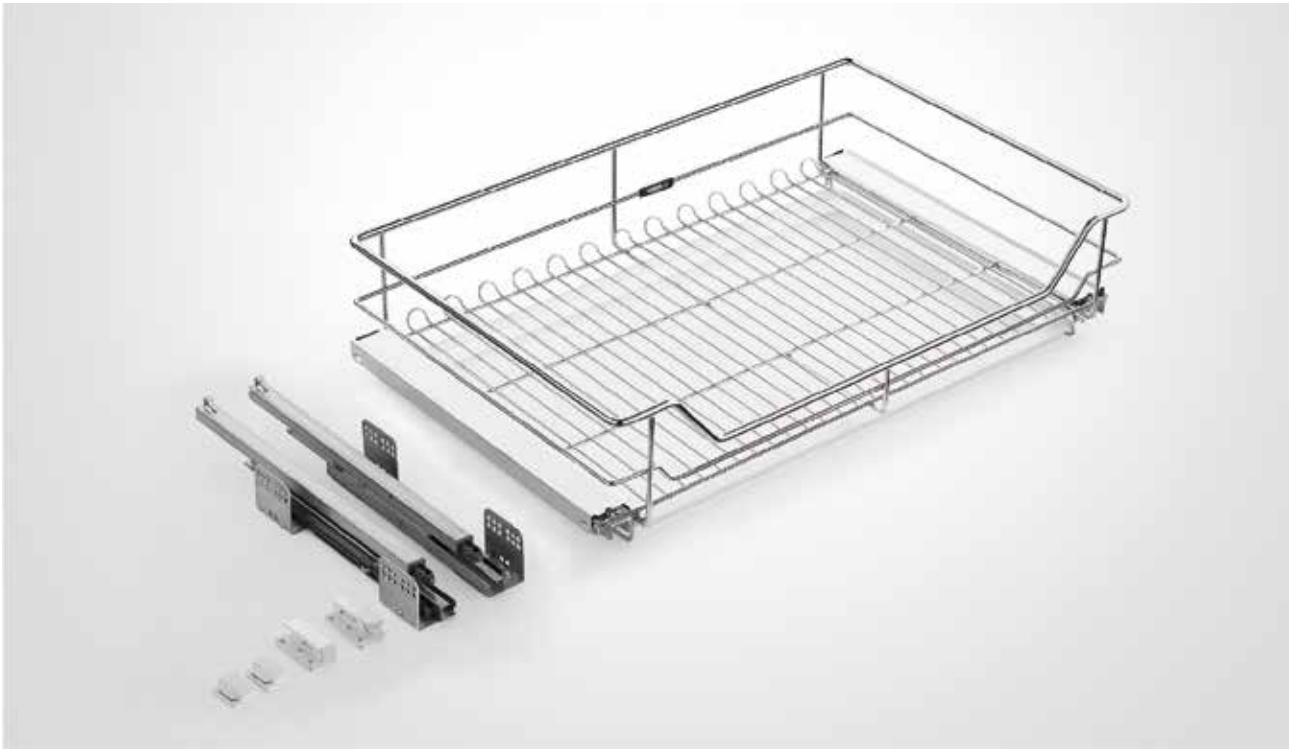
ART.NO	CABINET	W x D x H	WEIGHT CAPACITY	REMARK
306034	300mm	237x465x422mm	30kgs	S.S.201/304 Soft Close
306035	350mm	294x465x422mm	30kgs	S.S.201/304 Soft Close
306043	400mm	345x465x422mm	30kgs	S.S.201/304 Soft Close
306052	450mm	387x465x422mm	30kgs	S.S.201/304 Soft Close



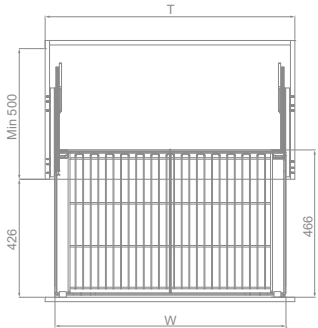

FOUR SIDE MULTI-PURPOSE BASKET - FASHION STYLE



ART.NO	CABINET	W x D x H	WEIGHT CAPACITY	REMARK
301607	600mm	535x466x186mm	30kgs	Soft Close
301601	700mm	635x466x186mm	30kgs	Soft Close
301602	800mm	735x466x186mm	30kgs	Soft Close
301603	900mm	835x466x186mm	30kgs	Soft Close



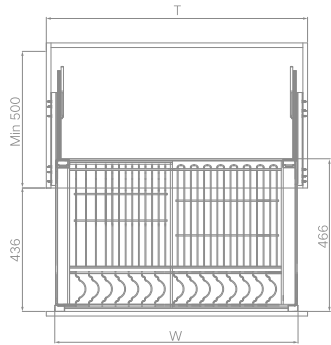
FOUR SIDE PULL OUT BASKET - FASHION STYLE



ART.NO	CABINET	W x D x H	WEIGHT CAPACITY	REMARK
301004	600mm	494x450x140mm	30kgs	Soft Close
301101	700mm	630x465x133mm	30kgs	Soft Close
301102	800mm	680x465x133mm	30kgs	Soft Close
301103	900mm	730x465x133mm	30kgs	Soft Close




THREE SIDE MULTI-PURPOSE BASKET - FASHION STYLE



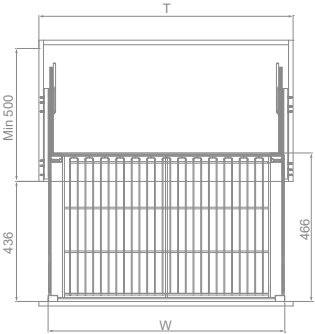

ART.NO	CABINET	W x D x H	WEIGHT CAPACITY	REMARK
303605	600mm	530x464x195mm	30kgs	Soft Close
303601	700mm	630x464x195mm	30kgs	Soft Close
303602	800mm	730x464x195mm	30kgs	Soft Close
303603	900mm	830x464x195mm	30kgs	Soft Close



SOFTSTOP
PLUS



PULL OUT BASKET - FASHION STYLE



ART.NO	CABINET	W x D x H	WEIGHT CAPACITY	REMARK
303004	600mm	494x450x140mm	30kgs	Soft Close
303101	700mm	630x465x133mm	30kgs	Soft Close
303102	800mm	680x465x133mm	30kgs	Soft Close
303103	900mm	730x465x133mm	30kgs	Soft Close



SOFTSTOP
PLUS

TECHNOLOGY



FUNCTION

Storage for different function item. Equipped with imported knife rest, chopsticks barrel and PVC tray. Be free to choose different slider.



QUALITY

The frame is made of high-quality steel, with 3 layer car painting process. The basket surface finished by trivalent chromium plating with European environmental standards. The slide is made of high-quality steel and pass European GS standard testing 50,000 times running.



DESIGN

integrative design benifits for the well organized sotrage and base mount design makes the pulling smooth.



STORAGE

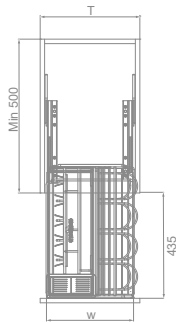

Suggest to store knives, cutting boards, condiments, wines, kitchenware, chopsticks, etc.



LOADING CAPACITY

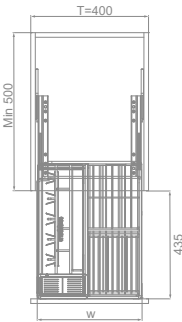
Playload: Max load capacity is 30kgs.

MUL BASKET - FASHION STYLE



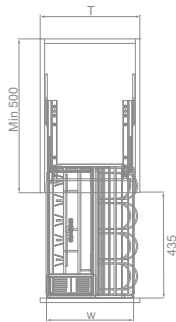
ART.NO	CABINET	W x D x H	WEIGHT CAPACITY	REMARK
306031	300mm	237x465x422mm	30kgs	Soft Close

MUL BASKET - FASHION STYLE



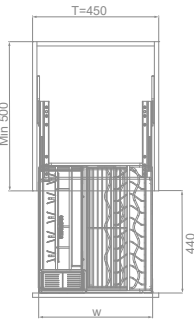
ART.NO	CABINET	W x D x H	WEIGHT CAPACITY	REMARK
306041	400mm	337x465x422mm	30kgs	Soft Close

MUL BASKET - FASHION STYLE



ART.NO	CABINET	W x D x H	WEIGHT CAPACITY	REMARK
306021	350mm	300x465x422mm	30kgs	Soft Close
306022	400mm	337x465x422mm	30kgs	Soft Close

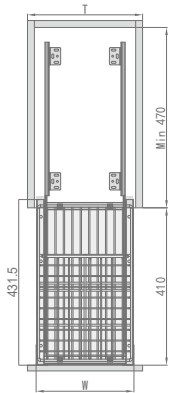
MUL BASKET - FASHION STYLE



ART.NO	CABINET	W x D x H	WEIGHT CAPACITY	REMARK
306051	450mm	387x465x422mm	30kgs	Soft Close

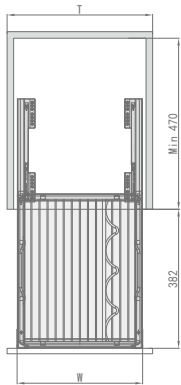


SOFTSTOP
PLUS



BOTTLE&BREAD BASKET - FASHION STYLE

ART.NO	CABINET	W x D x H	WEIGHT CAPACITY	REMARK
306013	300mm	255x430x552mm	30kgs	Soft Close
306015	400mm	317x484x510mm	30kgs	Soft Close



LUNETTE BASKET - FASHION STYLE

ART.NO	CABINET	W x D x H	WEIGHT CAPACITY	REMARK
305021	400mm	345x430x527mm	30kgs	Soft Close



TECHNOLOGY



FUNCTION

The storage function of the product is greatly improved through the multi-layer storage structure with the drawer in drawer structure and the flexibly adjustable divider, which can store more and more kinds of items, and can store cups, special-shaped dishes, bowls, and tableware. And cooking utensils.



QUALITY

The basket body is made of high-quality space aluminum alloy, which is rigid and durable, has strong corrosion resistance, and is guaranteed to be durable; the surface is treated with leading fluorocarbon technology, super rust-proof, and permanent non-fading; the guide rail is made of high-quality steel and precision-made, passing the European standard GS50000 life test .



LOADING CAPACITY

Loading capacity Max 30 kgs

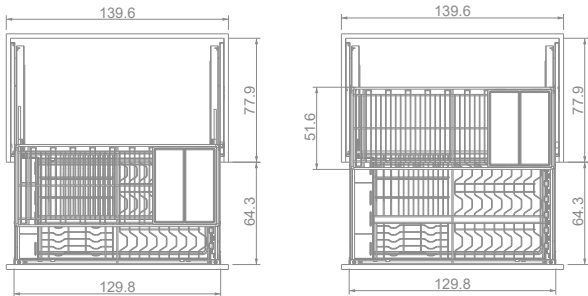


STORAGE

Recommended to store different kitchen units , like bowls, plates, pots and spoons ,etc

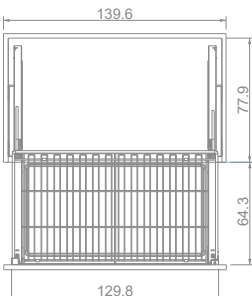


MULTI-PURPOSE PULL OUT BASKET - STARLINK



ART.NO	CABINET	W x D x H	WEIGHT CAPACITY	REMARK
303685	600mm	564x465x310 mm	30kgs	Soft Close Nano Coating
303684	700mm	664x465x310 mm	30kgs	Soft Close Nano Coating
303682	800mm	764x465x310 mm	30kgs	Soft Close Nano Coating
303681	900mm	864x465x310 mm	30kgs	Soft Close Nano Coating

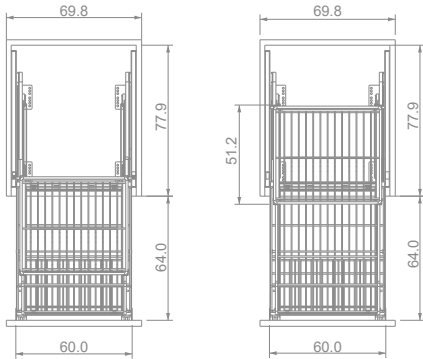
PULL OUT BASKET - STARLINK




ART.NO	CABINET	W x D x H	WEIGHT CAPACITY	REMARK
303695	600mm	564x465x178 mm	30kgs	Soft Close Nano Coating
303694	700mm	664x465x178 mm	30kgs	Soft Close Nano Coating
303692	800mm	764x465x178 mm	30kgs	Soft Close Nano Coating
303691	900mm	864x465x178 mm	30kgs	Soft Close Nano Coating



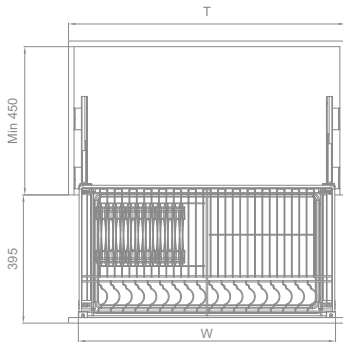
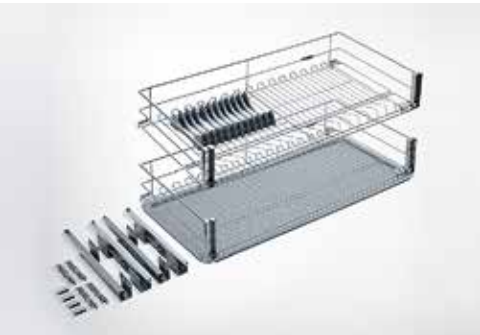
MULTI PURPOSE BASKET - STARLINK



ART.NO	CABINET	W x D x H	WEIGHT CAPACITY	REMARK
306301	300mm	237x466x532 mm	30kgs	Soft Close Nano Coating
306302	350mm	287x466x532 mm	30kgs	Soft Close Nano Coating
306303	400mm	337x466x532 mm	30kgs	Soft Close Nano Coating
306304	450mm	387x466x532 mm	30kgs	Soft Close Nano Coating



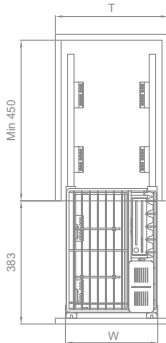
PULL OUT BASKET - M SEREIS



ART.NO	CABINET	W x D x H	WEIGHT CAPACITY	REMARK
303271	600mm	536x430x150mm	30kgs	Soft Close Nano Coating
303272	700mm	636x430x150mm	30kgs	Soft Close Nano Coating
303274	800mm	736x430x150mm	30kgs	Soft Close Nano Coating
303275	900mm	836x430x150mm	30kgs	Soft Close Nano Coating



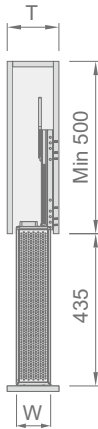
MULTI PURPOSE BASKET - M SERIES



ART.NO	CABINET	W x D x H	WEIGHT CAPACITY	REMARK
306181	300mm	236x416x430mm	30kgs	Soft Close Nano Coating
306182	350mm	286x416x430mm	30kgs	Soft Close Nano Coating
306183	400mm	336x416x430mm	30kgs	Soft Close Nano Coating
306184	450mm	386x416x430mm	30kgs	Soft Close Nano Coating



NARROW BASKET - DIAMOND STYLE




ART.NO	CABINET	W x D x H	WEIGHT CAPACITY	REMARK
304221-P	150mm	100X485X520mm	30kgs	Nano Coating



SOFTSTOP
PLUS

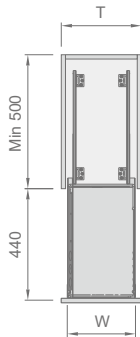


Wooden Tray

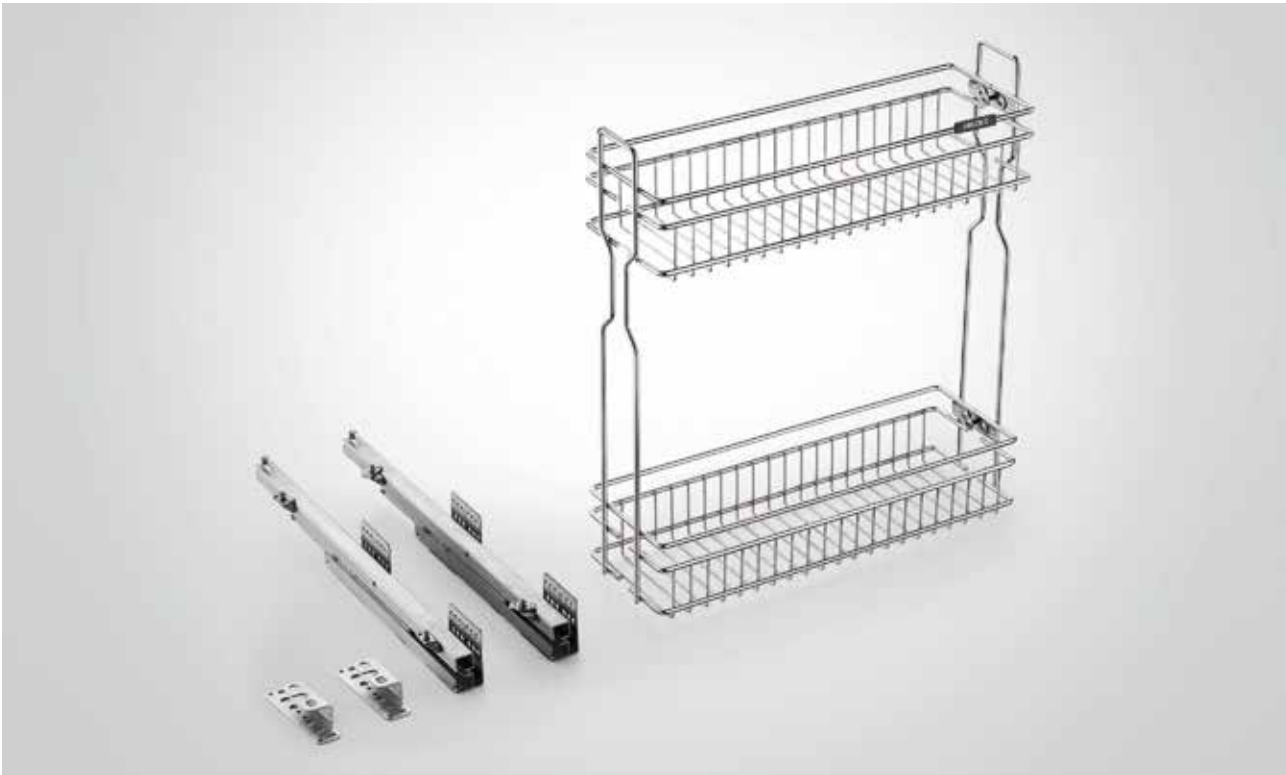


Wire Basket

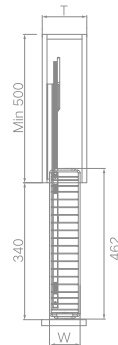
SIDE BASKET- DIAMOND STYLE



ART.NO	CABINET	W x D x H	WEIGHT CAPACITY	REMARK
304301	200mm	135X460X580mm	30kgs	Wooden Tray
304302	300mm	235X460X580mm	30kgs	Wooden Tray
304115	200mm	135X460X580mm	30kgs	Wire Basket
304117	300mm	235X460X580mm	30kgs	Wire Basket



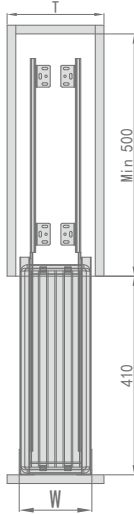
NARROW BASKET - FASHION STYLE




ART.NO	CABINET	W x D x H	WEIGHT CAPACITY	REMARK
304098	150mm	105x455x505mm	20kgs	Soft Close
304099	200mm	145x455x505mm	20kgs	Soft Close




SOFTSTOP
PLUS



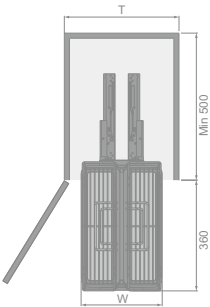
BASE BASKET-FASHION STYLE



ART.NO	CABINET	W x D x H	WEIGHT CAPACITY	REMARK
304084	150mm	100x450x520mm	20kgs	Soft Close
304081	200mm	150x450x520mm	20kgs	Soft Close
305001	300mm	235x450x520mm	20kgs	Soft Close



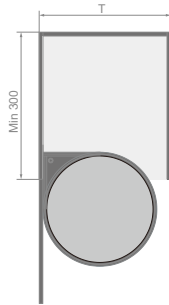
CLEAR-LIQUID RACK



ART.NO	CABINET	W x D x H	WEIGHT CAPACITY	REMARK
307020	350mm	285x467x415mm	10kgs	Soft Close



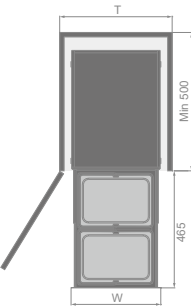

S.S. WASTEBIN



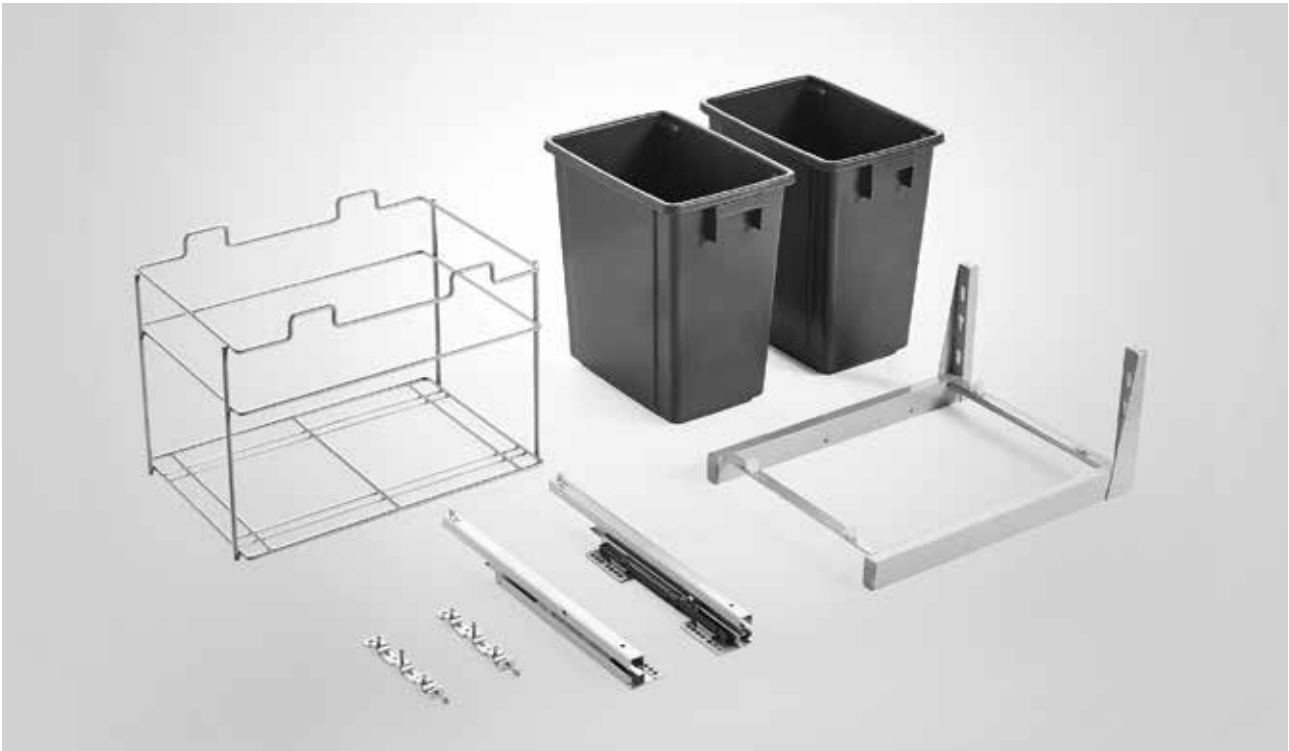
ART.NO	CABINET	W x D x H	WEIGHT CAPACITY	REMARK
307015	350mm	Ø260xH315mm	8kgs	8L
307016	450mm	Ø290xH350mm	8kgs	14L



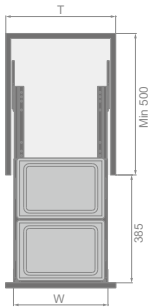
UNDER SINK WASTEBIN



ART.NO	CABINET	W x D x H	WEIGHT CAPACITY	REMARK
307013	400mm	345x500x310mm	20kgs	2x15L



SOFT CLOSE WASTEBIN

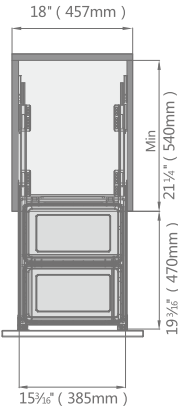


ART.NO	CABINET	W x D x H	WEIGHT CAPACITY	REMARK
307012	450mm	345x475x440 mm	20kgs	2x17L



US STYLE WASTEBIN

ART.NO	CABINET	W x D x H	WEIGHT CAPACITY	REMARK
307027	300mm	235x465x500mm	20kgs	1x28L



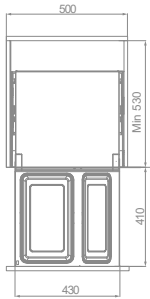
US STYLE WASTEBIN

ART.NO	CABINET	W x D x H	WEIGHT CAPACITY	REMARK
307026	450mm	385x520x500mm	20kgs	2x28L



The sliding shelf is optional,please confirm before ordering.

UK STYLE WASTEBIN

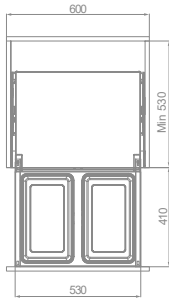


ART.NO	CABINET	W x D x H	WEIGHT CAPACITY	REMARK
306084	500mm	464x490x470mm	30kgs	1x17L+2x14L
306082	600mm	564x490x470 mm	30kgs	1x28L+2x14L



The sliding shelf is optional, please confirm before ordering.

UK STYLE WASTEBIN



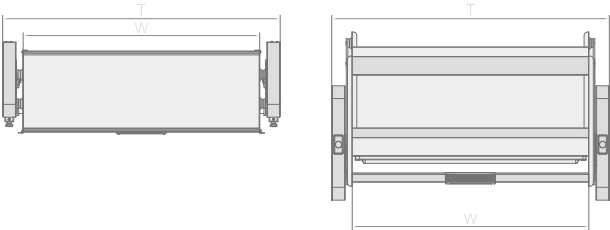
ART.NO	CABINET	W x D x H	WEIGHT CAPACITY	REMARK
306083	500mm	464x490x470mm	30kgs	1x17L+1x28L
306081	600mm	564x490x470 mm	30kgs	2x28L

KITCHEN OVERHEAD CABINET UNITS





LIFT BASKET - SHEARER STYLE



ART.NO	CABINET	W x D x H	WEIGHT CAPACITY	REMARK
401221	600mm	564x283x525mm	15kgs	Soft Stop
401222	700mm	664x283x525mm	15kgs	Soft Stop
401223	800mm	764x283x525mm	15kgs	Soft Stop
401224	900mm	864x283x525mm	15kgs	Soft Stop



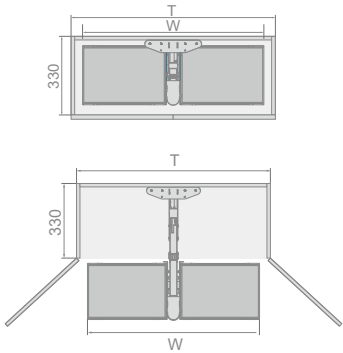
DISH AND BOWL LIFT BASKET



ART.NO	CABINET	W x D x H	WEIGHT CAPACITY	REMARK
401251	600mm	564x283x525mm	15kgs	Soft Stop
401252	700mm	664x283x525mm	15kgs	Soft Stop
401253	800mm	764x283x525mm	15kgs	Soft Stop
401254	900mm	864x283x525mm	15kgs	Soft Stop



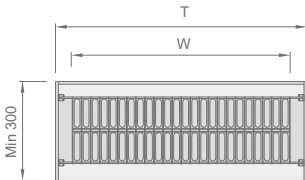
LIFT-BASKET-DIAMOND



ART.NO	CABINET	W x D x H	WEIGHT CAPACITY	REMARK
401017	800mm	705x295x(660-860)mm	15kgs	Soft Stop Chrome Plating
401017-P	800mm	705x295x(660-860)mm	15kgs	Soft Stop Nano Grey Painting
401018	900mm	805x295x(660-860)mm	15kgs	Soft Stop Chrome Plating
401018-P	900mm	805x295x(660-860)mm	15kgs	Soft Stop Nano Grey Painting



SS DRAINING RACKS



ART.NO	CABINET	W x D x H	WEIGHT CAPACITY	REMARK
401070	600mm	565x250x(100+45)mm	15kgs	S.S201/304
401071	700mm	665x250x(100+45)mm	15kgs	S.S201/304
401072	800mm	765x250x(100+45)mm	15kgs	S.S201/304
401073	900mm	865x250x(100+45)mm	15kgs	S.S201/304



CAPRI MID WAY SET

ART.NO	NAME	W x D x H	MATERIAL	ACCESSORIES MATERIAL	PROCESS
403191	Hanging Rod	900x40x31.2mm	Aluminum Alloy	/	Nano Coating
	Hook	110x40x46mm	MS	/	Nano Coating
	Upper Shelf	280x105x12mm	MS	/	Nano Coating
	Tall Bottle Shelf	260x262x101mm	MS	/	Nano Coating
	Short Bottle Shelf	260x181x120mm	MS	ABS+Silica Gel	Nano Coating
	Knives Rack	220x262x52mm	MS	Sapele Wood+ABS	Nano Coating

LED LIGHTING IS OPTIONAL


Over All Size :904x300x126mm



COHIBA MIDWAY SET

ART.NO	W x D x H	MATERIAL	SURFACE	PROCESS
415081	760x290x360mm	Aluminum Alloy	Silver	Electrofluorination

WARDROBE FUNCTIONAL HARDWARE



A SERIES

WARDROBE FUNCTIONAL
HARDWARE





Come From The Nobility Of Ferrari Leather

The Art Of Fingertips, Silent Luxury.

The a series collection blends top quality materials with craftsmanship. Fluorocarbon technology, environmental protection and health, no odor and no deformation, for you to create a rich quality of life. A precise and meticulous line, forging a fashion delicate, between the push and pull, quiet enjoy the sincerity of a series artisans work.





CHARM BOX

ART.NO	CABINET	W x D x H	REMARK
703741-S	600mm	564x465x60mm	Soft Close
703742-S	700mm	664x465x60mm	Soft Close
703743-S	800mm	764x465x60mm	Soft Close
703744-S	900mm	864x465x60mm	Soft Close



LEATHERY CLOTHES BASKET

ART.NO	CABINET	W x D x H	REMARK
703731-S	600mm	564x465x280mm	Soft Close
703732-S	700mm	664x465x280mm	Soft Close
703733-S	800mm	764x465x280mm	Soft Close
703734-S	900mm	864x465x280mm	Soft Close



CHARM STORAGE BOX

ART.NO	CABINET	W x D x H	REMARK
703711-S	600mm	564x465x100mm	Soft Close
703712-S	700mm	664x465x100mm	Soft Close
703713-S	800mm	764x465x100mm	Soft Close
703714-S	900mm	864x465x100mm	Soft Close




TROUSERS RACK

ART.NO	CABINET	W x D x H	REMARK
703721-S	600mm	564x465x60mm	Soft Close
703722-S	700mm	664x465x60mm	Soft Close
703723-S	800mm	764x465x60mm	Soft Close
703724-S	900mm	864x465x60mm	Soft Close



TOP MOUNTING
TROUSERS RACK

ART.NO	CABINET	W x D x H	REMARK
703502-S	400mm	350x453x171mm	Anti Slip




TIE RACK

ART.NO	CABINET	W x D x H	REMARK
703541-S	/	85x445x95mm	/



SIDE MOUNT

ART.NO	CABINET	W x D x H	REMARK
703571-S	400mm	356x465x780mm	Left Mounting Soft Close
703572-S	400mm	356x465x780mm	Right Mounting Soft Close



TROUSERS RACK

ART.NO	CABINET	W x D x H	REMARK
703156-S	900-1100mm	(864x1064)x365x792mm	/



HANGING ROD HOLDERS

ART.NO	CABINET	W x D x H	REMARK
703580-S	24.5x18.8x75mm	/	/



CORNER CLOTHES RACK

ART.NO	CABINET	W x D x H	REMARK
703501-S	≥900mm	522x188mm	/



HANGING ROD

ART.NO	CABINET	W x D x H	REMARK
703581-S	2.8m	/	/



3 IN 1 CORNER RACK

ART.NO	CABINET	W x D x H	REMARK
703551-S	≥900mm	810x1900-2100mm	/



FASHION ROTATING SHOE RACK

ART.NO	CABINET	W x D x H	REMARK
703695	800mm	685x355x(790-990)mm	4 Layers Soft Close
703694	800mm	685x355x(1070-1270)mm	6 Layers Soft Close
703693	800mm	685x355x(1350-1550)mm	8 Layers Soft Close
703692	800mm	685x355x(1630-1830)mm	10 Layers Soft Close
703691	800mm	685x355x(1910-2110)mm	12 Layers Soft Close



ROTATING SHOE RACK

ART.NO	CABINET	W x D x H	REMARK
703595-S	800mm	685x355x(790-990)mm	4 Layers Soft Close
703594-S	800mm	685x355x(1070-1270)mm	6 Layers Soft Close
703593-S	800mm	685x355x(1350-1550)mm	8 Layers Soft Close
703592-S	800mm	685x355x(1630-1830)mm	10 Layers Soft Close
703591-S	800mm	685x355x(1910-2110)mm	12 Layers Soft Close





SAFE BOX

ART.NO	CABINET	W x D x H	REMARK
703296-S	≥490m	450x405x200m	/



REVOLVE MIRROR

ART.NO	CABINET	W x D x H	REMARK
703565-S	≥200mm	337x140x1000mm	/

HANGING ROD



BV · SERIES

Wardrobe Upstart,Full-body Leather
Art Customization


The BV series combines soft-touch leather with exquisite craftsmanship.
It is rigorous and meticulous one by one, forging high-quality wardrobe
hardware storage pieces, and enjoying the sincerity of craftsmen in daily life.



Modern New
Color Moran Green

Like a blonde in a green woolen coat,
walking slowly from an oil painting









ACCESSORIES STORAGE BOX

- Portable jewelry boxes added
- Flocking free storage jewelry box
- Storage for bracelets, watches, brooches.,etc

ART.NO	CABINET	W x D x H
706041	600mm	510X465X45mm
706042	700mm	610X465X45mm
706043	800mm	710X465X45mm
706044	900mm	810X465X45mm



MULTI-FUNCTIONAL STORAGE BOX

- U-shaped simple storage compartment
- Storage for gloves, scarves, towels, silk towels

ART.NO	CABINET	W x D x H
706001	600mm	510X465X45mm
706002	700mm	610X465X45mm
706003	800mm	710X465X45mm
706004	900mm	810X465X45mm



UNDERWEAR STORAGE BOX

- Open Free Zone
- Storage for underwear

ART.NO	CABINET	W x D x H
706011	600mm	510X465X91mm
706012	700mm	610X465X91mm
706013	800mm	710X465X91mm
706014	900mm	810X465X91mm



SHALLOW LEATHER BASKET

- Universal aluminum alloy frame for one-piece leather basket
- Storage for clothing, blankets, towels, scarves

ART.NO	CABINET	W x D x H
706031	600mm	510X465X151mm
706032	700mm	610X465X151mm
706033	800mm	710X465X151mm
706034	900mm	810X465X151mm



DEEP LEATHER BASKET

- Universal aluminum alloy frame for one-piece leather basket
- Storage for clothing, blankets, towels, scarves


ART.NO	CABINET	W x D x H
706051	600mm	510X465X251mm
706052	700mm	610X465X251mm
706053	800mm	710X465X251mm
706054	900mm	810X465X251mm



SIDE MOUNT

- Side-draw for convenient pick and display
- Storage for wallets, handbags, silk scarves

ART.NO	CABINET	W x D x H
703573 (Left Mounting)	400mm	356X471X780mm
703574 (Right Mounting)	400mm	356X471X780mm



TOP MOUNTING TROUSERS RACK

- Intuitive display and easy to pick
- Storage for pants

ART.NO	CABINET	W x D x H
703502	600mm	350X453X171mm



TROUSERS STORAGE RACK

- Storage space for pants increased
- Belt storage compartment added

ART.NO	CABINET	W x D x H
706021	600mm	510X465X91mm
706022	700mm	610X465X91mm
706023	800mm	710X465X91mm
706024	900mm	810X465X91mm



TIE RACK

- Store neatly and display intuitively
- Easy to take


ART.NO	CABINET	W x D x H
703541	≥150mm	85X445X95mm



ROTATING CLOTHES HANGER

- Utilization of corner cabinet
- Storage for coats, suits, long skirts

ART.NO	CABINET	W x D x H
703501	≥900mm	522X188mm



MULTI-FUNCTIONAL CORNER

- Utilization of corner cabinet
- Storage for suitcase and clothing

ART.NO	CABINET	W x D x H
706202M	≥800mm	700X650X(1850-2000)mm



REVOLVE MIRROR

- 1.69m full-length mirror
- Clothing matching with clear view

ART.NO	CABINET	W x D x H
706161	1.7m	46X370X1700mm



3 IN 1 CORNER UNIT

- Utilization of corner cabinet
- Storage for suitcase and clothing

ART.NO	CABINET	W x D x H
703551	≥900mm	810X(1900-2100)mm
703552	≥800mm	720X(1900-2100)mm



OVAL CLOTHES RAIL WITH LIGHT

- Leather decoration
- LED
- Top mounting



ART.NO	CABINET	W x D x H
706171	3m	3000X17X36mm
706173	600mm	558X21.5X75mm
706174	800mm	758X21.5X75mm
706175	900mm	858X21.5X75mm
706176	1100mm	1058X21.5X75mm

OVAL CLOTHES RAIL

- Rail fully covered in leather
- Top and side installation



ART.NO	CABINET	W x D x H
706191	3m	3000X16.4X35.4mm
703580 (Rod Holders)	/	24.5x18.8x75mm
706193	600mm	558X21.5X75mm
706194	800mm	758X21.5X75mm
706195	900mm	858X21.5X75mm
706196	1100mm	1058X21.5X75mm



CLOTHING LIFTING RACK

- Storage for clothing with closet high area
- Convenient to take clothes

ART.NO	CABINET	W x D x H
703156	(900-1100)mm	(864-1064)X366X792mm



ROTATING SHOE RACK

- Storage for a big number of shoes

ART.NO	CABINET	W x D x H
703591	800mm (12 Tiers)	355X685X(1910-2110)mm
703592	800mm (10 Tiers)	355X685X(1630-1830)mm
703593	800mm (8 Tiers)	355X685X(1350-1550)mm
703595	800mm (6 Tiers)	355X685X(790-990)mm



DOUBLE-LAYER CAROUSEL

- Full use of corner area
- Stroage for handbags and shoes

ART.NO	CABINET	W x D x H
703533	≥900mm	810X(900-1100)mm



STEEL SAFE

- Fingerprint control
- Stroage for watches and jewelry

ART.NO	CABINET	W x D x H
703297	≥490mm	450X412X205mm



WATCH WINDER

- Micro motor
- Achieve the effect of automatic winding
- Run smoothly after idle

ART.NO	CABINET	W x D x H
706154	400mm (3 Units)	410X300X205mm
706156	600mm (4 Units)	560X300X205mm
706157	700mm (5 Units)	660X300X205mm
706158	800mm (5 Units)	760X300X205mm
706159	900mm (6 Units)	860X300X205mm

Functional Wooden Hanger
706111M



CLOTHES HANGING

ART.NO	W x D x H
706202M	55X235X450mm



PANTS RACK

ART.NO	W x D x H
706114	30X185X350mm



HAND BAG HANGER

ART.NO	W x D x H
706118	100X50X150mm



SCARF HANGING ROD

ART.NO	W x D x H
706117	250X29X950mm



SUIT HANGING

ART.NO	W x D x H
706113	55X400X645mm



BIG SCARF HANGING RING

ART.NO	W x D x H
706115	15X140X222mm



LITTLE BUTLER

ART.NO	CABINET	W x D x H
706121	TYPE A	400X120X62mm
	TYPE B	400X120X82mm
	STORAGE BAG	395.8X34.9X340mm



SCARF HANGING RING

ART.NO	W x D x H
706116	15X100X185mm

