

NEWWAY

Product Catalogue



NEWWGEN Catering Equipment(HK)Co.,Ltd
www.newgenhk.com

NEWGEN Catering Equipment (HK) Ltd. was founded in 2009. Through constant development and innovation, the brand "NEWWAY" has gradually built up its reputation in the commercial cooking equipment industry. Being one of the up-rising stars in the industry, company's conception of philosophy "Quality First" has always been followed by each and every staff in the company. With dedication to provide satisfaction to customers, company invests heavily in people and professionalism. Now, NEWGEN owns a total area of 26,000 sqm production facilities with 110 employees, two individual R&D department for Asian & Western cooking equipment, and testing laboratory. To cope with today's competition, the company has strategically took a big step forward to build a warehouse in Kuala Lumpur, Malaysia; hoping to endeavor our best service to South East Asia market through overseas representatives.





Foshan
Factory

HongKong
Office

Mission:

Dedicate to create the highest quality and value products that: CUSTOMERS recognize and trust, PARTNERS prefer to support and recommend, EMPLOYEES are proud of, and INVESTORS seek for long-term returns.

Vision:

To be the leading organization in kitchen equipment industry through our commitment to quality, constant innovation and excellent customer service, we aim to find our equipment used in kitchens all around the world.



Chinese Range



CW-110-11D



Environmental Wok Range

■ CW-110-11D / CW-215-22D P 05



CW-110-11A

Traditional Cooking Wok Range

■ CW-110-11A / CW-215-22A P 06



CW-L2-D

Large Wok Range

■ CW-L1-D / CW-L2-D P 06



NW-2B

Compact Wok Range /
Duckbill or Jet Burner type

■ NW-1B / NW1BC P 07
■ NW-2B / NW2BC
■ NW-3B / NW3BC
■ NW-4B / NW4BC



NWOB2-CL

Gas Cooktops

■ NWOB2-CL P 07



SCH-900-D



Steam

Environmental Steam Cabinet

■ SCH-900-D P 09

■ SCV-10-D / SCV-20-D P 09



GS-K1-D

Environmental Dim Sum Steamer

■ GS-K1-D / GS-K2-D P 10



DRRS-D

Environmental Rice Roll Steamer

■ DRRS-D P 10



DSS-1BT

Compact Dim Sum Steamer

■ DSS-1B P 11
DSS-1BT



SPS-2-A



Braise

Stockpot Stove

■ SPS-1-A / SPS-2-A P 13

Compact Stockpot Stove

■ NW-1BSRL / NW-2BSRL P 13



DRO-2



Roast

Duck Roaster

■ DRO-1 / DRO-2 P 15



GPR

Pig Roaster

■ GPR P 15



NWOB4C



Champion Series

Gas Cooktops

- NWOB2D / NWOB4D P 17
- NWOB6D / NWOB8D
- NWOB4C / NWOB6B P 17
- NWOB6C /

Gas Griddle

- NWOB2C / NWOB4B / NWOB6A P 18

Gas Griddle Toaster

- NWOB4B+T / NWOB6A+T P 18



NWCG6

Gas Chargrill

- NWCG3-2 / NWCG6 P 19
- NWCG9 / NWCG12



NWOB4D+O

Gas Cooktop Ranges

- NWOB4B+O / NWOB4C+O / NWOB4D+O
- NWOB6A+O / NWOB6B+O / NWOB6C+O
- NWOB6D+O P 20



NWGS9

Gas Salamander

- NWGS9 P 21



NWGF46

Fry

- NWGF45 / NWGF46 P 22
- NWEF46 P 23
- NWGF4 P 24
- NWFS-3 / NWFS-4 / NWFS-5 P 24
- NWEF61 / NWEF62 P 25



NWPC40-A

Noodle Cooker

- NWPC40-A / NWPC20-A P 27
- NWPC40 P 27



NWHP-24-4



Countertop Cooking Series

Gas Hot Plate

- NWHP-12-2 / NWHP-24-4 / NWHP-36-6 P 29

Induction Cooktop

- NWIC-350 P 29
- NWIC-700 P 29



NW-EG70

Gas Griddle

- NWMG-24 / NWMG-36 / NWMG-48 P 30

Electric Griddle

- NW-EG35 / NW-EG70 P 30



XM-600

Induction Fryer

- NWIF-350 P 31

Electric Salamander

- XM-450 / XM-600 P 31



NWCB-36

Gas Charbroiler

- NWRB-24 / NWRB-36 / NWRB-48 P 32

Gas Char-rock Broiler

- NWCB-24 / NWCB-36 / NWCB-48 P 33



XFC-16S



Food Holding Series

Mobile Heated Cabinet

- XFC-16S P 35

Mobile Refrigerated Cabinet

- MRC-16S P 35



Merchandise Series

Grab and Go Merchandisers

- MD-35 / MD-60 P 37
- MD-100 / MD-120



MD-60

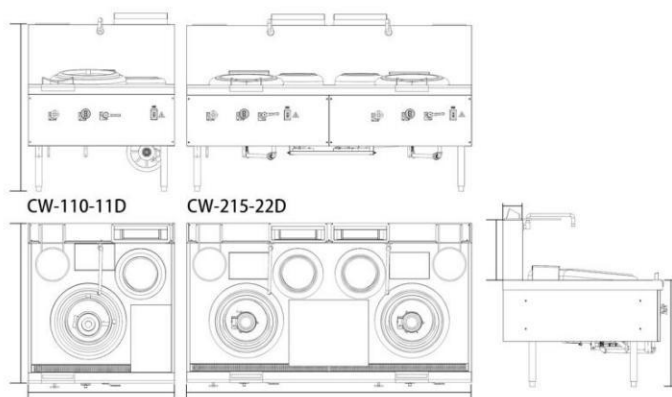
炒

烹製食物時，鍋內放少量的油
在旺火上快速烹製，攪拌，翻鍋。
炒的過程中，食物總處於運動狀態。
將食物扒散在鍋邊，再收到鍋中，再扒散不斷重複操作。
這種烹調法可使肉汁多，味美，可使蔬菜嫩又脆。

Environmental Wok Range



CW-215-22D




CW-110-11D

CW-215-22D

Product Features:

- Extra safe operting system:equipped with electromagnetic valve flame failure device on each individual burner
- Main flame will cut off in less than 2 seconds when pilot light goes off or air blower malfunctions
- Easy turning design with working indicator for flame failure device,blower and ignition
- Higher thermal efficiency to save more on gas consumption and shorten on cooking time.
- Lower CO emission provide more health working environment for the chefs

Model No.	Description			Dimension
CW-110-11D	Gas Environmental Wok Range Single burner w/single rear pot			1100*1200*800+450mm
CW-215-22D	Gas Environmental Wok Range Double burner w/double rear pot			2150*1200*800+450mm
Gas source	Gas rated pressure	Burner rating	Voltage	Rated power
LPG / NG	2.8KP / 2.0KPa	48kw / Burner (165000BTU / Burner)	220V / 50Hz / 1ph	0.25kw / Blower
Water inlet		Drainage pipe	Gas inlet	
1/2" (DN15)		2" (DN50)	3/4" (DN20)	



Traditional Cooking Wok Range



CW-215-22A

Product Features:

- Equipped with individual valve flame failure device and pilot burner to ensure easy and safe operation.
- Synchronized gas valve and air blower with accurate ratio to ensure optimal combustion efficiency.
- Individual air blower for powerful flame
- Insulated tabletop for saving water consumption
- Low CO emission (< 0.01%)

Model No.	Description	Dimension		
CW-110-11A	Gas Traditional Cooking Wok Range Single burner w/single rear pot	1100*1200*800+450mm		
CW-215-22A	Gas Traditional Cooking Wok Range Double burner w/double rear pot	2150*1200*800+450mm		
Gas source	Gas rated pressure	Burner rating	Voltage	Rated power
LPG / NG	2.8KP / 2.0KPa	40kw / Burner (138000BTU / Burner)	220V / 50Hz / 1ph	0.25kw / Blower
Water inlet	Drainage pipe		Gas inlet	
1/2" (DN15)	2" (DN50)		3/4" (DN20)	

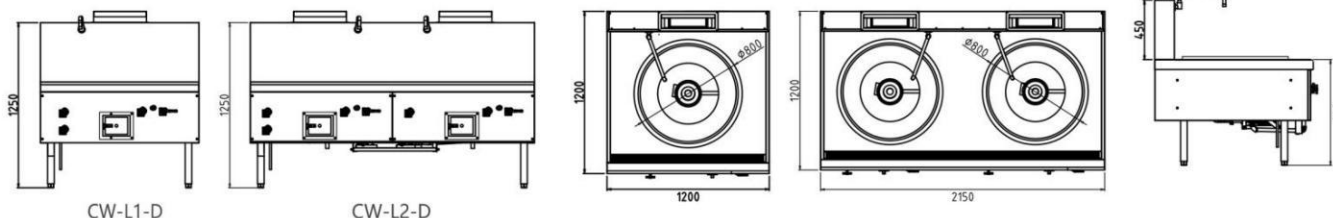
Large Wok Range



CW-L2-D

Product Features:

- Extra safe operating system: equipped with electromagnetic valve flame failure device on each individual burner
- Main flame will cut off in less than 2 seconds when pilot light goes off or air blower malfunctions
- Easy turning design with working indicator for flame failure device, blower and ignition
- Higher thermal efficiency to save more on gas consumption and shorten on cooking time.
- Ideal for bulk cooking at staff canteen and school cafeteria.



CW-L1-D

CW-L2-D

Model No.	Description	Dimension		
CW-L1-D	Gas Environmental Single Large Wok Range	1200*1200*800+450mm		
CW-L2-D	Gas Environmental Double Large Wok Range	2150*1200*800+450mm		
Gas source	Gas rated pressure	Burner rating	Voltage	Rated power
LPG / NG	2.8KP / 2.0KPa	48kw / Burner (165000BTU / Burner)	220V / 50Hz / 1ph	0.25kw / Blower
Water inlet	Drainage pipe		Gas inlet	
1/2" (DN15)	1" (DN25)		3/4" (DN20)	



Compact Wok Range (Duckbill or Jet Burner type)



NW-1B

Product Features:

- IAPMO GasMark Certified.
- Front gutter design.
- 14" cast iron wok ring.
- Even high heat output.
- Height adjustable feet.
- Stainless steel exterior.
- Removable spillage tray.
- Condiment shelf on splash back.
- Modern design ideal for all day boiling.
- Flame failure & pilot standard with all models.
- Extra high splash back with swivel laundry arm.
- Powerful duckbill or jet burner.
- (Combination burner available on request, additional fee applies).
- Flat front panel for valve control by hand turn or knee push.

Model No.	Description	Dimension
NW-1B / NW-1BC	Compact Single Wok Range (Duckbill or Jet Burner type)	600*845*740mm
NW-2B / NW-2BC	Compact Double Wok Range (Duckbill or Jet Burner type)	1200*845*740mm
NW-3B / NW-3BC	Compact Triple Wok Range (Duckbill or Jet Burner type)	1800*845*740mm
NW-4B / NW-4BC	Compact Quadruple Wok Range (Duckbill or Jet Burner type)	2800*845*740mm

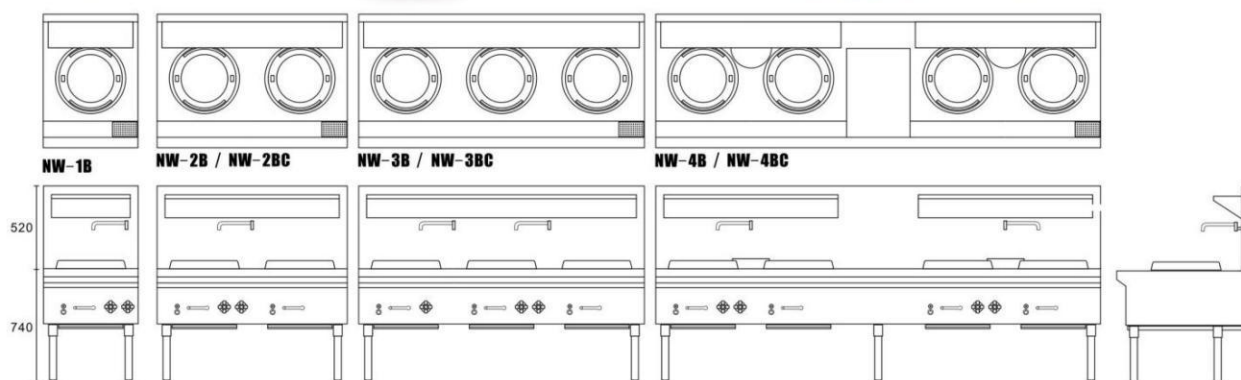
Gas source	Gas rated pressure	Burner rating	Water inlet	Drainage pipe	Gas inlet
LPG / NG	2.8KP / 2.0KPa	30kw / Burner (103500BTU / Burner)	1/2" (DN15)	2" (DN50)	3/4" (DN20)



Duckbill
Burner



Jet
Burner



Gas Cooktops



NWOB2-CL

Product Features:

- Simple clip-on installation; suitable for left or right hand side.
- Ideal for braising after cook.



Model No.	Description	Dimension	Burner rating
NWOB2-CL	Gas Cooktops	300*845*740mm	8.2kw / Burner (28000BTU / Burner)

蒸

把經過調味后的食品原料放在器皿中，
再置入蒸籠利用蒸汽使其成熟的過程。



Environmental Steam Cabinet



SCH-900-D

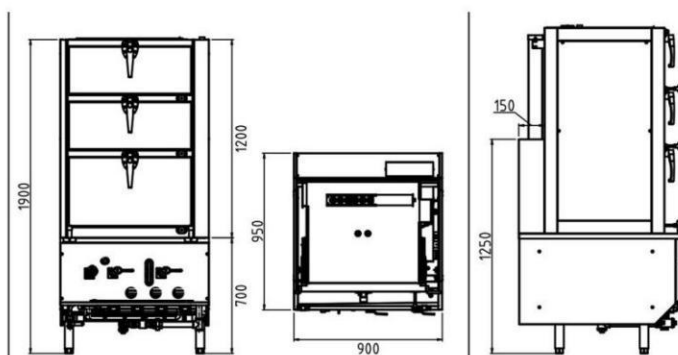
STANDARD ACCESSORIES

- S/S shelving (6PCS)
- Water Conditioner



Product Features:

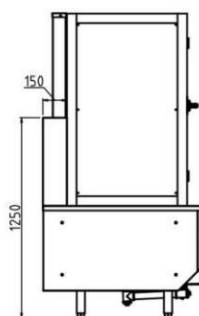
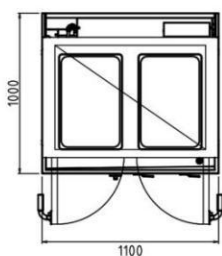
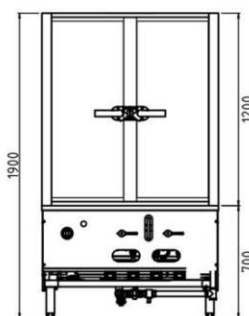
- Extra safe operating system: equipped with electromagnetic valve flame failure device on each individual burner
- Main flame will cut off in less than 2 seconds when pilot light encounter burning failure
- Equipped with pre-mixing turbo jet burners improve on thermal efficiency and reduce on emission. Under normal operation, only takes around 8 minutes to generate continuous steam.
- Standard comes with water level detection and overheat sensor to prevent the unit overheats and prolongs the life span of chamber
- Equipped with water conditioner to eliminate the formation of limescale



Model No.	Description	Dimension				
SCH-900-D	Gas Environmental Three Deck Steam Cabinet	900*950*1900mm				
Gas source	Gas rated pressure	Burner rating	Water inlet	Drainage pipe	Gas inlet	
LPG / NG	2.8KP / 2.0KPa	40kw (138000BTU)	1/2" (DN15)	1" (DN25)	3/4" (DN20)	



SCV-20-D



SCV-10-D

Model No.	Description	Burner rating	Dimension		
SCV-10-D	Gas Environmental Single Door Steam Cabinet	20kw (69000BTU)	700*1000*1900mm		
SCV-20-D	Gas Environmental Double Door Steam Cabinet	40kw (138000BTU)	1100*1000*1900mm		
Gas source	Gas rated pressure	Water inlet	Drainage pipe	Gas inlet	
LPG / NG	2.8KP / 2.0KPa	1/2" (DN15)	1" (DN25)	3/4" (DN20)	

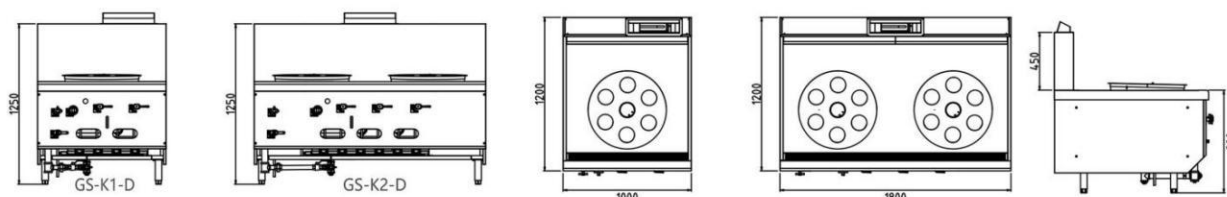
Environmental Dim Sum Steamer

PRODUCT FEATURES

- Extra safe operating system:equipped with electromagnetic valve flame failure device on each individual burner
- Main flame will cut off in less than 2 seconds when pilot light goes off or air blower malfunctions
- Standard comes with water level detection,overheat protection.
- Extruded seamless table top-For longevity and hygiene.
- Equipped with water conditioner,to eliminate the formation of limescale.
- Low CO emission(< 0.05%)
- Reduce emission of CO and NOx during operation.
- Drainage valve for water drainage to prevent limescale.



GS-K1-D

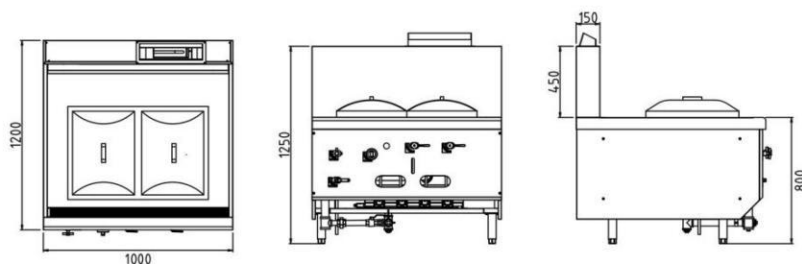


Model No.	Description	Dimension			
GS-K1-D	Gas Environmental Single Dim Sum Steamer	1000*1200*800+450mm			
GS-K2-D	Gas Environmental Double Dim Sum Steamer	1800*1200*800+450mm			
Gas source	Gas rated pressure	Burner rating	Water inlet	Drainage pipe	Gas inlet
LPG / NG	2.8KP / 2.0KPa	40kw / Burner (138000BTU / Burner)	1/2" (DN15)	1½" (DN40)	3/4" (DN20)

Environmental Rice Roll Steamer

PRODUCT FEATURES

- No-air-blower design reduces noise level during operation to approximately 70dB
- Equipped with powerful turbo jet burner,only takes 8 minutes to generate continuous steam
- Extra safe operating system:equipped with electromagnetic valve flame failure device on each individual burner
- Main flame will cut off in less than 2 seconds when pilot light goes off or air blower malfunctions
- Standard comes with water level detection, overheat protection.
- Extruded seamless table top-For longevity and hygiene.
- Equipped with water conditioner,to eliminate the formation of limescale.
- Low CO emission(< 0.05%)
- Reduce emission of CO and NOx during operation.
- Drainage valve for water drainage to prevent limescale.



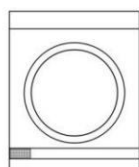
DRRS-D

Model No.	Description				Dimension
DRRS-D	Gas Environmental Rice Roll Steamer				1000*1200*800+450mm
Gas source	Gas rated pressure	Burner rating	Water inlet	Drainage pipe	Gas inlet
LPG / NG	2.8KP / 2.0KPa	40kw (138000BTU)	1/2" (DN15)	1½" (DN40)	3/4" (DN20)

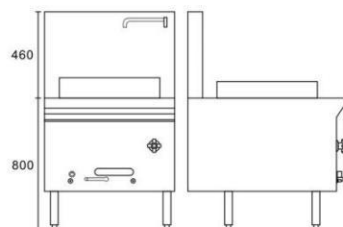
Compact Dim Sum Steamer



DSS-1B



DSS-1B

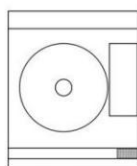


Product Features:

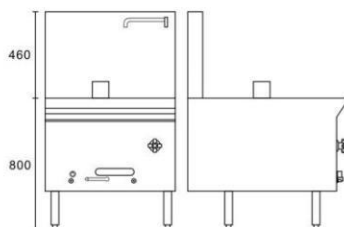
- Gas Mark certified.
- Pilot & Piezo ignition.
- Height adjustable feet.
- 304 Stainless steel tank.
- Flame failure safety device.
- Manual drainage (DSS-1B only).
- Powerful 32 jet mongolian burner.
- Water level detection (DSS-1BT only).
- Removable drip tray and front gutter for ease of cleaning.
- Flat front panel for valve control by knee-push or hand turn.



DSS-1BT



DSS-1BT




Model No.	Description	Dimension			
DSS-1B	Compact Dim Sum Steamer	750*910*800+450mm			
DSS-1BT	Compact Dim Sum Steamer	750*910*800+450mm			
Gas source	Gas rated pressure	Burner rating	Water inlet	Drainage pipe	Gas inlet
LPG / NG	2.8KP / 2.0KPa	40kw / Burner (138000BTU / Burner)	1/2" (DN15)	1" (DN25)	3/4" (DN20)

Optional Dim Sum Steamer Accessories



- ☐ 5 hole perforated plate includes 5 noodle basket.

(Model Code: SA1 Only suites DSS-1B)



- ☐ Rice roll steamer set attachment with cover & steam rack skirting

(Model Code: SA2 Suites both models)



- ☐ 20.5" 3 Piece layer steam rack set with lid.

(Model Code: SA4 Suites both models)



- ☐ 20.5" Steam rack lid

(Model Code: SA5)



- ☐ 20.5" Steam rack rack

(Model Code: SA6)



- ☐ 20.5" Steam rack skirting

(Model Code: SA7)



- ☐ 7 Hole Perforated Palte

(Model Code: SA3)



燉

把食物原料加入湯水及調味品，
先用旺火燒沸，然後轉成中小火，
長時間燒煮的烹調方法

Stockpot Stove



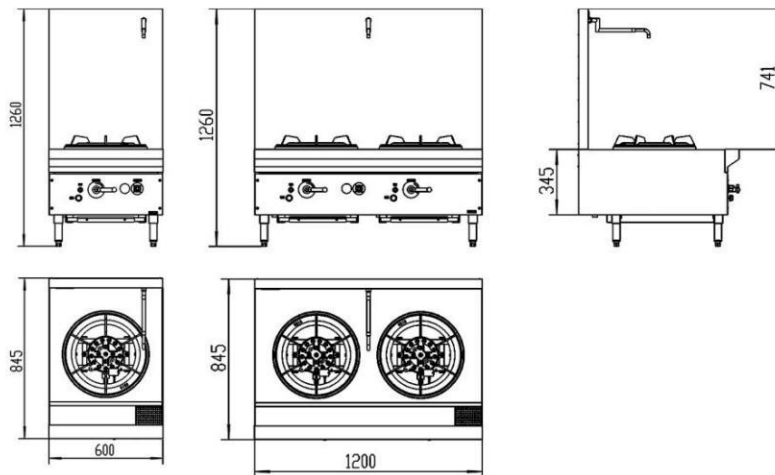
SPS-2-A

Product Features:

- Powerful 11" burner with high quality cast iron grating
- Individual pilot control and burner control, ideal for all day boiling
- Constructed with high-quality stainless-steel interior and exterior for hygiene, food safety and corrosion resistance.
- Optional accessories include flame failure device for extra safety

Model No.	Description	Dimension	Burner rating
SPS-1-A	Gas Single Stock Pot Stove	600*700*500+200mm	15kw (51750BTU)
SPS-2-A	Gas Double Stock Pot Stove	1200*700*500+200mm	30kw (103500BTU)
Gas source	Gas rated pressure		
LPG / NG	2.8KP / 2.0KPa		

Compact Stockpot Stove



Product Features:

- IAPMO GasMark Certified.
- Front gutter design.
- Even high heat output.
- Height adjustable feet.
- Stainless steel exterior.
- Removable spillage tray.
- Condiment shelf on splash back.
- Modern design ideal for all day boiling.
- Flame failure & pilot standard with all models.
- Extra high splash back with swivel laundry arm.
- Powerful duckbill or chimney jet burner.
- (Combination burner available on request, additional fee applies).
- Flat front panel for valve control by hand turn or knee push.

Model No.	Description	Dimension		Burner rating
NW-1BSRL	Gas Single Stock Pot Stove	600*845*540mm		30kw (103500BTU)
NW-2BSRL	Gas Double Stock Pot Stove	1200*845*540mm		60kw (207000BTU)
Gas source	Gas rated pressure	Water inlet	Drainage pipe	Gas inlet
LPG / NG	2.8KP / 2.0KPa	1/2" (DN15)	1" (DN25)	3/4" (DN20)

烤乳豬

先炙裏面肉，使油膏走入皮內，則皮鬆脆而味不走



Duck Roaster

Product Features:

- The most traditional way of roasting duck in Chinese cuisine.
- The round-shaped exterior design with lava rock diffuser helps to distribute heat evenly.
- Equipped with powerful burner and built-in flame failure device to ensure roast efficiency and safety operation at the same time.
- Constructed with high quality 304 stainless steel for hygiene and food safety.
- Options with duoble insulated layer to prevent heat burn from hot surfaces during operation.(Model:DRO-2)



DRO-2

Model No.	Description	Dimension	Capacity
DRO-1	Gas Single Layer Duck Roaster	φ 36" x58" (φ 915*1475mm)	8-9
DRO-2	Gas Double Layer Duck Roaster	φ 36" x58" (φ 915*1475mm)	8-9
Gas source	Gas rated pressure	Burner rating	Gas inlet
LPG / NG	2.8KP / 2.0KPa	12kw (41000BTU)	3/4" (DN20)

Pig Roaster



GPR

Product Features:

- Equipped with 3 powerful burners and 3 levels of setting to manipulate flame power
- Standard comes with heat radiant and refractory balls which helps to make even heat distribution on the roaster surface. Together with surrounded fire brick design,pre-heat time reduces dramtically compare to conventional pig roaster.
- V-shaped splasher for holding the roasting fork
- Removable heat radiant panel for easy cleaning
- Built-in flame failure device for extra safety

Model No.	Description	Dimension
GPR	Gas Pig Roaster	650*1100*600mm
Gas source	Gas rated pressure	Burner rating
LPG / NG	2.8KP / 2.0KPa	36kw (125000BTU)
		Gas inlet
		3/4" (DN20)

NEWWAY

Champion Series

Cooktops



Griddle



Chargrill



Oven



Fry



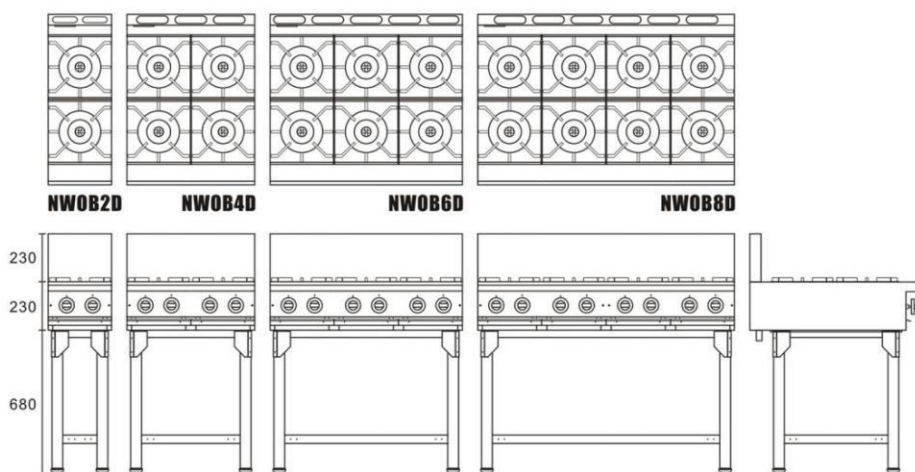
Noodle



Gas Cooktops



NWOB4D



Product Features:

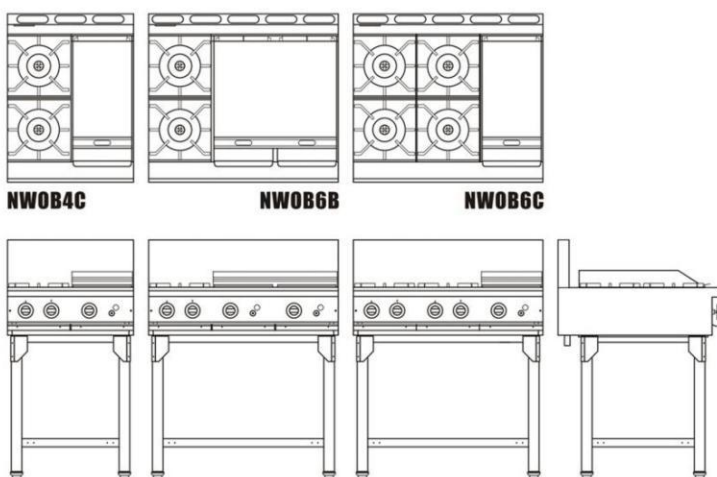
- CE&GasMark Certified.
- Manual ignition.
- Open storage underneath.
- Options wit bench model.
- Height adjustable feet.
- Flame failure protection on all burners.
- Rated at 8.2kw (28000BTU) per burner.
- Removable heavy-duty cast iron burners and trivets.

Model No.	Description	Dimension	Burner rating
NWOB2D	Gas 2 Burner Cooktops	300*800*910+230mm	16.4kw (56000BTU)
NWOB4D	Gas 4 Burner Cooktops	600*800*910+230mm	32.8kw (112000BTU)
NWOB6D	Gas 6 Burner Cooktops	900*800*910+230mm	49.2kw (168000BTU)
NWOB8D	Gas 8 Burner Cooktops	1200*800*910+230mm	65.6kw (224000BTU)

Gas Cooktops



NWOB4C



Product Features:

- CE & GasMark Certified.
- Manual ignition.
- Open storage underneath.
- Options with bench model.
- Height adjustable feet.
- Flame failure protection on all burners.
- Rated at 8.2kw (28000BTU) per open burner
6.1kw (21000BTU) per grill burner
- Removable heavy-duty cast iron burners and trivets.

Model No.	Description	Dimension	Burner rating
NWOB4C	Gas 2 Burner with 300mm Griddle	600*800*910+230mm	22.5kw (77000BTU)
NWOB6B	Gas 2 Burner with 600mm Griddle	900*800*910+230mm	28.6kw (98000BTU)
NWOB6C	Gas 4 Burner with 300mm Griddle	900*800*910+230mm	38.9kw (133000BTU)



Gas Griddle



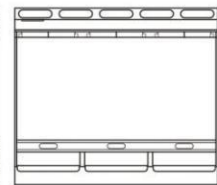
NWOB4B



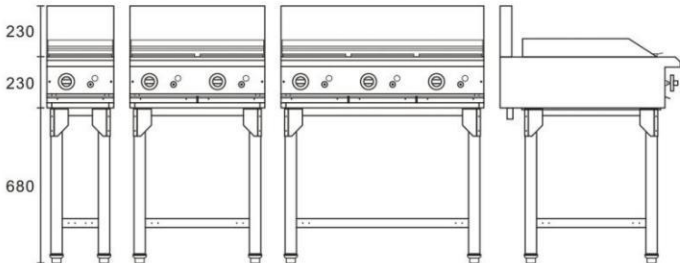
NWOB2C



NWOB4B



NWOB6A



Product Features:

- CE & GasMark Certified.
- Push-button piezo ignition.
- Height adjustable feet.
- Flame failure protection on all burners.
- 16mm thick machined top plate.

Model No.	Description	Dimension	Burner rating
NWOB2C	Gas 300mm Griddle	300*800*910+230mm	6.1kw (21000BTU)
NWOB4B	Gas 600mm Griddle	600*800*910+230mm	12.2kw (42000BTU)
NWOB6A	Gas 900mm Griddle	900*800*910+230mm	18.3kw (63000BTU)



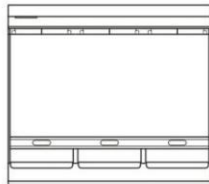
Gas Griddle Toaster



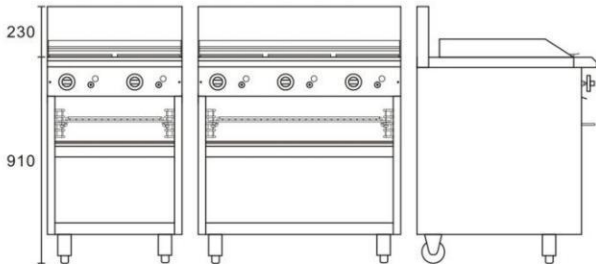
NWOB4B+T



NWOB4B+T



NWOB6A+T



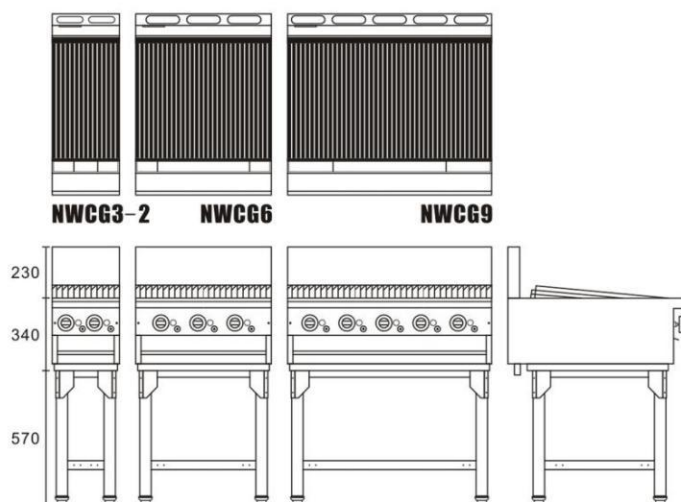
Product Features:

- CE & GasMark Certified.
- Piezo & pilot ignition.
- Open cabinet design.
- Height adjustable feet.
- Full stainless steel body constructed.
- Cabinet style storage space.
- Flame failure safety device.
- Rated at 6.1kw (21000BTU) per burner.
- Griddle plate thickness: 16mm
- Removable: Grease tray
- Toaster rack
- Toaster spillage tray

Model No.	Description	Dimension	Burner rating
NWOB4B+T	Gas 600mm Griddle Toaster	600*800*910+230mm	6.1kw (21000BTU)
NWOB6A+T	Gas 900mm Griddle Toaster	900*800*910+230mm	12.2kw (42000BTU)




NWCG6



Product Features:

- CE & GasMark Certified.
- Push-button piezo ignition.
- Reversible heavy-duty top grates.
- Inclined design to reduce flares and enhance grease run.
- Insulated side panels.
- Free standing design.
- Open storage underneath.
- Options with bench model.
- Flame failure protection on all burners.
- Rated at 6.1kw (21000BTU) per burner.
- Removable grates, radiants and baffles for easy cleaning.

Model No.	Description	Dimension	Burner rating
NWCG3-2	Gas 300mm Chargrill	300*800*910+230mm	12.2kw (42000BTU)
NWCG6	Gas 600mm Chargrill	600*800*910+230mm	18.3kw (63000BTU)
NWCG9	Gas 900mm Chargrill	900*800*910+230mm	30.5kw (105000BTU)






NWOB6B+O


Product Features:

- CE & GasMark Certified.
- Heavy-duty stainless steel finish.
- Heavy-duty open burners with manual ignition.
- 16mm Griddle plate fitted with push-button piezo ignition.
- Flame failure protection on all burners.
- *Heavy-duty thermostat adjust from 100°C to 340°C.
- Combination of open burner, griddle and oven allows greater degree of flexibility.
- Rated at 8.2kw (28000BTU) per open burner
6.1kw (21000BTU) per grill burner
10.2kw (35000BTU) per oven burner
- Removable open burner, trivets and grease tray for easy cleaning.

Model No.	Description	Dimension	Burner rating
NWOB4B+O	Gas 600mm Griddle Ranges	600*800*910+230mm	22.4kw (77000BTU)
NWOB4C+O	Gas 2 Burner with 300mm Griddle Ranges	600*800*910+230mm	32.7kw (112000BTU)
NWOB4D+O	Gas 4 Burner Ranges	600*800*910+230mm	43kw (147000BTU)
NWOB6A+O	Gas 900mm Griddle Ranges	900*800*910+230mm	28.5kw (98000BTU)
NWOB6B+O	Gas 2 Burner with 600mm Griddle Ranges	900*800*910+230mm	38.8kw (133000BTU)
NWOB6C+O	Gas 4 Burner with 300mm Griddle Ranges	900*800*910+230mm	49.1kw (168000BTU)
NWOB6D+O	Gas 6 Burner Ranges	900*800*910+230mm	59.4kw (203000BTU)



8.2kw (28000BTU) per open burner



6.1kw (21000BTU) per grill burner

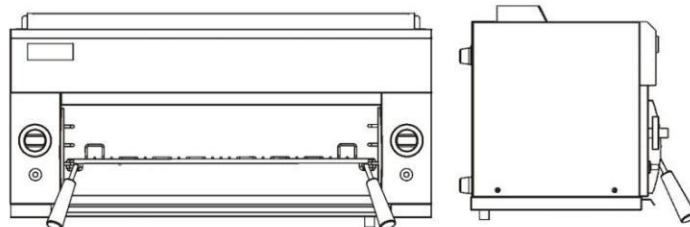


10.2kw (35000BTU) per oven burner

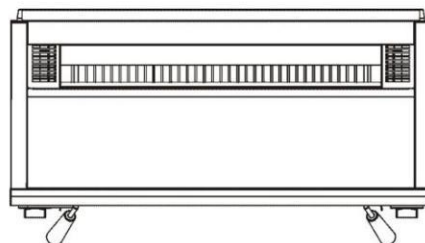


Product Features:


- Two individually controlled 4.4kw (15000BTU) infra-red burners.
- Piezo ignition and flame failure protection on each burner.
- Suitable for bench or wall mounting.
- Stainless steel tray under grilling area with grease trough.
- Easy Cleaning and Servicing.



NWGS9



Model No.	Description	Dimension	Burner rating
NWGS9	Gas Salamander	900*400*430mm	8.8kw (30000BTU)





"V-POWER" Gas Fryer

NEW



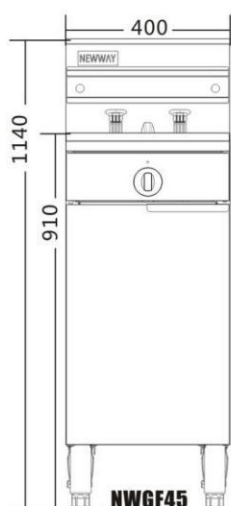
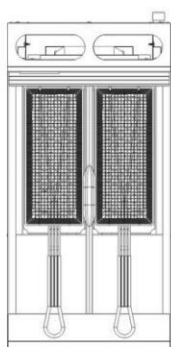
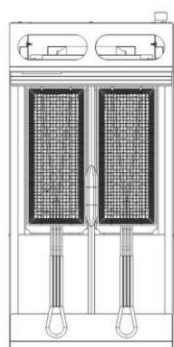
NWGF45



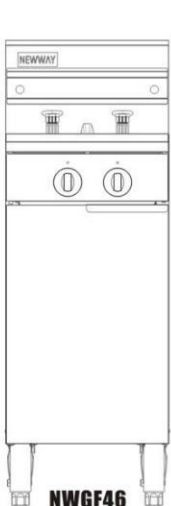
NWGF46

Product Features:

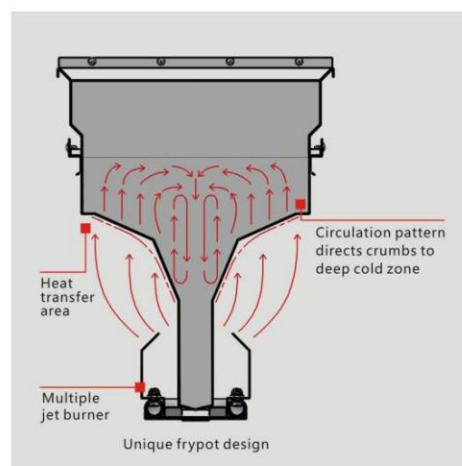
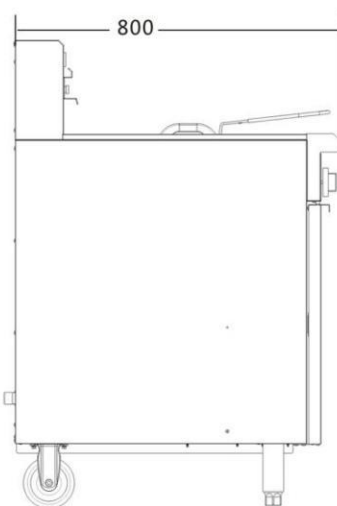
- Open-pot design, no tubes, easy to clean.
- Oil capacity: 18.5 liter for NWGF45, 11x2 liter for NWGF46.
- Jet burner system distributes heat evenly for efficient heat exchange and quick recovery.
- Manual pilot ignition and mechanical thermostat, no electric connection required.
- Standard equipped with flame failure device and over-temperature safety cut-out.
- Unique V-shape frypot design with deep cold zone.



NWGF45



NWGF46



Model No.	Description	Dimension	Burner rating
NWGF45	"V-POWER" Single Tank Gas Fryer	400*800*910+230mm	25kw (86200BTU)
NWGF46	"V-POWER" Split Tank Gas Fryer	400*800*910+230mm	25kw (86200BTU)

Split Tank Electric Fryer

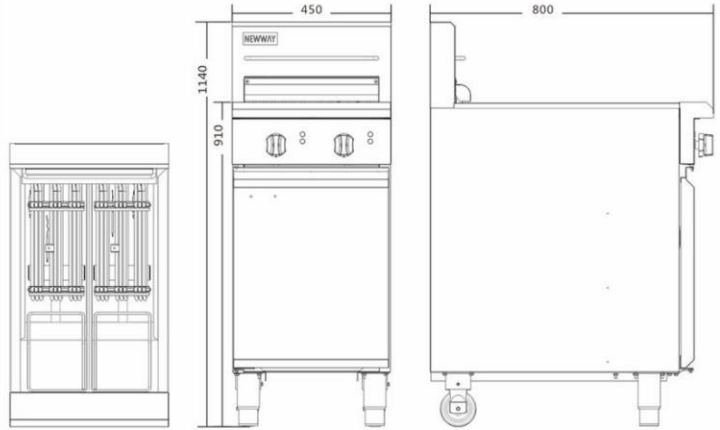


NWEF46



Product Features:

- 17KW heavy duty performance split tank electric fryer
- Easy clean stainless steel 304 open tank with oil capacity of 12 Liter per tank
- Solid mechanical knob controls . Accurate temperature control from 50°C to 190°C
- Element tilt switch for heating cut-out on element lift
- Indicator lights for power and heating (per tank)
- Over temperature safety cut-out



Model No.	Description	Nominal Amps	Rated power	Dimension	Voltage
NWEF46	Split Tank Electric Fryer	23.6A	17kw	450*800*910+230mm	400V- 415V / 50Hz / 3ph

DIFFERENCES



NWGF45



NWGF46



NWEF46



NWGF4



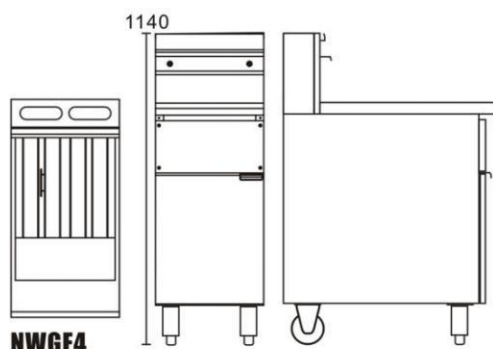
Single Tank Gas Fryer



NWGF4

Product Features:

- CE approved European gas valve & Flame failure safety device.
- 304 Stainless steel oil tank. 25 Liter oil capacity for NWGF4.
- Deep cold zone design reduces wasteful oil deterioration
- by trapping crumbs under the cooking area.
- Thermostatic control (from 0°C up to 195°C).
- High thermal efficiency (beyond 50%).
- Casters at the back and adjustable bullet feet in front.



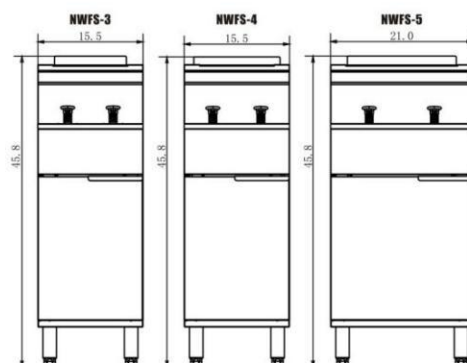
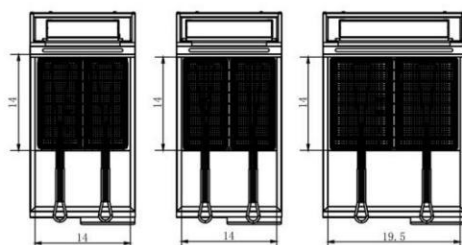
NWGF4

Model No.	Description	Burner rating	Dimension
NWGF4	Single Tank Gas Fryer	36kw (125000BTU)	400*800*910+230mm

Gas Fryer

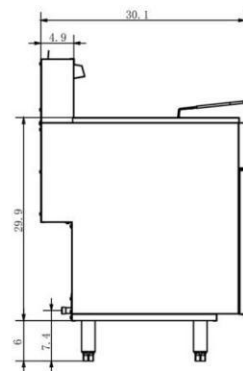


NWFS-3



Product Features:

- Heavy-duty stainless steel tank for long life and easy maintenance
- Models available in either natural or LP gas.
- 6" adjustable legs.
- Imported high quality thermostat control between 200~400°F (90~200°C).
- Auto reset high limit.
- Cool zone in fry tank.
- Two nickel chrome wire mesh fry baskets included.



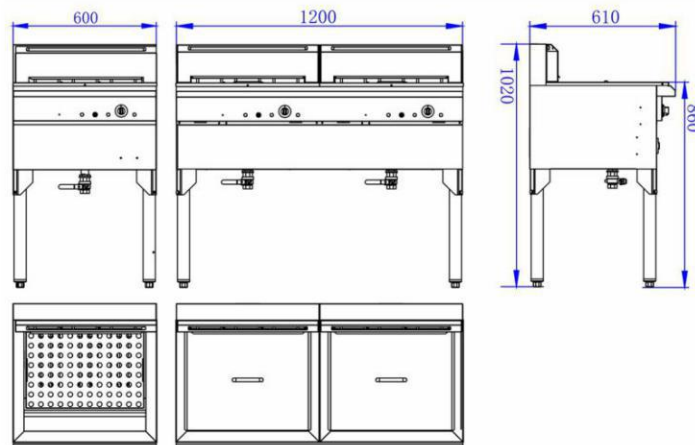
Model No.	Description	Burner rating	Dimension
NWFS-3	Gas 3-Tube Floor Fryer	26.4kw (90000BTU)	394*765*910+254mm
NWFS-4	Gas 4-Tube Floor Fryer	35.2kw (120000BTU)	394*765*910+254mm
NWFS-5	Gas 5-Tube Floor Fryer	44kw (150000BTU)	534*765*910+254mm




NWEF61

Product Features:

- Powerful 17kW elements per tank for better performance and faster recovery.
- Standard equipped with variable thermostat, melt cycle switch and over-temperature reset button.
- Oil capacity: 30 liters for NWEF61, 30x2 liters for NWEF62.
- Reinforced tank bash bar for longer tank life.
- Easy clean stainless steel 304 open tank.
- Elements swing clear for easy cleaning.
- Supply with three standard baskets per tank.



Model No.	Description	Nominal Amps	Rated power	Dimension	Voltage
NWEF61	Electric Fish Fryers	23.6A	17kw	600*610*860+160mm	400V- 415V / 50Hz / 3ph
NWEF62	Electric Fish Fryers	23.6A	34kw	1200*610*860+160mm	400V- 415V / 50Hz / 3ph



- ① Open stainless-steel tank for easy clean.
- ② Thermostatic control from 50°C to 200°C.
- ③ Heavy-duty 17kW heating element.
- ④ Strong stainless-steel bar welded in front to strengthen the tank and extend its usable life. This gives the operator a convenient point to shake away excess oil from fried food.



NWEF61



NWEF62



Gas Noodle Cooker with Autolifting

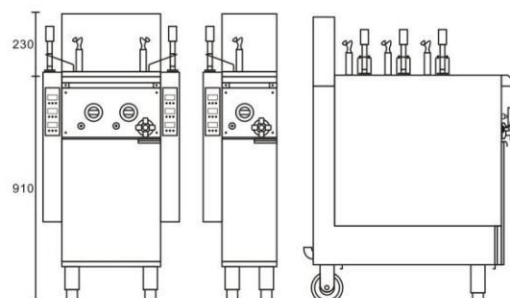
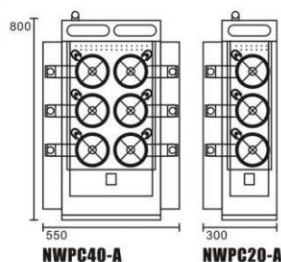


NWPC40-A



NWPC20-A

NEW



Product Features:

- Pilot & ignition & Flame failure safety device.
- 304 Stainless steel tank. 25 Liter Capacity.
- Hidden front water spout.
- Overflow system at rear to maintain adequate water levels.
- Casters at the back and adjustable bullet feet in front.
- Individual digital timer and lighter.

Model No.	Description	Dimension		
NWPC40-A	Gas Noodle Cooker with Autolifting	550*800*910mm		
NWPC20-A	Half-size Gas Noodle Cooker with Autolifting	300*800*910mm		
Gas source	Gas rated pressure	Burner rating		
LPG / NG	2.8KP / 2.0KPa	9kw / Burner (31000BTU / Burner)		
Voltage	Rated power	Water inlet	Drainage pipe	Gas inlet
220V / 50Hz / 1ph	0.25kw / Side	1/2" (DN15)	2" (DN50)	3/4" (DN20)

Gas Noodle & Pasta Cooker



NWPC40



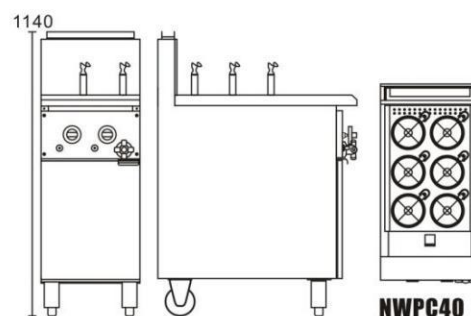
①

① Noodle baskets as standard accessories.



②


② Pasta basket as options



NWPC40

Model No.	Description	Dimension	Burner rating
NWPC40	Noodle & Pasta Cooker	400*800*910+230mm	18kw (62000BTU)

C ountertop cooking series

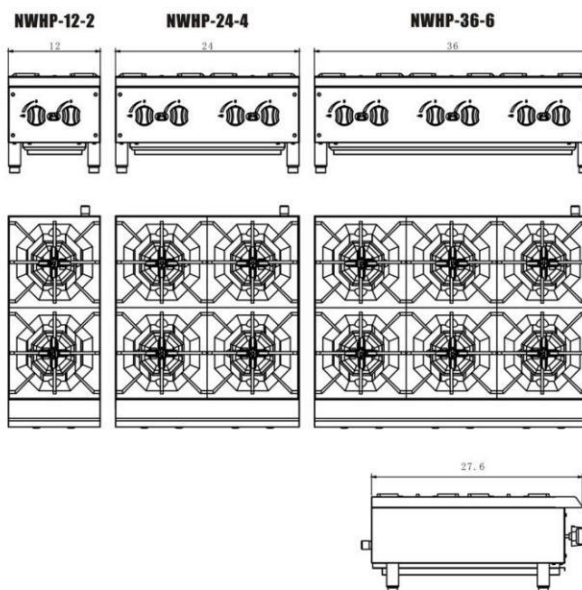




Gas Hot Plate



NWHP-24-4



Product Features:

- All models can be operated using natural or LP gas.
- Sleek, heavy-duty stainless steel construction for long life and easy maintenance.
- Individually controlled burners with 7.25kw (25000BTUs) per hour.
- Cast iron trivets for a sturdy work surface.
- Countertop units with 27.6" depth available in three widths:
 - 12" wide with 2 burners
 - 24" wide with 4 burners
 - 36" wide with 6 burners
- Easy access front panel pilot adjustments.
- Durable anti-clogging dual-ported burners.

Model No.	Description	Dimension	Burner rating
NWHP-12-2	Gas 2-Burner Hotplate	305*700*320	14.5kw (50000BTU)
NWHP-24-4	Gas 4-Burner Hotplate	610*700*320	29kw (100000BTU)
NWHP-36-6	Gas 6-Burner Hotplate	915*700*320	43.5kw (150000BTU)



Induction Cooktop



NWIC-350



NWIC-700



Product Features:

- Stainless Steel Body
- Glass Hob
- Touch Control
- Electronic Overheating Protection
- Temperature Range 60~240°C

Model No.	Description	Dimension	Rated power	Voltage
NWIC-350	Single Induction Cooktop	388*418*84mm	3.5kw	220V-240V / 50/60Hz / 1ph
NWIC-700	Double Induction Cooktop	390*713*123mm	7.0kw	220V-240V / 50/60Hz / 1ph



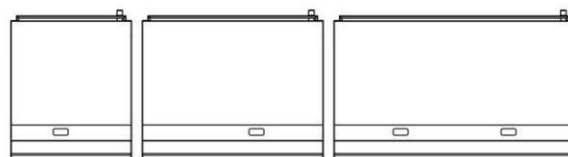
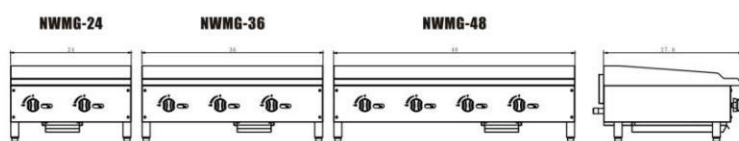
Gas Griddle



NWMG-24

Product Features:

- All models can be operated using natural or LP gas.
- Heavy-duty stainless steel full-cooking depth dual -ported burners for long life and easy maintenance.
- Manually controlled, independent cooking zones.
- Bottom-welded plate for accurate heat distribution.
- Countertop units with 27.6" depth available in three widths: 24" , 36" , and 48" .
- Griddle plate thickness of 3/4" .



Model No.	Description	Dimension	Burner rating
NWMG-24	Gas 24" Manual Griddle	610*700*320mm	17.4kw (60000BTU)
NWMG-36	Gas 36" Manual Griddle	915*700*320mm	26.1kw (90000BTU)
NWMG-48	Gas 48" Manual Griddle	1220*700*320mm	34.8kw (120000BTU)



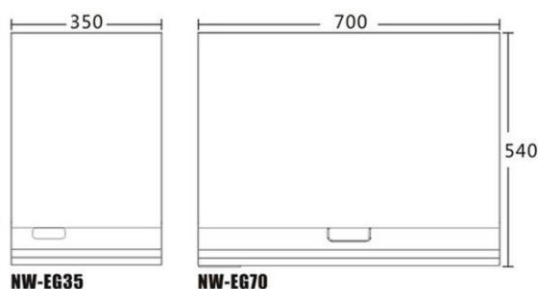
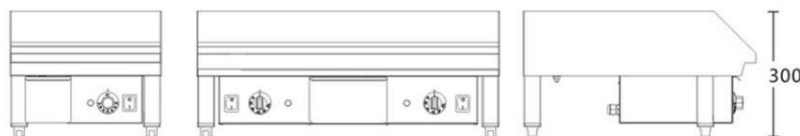
Electric Griddle

Product Features:

- Heavy-duty griddle plate.
- Thermostatically controlled from 50°C ~ 300°C.
- 3.6kw elements (NW-EG70 x2, NW-EG35 x1) for fast recovery.
- Separate heat zones allow varied products to be cooked at the same time(NW-EG70 only)
- Solid stainless steel construction with fully welded splash guards for extra durability.
- Adjustable feet for leveling.
- Pull out grease drawer for surplus grease.
- Indicators for operation.
- Standard equipped with 2m power cable.



NW-EG70



Model No.	Description	Nominal Amps	Rated power	Dimension	Voltage
NW-EG35	Electric Griddle	15A	3.6kw	350*540*300mm	220V-240V / 50Hz / 1ph
NW-EG70	Electric Griddle	30A	7.2kw	700*540*300mm	220V-240V / 50Hz / 1ph

Induction Fryer

NEW



NWIF-350

Product Features:

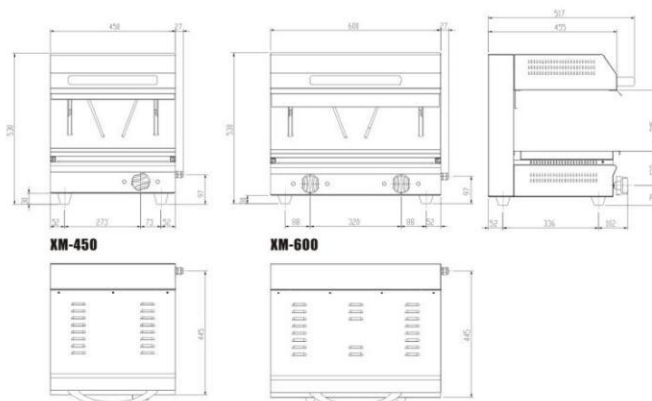
- Stainless Steel Body
- Touch Control
- Electronic Overheating Protection
- Oil capacity:8L
- Timer,LED Display (0-120minute)
- Temperature setting :60°C~190°C

Model No.	Description	Dimension	Rated power	Voltage
NWIF-350	Induction Fryer	288*478*410mm	3.5kw	220-240V / 50/60Hz / 1ph

Electric Salamander



XM-600



Product Features:

- Durable stainless steel structure including front, side, back and crumb tray.
- Counter top unit.
- On / Off indicator light shows working status.
- Adjustable lifting up and down with top heating element.
- Removal crumb tray for easy cleaning and comes with chrome plated toast rack.
- Available for two sizes and choice of 2.8kw and 4kw.

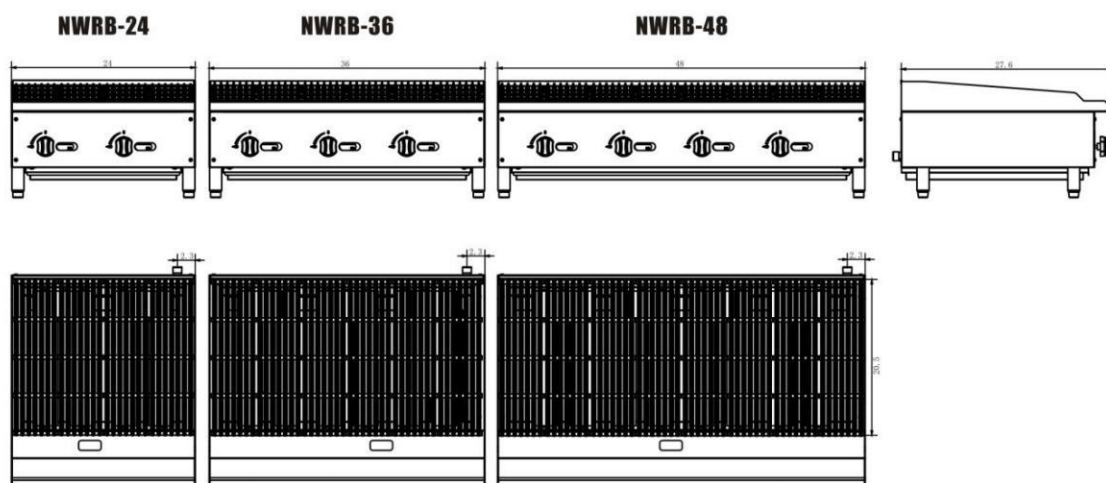
Model No.	Description	Nominal Amps	Rated power	Dimension	Voltage
XM-450	Electric Salamander	13A	2.8kw	450*520*530mm	220V-240V / 50Hz / 1ph
XM-600	Electric Salamander	18A	4.0kw	600*520*530mm	220V-240V / 50Hz / 1ph



NWRB-36

Product Features:

- All models can be operated using natural or LP gas.
- Stainless steel construction for long life and easy maintenance.
- Angled sidewalls and bottom plate reflect heat into cooking Zone for better and more accurate heat distribution.
- Reversible, heavy-duty cast iron grilling grates for delicate proteins.
- Manually controlled, independent cooking zones.
- Can alternate between lava rock and radiant cooking methods.
- Lava Rock Kit and Holding Rack options available in 24" , 36" , and 48" .
- Grates are in individual sections and are designed to be tilted For different level heating.



Model No.	Description	Dimension	Burner rating
NWRB-24	Gas 24" Radiant Broiler	610*700*320mm	20.3kw (70000BTU)
NWRB-36	Gas 36" Radiant Broiler	915*700*320mm	30.45kw (105000BTU)
NWRB-48	Gas 48" Radiant Broiler	1220*700*320mm	40.6kw (140000BTU)

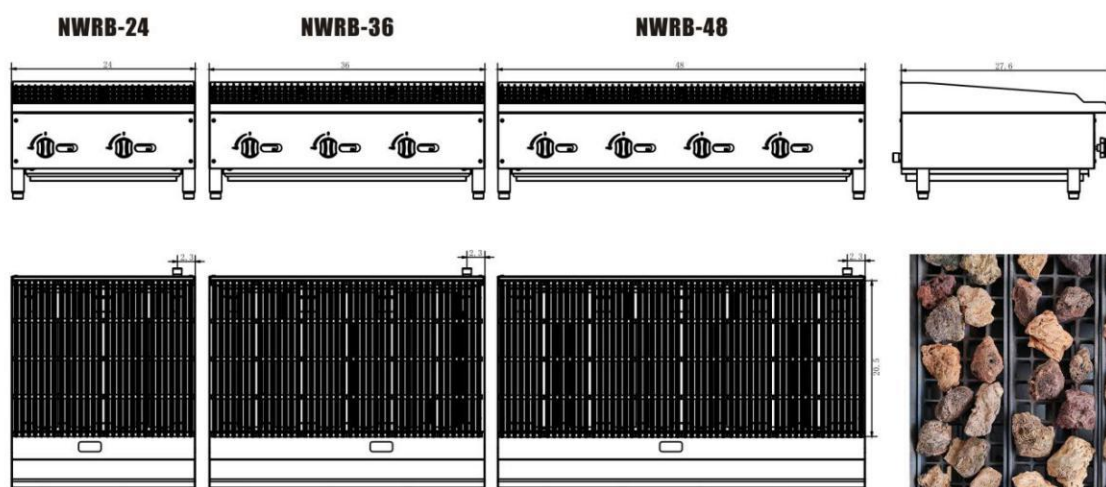




NWCB-36

Product Features:

- All models can be operated using natural or LP gas.
- Stainless steel construction for long life and easy maintenance.
- Angled sidewalls and bottom plate reflect heat into cooking Zone for better and more accurate heat distribution.
- Reversible, heavy-duty cast iron grilling grates for delicate proteins.
- Manually controlled, independent cooking zones.
- Can alternate between lava rock and radiant cooking methods.
- Lava Rock Kit and Holding Rack options available in 24" , 36" ,and 48" .
- Grates are in individual sections and are designed to be tilted For different level heating.



Lava Rock Kit

Model No.	Description	Dimension	Burner rating
NWCB-24	Gas 24" Char-rock Broiler	610*700*320mm	20.3kw (70000BTU)
NWCB-36	Gas 36" Char-rock Broiler	915*700*320mm	30.45kw (105000BTU)
NWCB-48	Gas 48" Char-rock Broiler	1220*700*320mm	40.6kw (140000BTU)

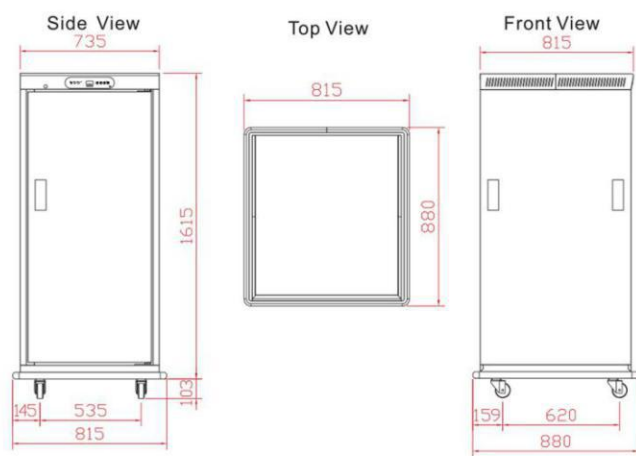




Food Holding Series



Mobile Heated Cabinet

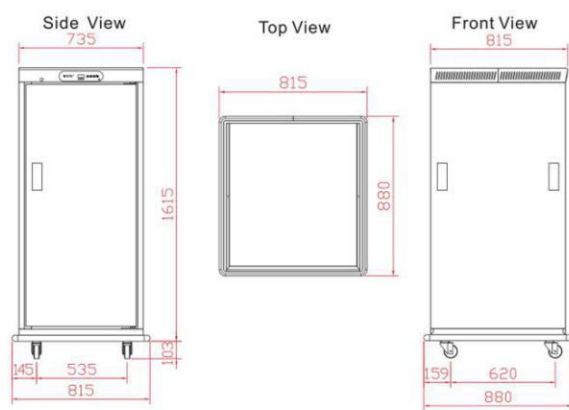


Product Features:

- Durable stainless steel structure body for easy cleaning.
- Indicator light shows the working status and temperature.
- Food warming temperature range from 65~80°C.
- Unit has 16 slide rails at 72mm space apart
- Standard comes with four swivel casters two with brakes
- Accommodates 16 trays of 2/1 GN pans or 32 trays of 1/1 GN pans.

Model No.	Description	Rated power	Dimension	Voltage
XFC-16S	Mobile Heated Cabinet	2.7kw	815*880*1780mm	220V / 50Hz / 1ph

Mobile Refrigerated Cabinet



Product Features:

- Durable 304 grade stainless steel exterior and interior to prevent against bacteria and corrosion.
- Accommodates 16 trays of 2/1 GN pans or 32 trays of 1/1 GN pans.
- Non-marking swivel and braked casters for easy mobility and positioning.
- Self-closing doors minimize temperature loss and reduce energy consumption.
- Waterproof smart controller with clear digital display designed for easy operation.
- Equipped with optional glass door and pass through door are available upon request at additional charge.

Model No.	Description	Rated power	Dimension	Voltage
MRC-16S	Mobile Refrigerated Cabinet	0.3kw	807*885*2000mm	220V / 50Hz / 1ph



Merchandise Series

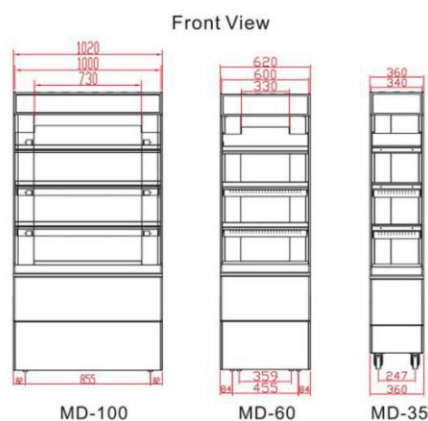
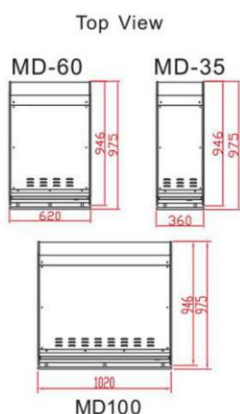
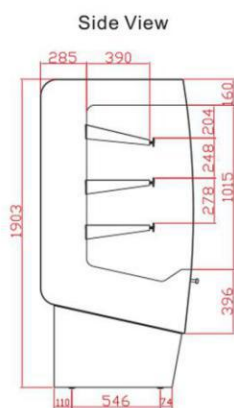




MD-60

Product Features:

- Durable stainless steel structure with side glass panel
- Perfect for hot rolls, pies, pasties, warp, snack, soup & chicken portions
- Temperature range from 65°C~80°C
- Digital display shows the working temoerature
- Thermal heat resistant night cover
- Standard comes with four casters for easily removable
- Upright design for space saving



Model No.	Description	Rated power	Dimension	Voltage
MD-35	Grab and Go Merchandiser	2kw	360*980*1870mm	220V / 50Hz / 1ph
MD-60	Grab and Go Merchandiser	3kw	620*980*1870mm	220V / 50Hz / 1ph
MD-100	Grab and Go Merchandiser	4kw	1020*980*1870mm	220V / 50Hz / 1ph



Note



NEWWAY

www.newgenhk.com



NEWWGEN Catering Equipment(HK)Co.,Ltd

7/F.Kowloon Building,555 Nathan Road, MongKok,Kowloon, HongKong

Tel: (852) 2454 7711 Fax: (852) 2454 8833

Factory Add: No.D1 Shatou Industrial Zone, Nanhai Dist, Foshan, Guangdong, P.R.China

Tel: (86) 757-8691 0022 Fax: (86) 757-8690 3349