

Product Description

- ◆ SCR Output
- ◆ Control Voltage: 15-32VDC, 4-32VDC
- ◆ Load Voltage: 240VAC, 380VAC, 480VAC
- ◆ Load Current: 3A, 5A
- ◆ Dielectric Strength: 4000Vrms
- ◆ RoHS Compliant



Ordering Information

<b>KSD</b>	<b>380</b>	<b>D</b>	<b>5</b>	<b>R</b>	<b>-H</b>	<b>(037)</b>
KSD Series <sup>(1)</sup>	Load Voltage 240: 240VAC 380: 380VAC 480: 480VAC	DC Control	Load Current 5: 5Amp	Switching Mode Blank: Zero Crossing R: Random-on	Control Voltage H: 15-32VDC W: 4-32VDC	(037): Plastic Case

(1) Part numbers available are listed in the table below.

Model		
H:15-32VDC	KSD240D5-H (037)	KSD240D5R-H (037)
	KSD380D5-H (037)	KSD380D5R-H (037)
	KSD480D5-H (037)	KSD480D5R-H (037)
W:4-32VDC	KSD240D5-W (037)	KSD240D5R-W (037)
	KSD380D5-W (037)	KSD380D5R-W (037)
	KSD480D5-W (037)	KSD480D5R-W (037)

General Specifications

Input Specifications (Ta=25°C)		
Control Voltage Range	H	15-32VDC
	W	4-32VDC
Must Turn-on Voltage	H	15VDC
	W	4VDC
Must Turn-off Voltage	H	5VDC
	W	1VDC
Maximum Input Current	H/W	25mA (@32VDC)

Output Specifications (Ta=25°C)		
Load Voltage Range	240VAC	24-280VAC
	380VAC	24-440VAC
	480VAC	24-530VAC

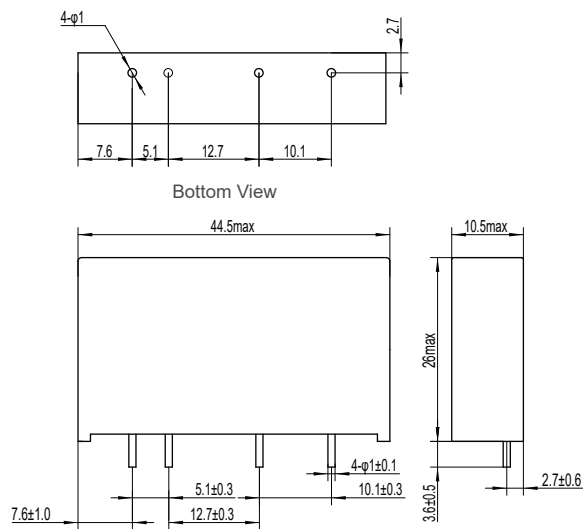
Output Specifications (Ta=25°C)		
Maximum Transient Overvoltage	240VAC	600Vpk
	380VAC	800Vpk
	480VAC	1200Vpk
Load Current Range	0.1 - 5A	
Maximum Surge Current (@10 ms)	250A	
Maximum Turn-on Time	Random-on	1ms
	Zero Crossing	1/2cycle+1ms
Maximum Turn-off Time	1/2cycle+1ms	
Maximum Off-State Leakage Current@Rated Load Voltage	5mA	
Maximum On-State Voltage Drop@Rated Current	1.5Vrms	
Minimum Off-State dv/dt@Maximum Rated Voltage	500V/μs	

General Specifications (Ta=25°C)		
Dielectric Strength (50/60Hz)	4000Vrms	
Minimum Insulation Resistance (@500VDC)	1000MΩ	
Ambient Temperature Range	-30°C ~ +80°C	
Storage Temperature Range	-30°C ~ +100°C	
Weight (Typical)	20g	

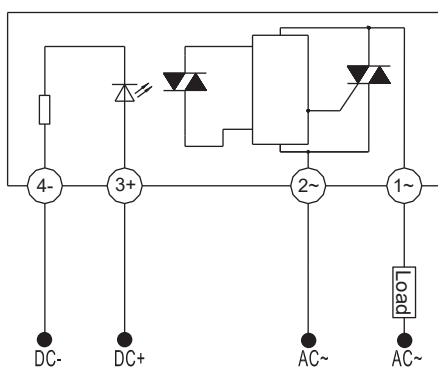
### Applications

Suitable for lighting control, motor control, vending machine control, medical device control, valve control etc, and etc.

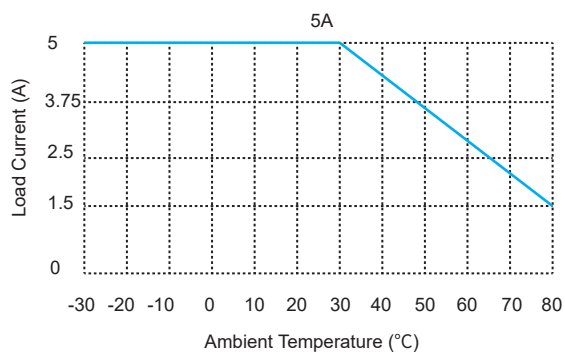
### Outline Dimensions



Wiring Diagram



Thermal Derating Curve



General Notes

1. 260°C welding temperature, the whole process should not exceed 10 seconds, 350°C, the welding process should not exceed 5 seconds, otherwise it may cause damage to the product.
2. Control end polarity should be correct, otherwise it will damage the product.
3. When the working environment temperature of the product is high, please refer to the temperature curve for derating.

Certification Standards

Certification	Test Standard
CE	EN 60947-1:2007/A2:2014
	EN 60947-4-3:2014
UL	UL508
	C22.2 No. 14-13
CCC	GB/T14048.5-2017
CQC	GB/T14048.5-2017