

GANI MARBLE TILES



PROJECTS HANDBOOK

PROJECTS HANDBOOK

GANI MARBLE TILES

GANI MARBLE TILES

FOSHAN GANI CERAMICS CO., LTD.

Add: 2nd-5th Floor, T10, Smart City, No.28, Jihua 1st Road,
Chancheng District, Foshan, Guangdong, China
Tel: 86-757-8258 6585 / 8258 2784 / 8258 3571 / 8236 8009
Email: info@ganimarbletiles.com

www.ganimarbletiles.com

@ GANI MARBLE TILES



GANI MARBLE TILES

CORPORATE PHILOSOPHY

Marble is fascinating the human kind since the rise of every civilization. Marble's beauty is universal and we can't renounce to it, but at the same time it is extremely fragile. So many wonderful marbles don't exist anymore. Our mission is to create an alternative option, which doesn't require the destruction of that beauty we admire so much, without renouncing to it. We dream about a future where natural marbles will no longer be used in extensive applications, and at the same time more people will be allowed to responsibly enjoy the beauty of marble.


So, GANI comes from its founder passion for marble and marbles' pure and elegant beauty. The desire for knowledge about marble leads to discovery of an unbelievably varied nature in every corner of our world. Challenging this kind of search, turned GANI into a marble collector, and collecting the priceless and fragile beauty of marble all around the world.

GANI IS KNOWN AS THE CREATOR OF MARBLE TILES

GANI Ceramic CO., Ltd., founded in Foshan Guangdong in 2002, pioneered a new porcelain category –Marble Tiles in 2009. Since its birth, Marble Tiles have been widely recognized by various sectors and customers.

The sales network of GANI MARBLE TILES covers more than sixty countries around the world like Italy, France, America, and Australia. With more than five hundreds franchised stores in China and around the world, GANI proactively delivers its quality products and services to dozens of famous projects like hotels, shopping malls, airports, deluxe apartments in Tokyo, Dubai, Paris, Singapore, Seoul, Bangkok, Sydney, Las Vegas, Hong Kong, Shanghai and Beijing. Now more than 1 million families choose GANI MARBLE TILES.





Marble Tiles, capturing the natural beauty of marble with high performances of porcelain tiles, is a technological evolution of marbles.GANI MARBLE TILES stems from innovation in cross-boundary convergence, satisfying people's demand for natural beauty through state-of-the-art technology.

CONTENTS

_04

HOSPITALITY

_44

COMMERCIAL

_78

RESIDENTIAL

_102

FACADE

_130

5S GANIVALUE

_134

SEAMLESS JOINT PAVING
& FORMALDEHYDE DECOMPOSITION

_140

COMPANY & PRODUCTS

_164

CERTIFICATES

PROJECT REFERENCES

		PARTNER		
				
				
				

High-end decoration with adorable price, easy maintenance, durable and unlimited design application, GANI wins high reputation in hospitality, commercial and residential project practices, successfully working with world class hotel groups, real estate developers, retailer brands, etc.





HOSPITALITY

GANI is very proud to have worked with the world's leading hotel brands on an exciting range of iconic hotels and has acquired unparalleled experience of the industry. Like all our customers, we are dedicated to helping create the most inspiring and luxurious experience for every single guest.

BANGKOK MARRIOTT MARQUIS QUEEN’S PARK

ADDRESS: BANGKOK , THAILAND

APPLIED PRODUCTS



CLOUD GREY
SIZE:600x900mm



WOOD GRAIN GREY
SIZE:600x900mm



JET BLACK
SIZE:600x900mm



VOLAKAS
SIZE:600x1200mm



CALACATTA MATTE(FLOOR)
CALACATTA (WALL)
SIZE:600x900mm

MARQUIS QUEEN'S PARK

Differences in Modernization
Mr.Wu-Padhisa

Thailand's design potential makes it reach the world-class level.The design concept of a new generation of designers makes the design unique.This time, we interviewed the Design Director of PIA Interior Limited, Mr. Wu-Padhisa, a professional and top interior designer in Thailand, about the concept of work and the decoration of the downtown hotel, but still retained its original charm. "Our company is mainly engaged in interior design. I am the design director of the studio.There are six studios in the company. Each team has different working methods and different characteristics or techniques, which makes our design results have various ideas. Design and innovation are interrelated, especially style and materials. If they are selected correctly, they will simplify the work and meet the goals. Mr. Wu also said: "I pay more attention to beauty, not to the brand or trademark, but to the aesthetic and durable characteristics of its products, to see whether it meets our needs. Our design team will make prototypes or mockups before each project starts, and do experiments, experience and produce materials to make them conform to the theme, and plan ahead, screen and modify them until they meet the best design requirements. It is undeniable that material is an important part, but the function of the main components is equally important. "Important factors to be considered in the work include: we should choose according to the theme, the use area and the main functions, and the price must be in line with our budget and have beautiful design concepts. For example, as a demonstration project - Bangkok Marriott Marquis Queen's Park, the hotel is different from the residential area, the hotel area is very large, we can not use rocks everywhere, in this regard, technology is particularly important, especially now the ceramic tile contains new technology, sometimes although we have been very careful, but in the application, it will be issued. potential high permeability natural rock problems. The open high ceiling in the Pool House combines modern style, modern marble materials, European furniture and wooden shutters directly to the ceiling, which reduces Thai elements and makes all the decorative details of the ancient architecture more harmonious and beautiful. In a Deluxe Twin room, beautiful Thai pattern patterns are used on the

bedside wall, and pure color quilt covers are used for insertion. It looks both modern and elegant. In the wall design, Queen Sirikit's lyrics are used instead of wall paintings, which are both beautiful and unique. In any case, it is a simple solution and a good choice for our controllable, durable and easy-to-clean tiles. Just now Mr. Wu said that the Marquis Marquis Park in Queen's Park, Bangkok, which we requested to visit, has some additional decorations. Although this hotel is a modern style, there are still some interesting Thai style designs combined with modern style. In addition, Mr. Wu told us more concepts and sources of inspiration. The central large-scale swimming pool is designed to connect the inside and outside of the open-air swimming pool, which is very suitable for enjoying the evening wind. In the bathroom of Grand Marquis Suite, brown solid wood and white tiles are used to make the room look spacious and applicable. The primary issue of this design is to collect memories, preserve the original value of the hotel (Imperial Queen's Park) and the hotel's existing decorations, combined with modern design, in order to create a different atmosphere. The above examples can clearly see the natural stone decorative tiles used, choose black and white intermediate tones, both segmented and connected areas, in the public area to create a strong sense of space, so that this area looks both spacious and three-dimensional. Therefore, the image and style of this Marriott Hotel are quite different from those of other hotels. Some of the designs adopt the image of modern Marriott Hotel, while maintaining the cultural atmosphere and characteristics of Thailand. The hotel owner also wants to retain the original atmosphere, because here the original story can be given a new meaning and complement each other. Modernization and contemporary old Thai architecture can be combined to form a new brand hotel. This is the case. Focus on creating conveniences for current tourists while passing on the hotel's exclusive logo. In terms of design, there is a clear design style, that is, the combination of Thai style and modern style, which makes the selection of materials very different. Therefore, it is particularly important to select the best materials in the design, especially now there are more materials to choose.

Substitute materials should also be beautiful, and can be replaced by materials with beautiful colors and patterns according to the design. Almost every part uses Boon-thavorn tiles to make each component more harmonious and complete. With open source and innovation, we must abandon the well-known innovation and bright spots. Mr. Wu also said: "In this project, I have selected a variety of tiles, mainly using 10 mm series of marble thin tiles, may not have so many before, patterns are not natural. But now using random pattern 10, it looks more beautiful and natural. Therefore, from the point of view of design, I think the integration of modernization will help to simplify the work. In addition, soon after, the largest Roof top Bar in Bangkok on the top floor of the hotel will be open to use. It can enjoy the broadest view of Bangkok at an altitude of 2,000 square meters. I believe everyone will like the atmosphere here. We can also look at our selection in this section, but I promise it will be refreshing. It is believed that the alliances that are engaged in design work or are designing will more or less improve the selection of materials. Beautiful materials and perfect completion of work must be the best answer in this era.






ARTE MONT KIARA HOTEL MALAYSIA

ADDRESS: KUALA LUMPUR, MALAYSIA

APPLIED PRODUCTS



NERO MARQUINA
SIZE:600x1200mm



STATUARIO CALACATTA
SIZE:600x1200mm



ASSINIS GREY
SIZE:600x1200mm






JW MARRIOTT MARQUIS DUBAI

ADDRESS: DUBAI, UNITED ARAB EMIRATES

APPLIED PRODUCTS



CREMA MARFIL
SIZE:900x900mm



HILTON FORT COLLINS IN THE UNITED STATES

ADDRESS: COLORADO, UNITED STATES

APPLIED PRODUCTS



CALACATTA GOLD
SIZE:600x900mm



W HOTEL MELBOURNE

ADDRESS: MELBOURNE, AUSTRALIA

APPLIED PRODUCTS



SAINT LAURENT BROWN
SIZE:300x600mm




SALISBURY HOTEL

ADDRESS: CHRISTCHURCH, NEW ZEALAND

APPLIED PRODUCTS



VOLAKAS
SIZE:600x600mm



DIAMOND BLUE
SIZE:600x900mm








RYUKYU HOTEL(NASHIRO BEACH), JAPAN

ADDRESS: OKINAWA, JAPAN


APPLIED PRODUCTS



NERO MARQUINA
SIZE:600x1200mm



CLAROS GREY(LIGHT)
SIZE:600x1200mm



STATUARIO
SIZE:600x600mm





HILTON SHENZHEN SHEKOU NANHAI, CHINA

ADDRESS: SHENZHEN, CHINA

APPLIED PRODUCTS



PALISSANDRO BLUE
SIZE:600x900mm



RAINBOW WOOD GRAIN
SIZE:600x900mm






HYATT HOTEL, SHENZHEN YANTIAN, CHINA

ADDRESS: SHENZHEN, CHINA

APPLIED PRODUCTS



AMASYA BEIGE
SIZE: 600x900mm



SOFT MARFIL
SIZE: 600x900mm



NAGA HOTEL

ADDRESS: PHNOM PENH, CAMBODIA

APPLIED PRODUCTS



STATUARIO VENATO
SIZE:600x900mm





EQUATORIAL HOTEL

ADDRESS: KUALA LUMPUR, MALAYSIA

APPLIED PRODUCTS



WOOD GRAIN GREY
SIZE:600x900mm



ROYAL PARK HOTEL THE HANEDA TOKYO, JAPAN

ADDRESS:TOKYO,JAPAN

APPLIED PRODUCTS



JET BLACK
SIZE:600x600mm




THE PARK FRONT HOTEL AT UNIVERSAL STUDIOS, JAPAN

ADDRESS: OSAKA, JAPAN

APPLIED PRODUCTS



ROSA ZARCI
SIZE:600x900mm



EMPERADOR LIGHT
SIZE:600x900mm



CREMA MARFIL
SIZE:600x900mm





COMMERCIAL

GANI's products are widely used in commercial application, such as shops, restaurants, cinemas, offices, and conventional centers. Our reputation relays on products' high performance as well as detail service, traceability and safe partnership. The offer we provide is an illustration of fast-response global supply, production and retail network.

ZARA CHAIN SHOPS

ADDRESS: CHINA, SPAIN, USA, AUSTRALIA, CANADA

APPLIED PRODUCTS



CUSTOM MADE
SIZE:450x900mm/900x900mm



ZARA CHAIN SHOPS

ADDRESS: CHINA, SPAIN, USA, AUSTRALIA, CANADA

APPLIED PRODUCTS



CUSTOM MADE
SIZE:450x900mm




NINGXIA INTERNATIONAL CONVENTION CENTER, CHINA

ADDRESS: NINGXIA, CHINA

APPLIED PRODUCTS



VOLAKAS
SIZE:600x900mm



BOTTICINO SEMICLASSICO
SIZE:600x900mm



FIOR DI PESCO CARNICO
SIZE:600x900mm





DRAMA THEATRE IN KOMSOMOLSK-ON-AMUR

ADDRESS: KHABAROVSK KRAI, RUSSIA

APPLIED PRODUCTS



NEW BIANCO CARRARA
SIZE:600x600mm



STATUARIO VENATO
SIZE:600x900mm






SOEKARNO-HATTA INTERNATIONAL AIRPORT

ADDRESS: JAKARTA, INDONESIA

APPLIED PRODUCTS



CREMA MARFIL
SIZE:600x900mm




TGV CINEMA, MALAYSIA

ADDRESS: KUALA LUMPUR, MALAYSIA
Seamless joint paving with invisible 0.5mm for smooth sense of space.


APPLIED PRODUCTS



CLAROS GREY(LIGHT)
SIZE:900x900mm



CLAROS GREY(DARK)
SIZE:900x900mm



WHITE CARRARA
SIZE:900x900mm



MARRIAGE REGISTRATION OFFICE

ADDRESS: Khabarovsk, Russia

APPLIED PRODUCTS



ONICE CAPPUCCINO
SIZE:900x900mm



SILVER GREY
SIZE:900x900mm



GOLDEN BEIGE
SIZE:900x900mm




WALKIN FOSHAN, CHINA

ADDRESS: FOSHAN, CHINA

APPLIED PRODUCTS



RED SAND STONE
SIZE:600x1200mm



CLAROS GREY(LIGHT)
SIZE:600x1200mm



AMANI GREY
SIZE:600x1200mm




STATUARIO CALACATTA
SIZE:600x1200mm



PRIVATE DENTAL CLINIC, HONGKONG, CHINA

ADDRESS: HONGKONG, CHINA
Seamless joint paving with invisible 0.5mm for smooth sense of space.

APPLIED PRODUCTS



CLAROS GREY(LIGHT)
SIZE:600x1200mm



JIESHUN TECHNOLOGY HEADQUARTERS

ADDRESS: SHENZHEN, CHINA

APPLIED PRODUCTS



ASSINIS GREY
SIZE:900x1800mm



BARDIGLIO
SIZE:600x1200mm





WEST RED SQUARE, HARBIN CHINA

ADDRESS: HARBIN, CHINA

APPLIED PRODUCTS



VOLAKAS
SIZE:600x600mm





RESIDENTIAL

First-class villa environment requires tiles to have comprehensive advantages of high taste and superior quality, and to be strictly up to environmental protection & safety standards. Only this way can ensure realization of the healthy, elegant and ideal housing. GANI marble tile featuring high-end magnificent style, outstanding product quality and perfect service is the best choice for villa projects.

SALADAENG ONE IN THAILAND

ADDRESS: BANGKOK, THAILAND

APPLIED PRODUCTS



NERO MARQUINA
SIZE:600x600mm



PA HOUSE IN PINKLAO, THAILAND

ADDRESS: PINKLAO, THAILAND

APPLIED PRODUCTS



WOOD GRAIN GREY
SIZE:600x900mm

PA HOUSE

IDIN Architects

Where does the PA house Design inspiration come from?

PA House is a private house for a small and new settled family. There are 3 bedrooms including one master bedroom and two bedrooms reserving for guest and their child in the future. Not only the bedrooms but there are also 2 more main requirements from the owner which are a great common area for living and dining, where the owners always get together with their friends as the new generation's lifestyle does, and the privacy, the owner's most important issue, from the unpleasant surroundings. While the house needs privacy, it still has to be roomy and clear in the same time. Therefore, the concept design begins with studying the surrounding buildings about their height to outside-in and inside-out view of the house, to fit each function to the site appropriately. In the other hand, the surrounding buildings are not only the conditions but also the assistance to help the architects plan the layout and zoning of this house. In order to achieve such requirements, the wall planes are created for screening out the outside-in view, opening the inside-out view and creating an internal space in the same time. The main area of the house is the common area where owners can have a dinner and take 180 degree view of the green area through the swimming pool. Each wall plane is intentionally designed to float and locate around the house to define the house's view and shade out the sunlight getting into the area simultaneously.

Is there any architect that inspires your present or past work more than others? Especially for the PA house design?

When I was an architectural student, I studied many modern architecture so the "modernism" conceptual ideas has influenced to my design process until the present. Le Corbusier, Louis Khan, Frank Lloyd Wright and Mies van der Rohe are my favorite modernism architects. Then I started working as an architect, the

Dutch architects; Rem Koolhaas and MVRDV, have also influenced my design process either; Thinking process and diagrammatic. I learned from them and blend it up even I do not know who is the most inspired my work. I just know only that, my design process is about program and site analysis for designing an architecture which is proper to the context and also is a tropical architecture. PA House is a good example for this.

Which is the part of the villa that you like the most?

I love the planes that located and defined the internal spaces and screening out for privacy in the same time. It's not only functional but also creates the interesting mass and form for this house.

When did you decide that you would have become an architect? is there a special design or building that made you fall in love with the world of architecture and design?

I saw photos of the Falling Water House by Frank Lloyd Wright when I was 14 years old. I was so impressed and desired to have a house like that so I asked my teacher how to do it. She said I had to be an architect, and that was the first time I want to be an architect. That house is my first architecture that impressed me.

How do you select wall tiles to match the floor or your design of PA house?

Super Genti, the owner requires this natural stone to be the main material for this project. It was used in many parts of interior space because it is proper for usage and seems elegant and luxury. But, it is not proper for the exterior space.



How important is the selection of materials during your design process? Is it something that you consider since the very first steps of the design, or do you think about it once the general idea is fixed and you are detailing the project?

I always think about a mood and tone for overall look first. Once the mood and tone is fixed, the detail for each material are concerned, which wood or stone are supposed to match with the mood and tone. But for some projects that material is the main idea so I have to concern it as the first step of design process.

What is your opinion about the use of marble in architecture and interior design?

I think, marble gives the feeling of strength, durable, elegant, natural and make the user feel cool and comfortable.

Can you list 3 factors why you choose GANI MARBLETILES?

1. Price – it's cheaper than natural stone.
2. Texture and pattern – It seems like the natural one.
3. Strength – It's dense and no porous like natural stone so it can use exterior and easy formaintenance.

What factors you highly consider when select tiles and tiles brand?

The pattern and color that looks real and natural.

Would designers prefer using marble tiles or marble in Thailand market?

Yes, they both are more popular in Thailand.They are chosen by the area to apply such as outdoor; indoor. Also consider on whether we could see and touch it.The budget is also the main issue as well.

What is the opinion of the designers in Thailand, about using marble tiles instead of natural marble?

It is interesting material according to the factors about the price, the installation and the maintenance.The development of pattern to be real and natural look will increase the potential of this material and more opportunity to use it instead of natural stone.





BUND RESIDENTIAL IN HARBIN

ADDRESS: HARBIN, CHINA

APPLIED PRODUCTS




CENERINA
SIZE:600x1200mm



GOLDEN GARDEN IN QINGYUAN

ADDRESS: QINGYUAN, CHINA
Seamless joint paving with invisible 0.5mm for smooth sense of space.

APPLIED PRODUCTS



CLAROS GREY(DARK)
SIZE:600x1200mm



PIETRA GREY
SIZE:900x1800mm



ASSINIS GREY
SIZE:900x1800mm



PALISSANDRO BLUE
SIZE:900x1800mm



VOLAKAS
SIZE:900x1800mm



STATUARIO CALACATTA
SIZE:900x1800mm



YUJIANGDIJING PENTHOUSE IN QUANZHOU

ADDRESS: QUANZHOU, CHINA
Seamless joint paving with invisible 0.5mm for smooth sense of space.

APPLIED PRODUCTS



CLAROS GREY(LIGHT)
SIZE:900x1800mm



PIETRA GREY
SIZE:600x1200mm



AZUL MACAUBAS
SIZE:900x1800mm




STATUARIO CALACATTA
SIZE:600x1200mm



IOI RESIDENTIAL IN XIAMEN

ADDRESS: XIAMEN, CHINA
Seamless joint paving with invisible 0.5mm for smooth sense of space.

APPLIED PRODUCTS



CLAROS GREY(DARK)
SIZE:600x1200mm



TUNDRA GREY
SIZE:900x1800mm



NEW CASTLE GREY
SIZE:600x1200mm



ARABESCATO OROBICO
SIZE:600x1200mm



STATUARIO CALACATTA
SIZE:900x1800mm



CSCEC ZHUANGYUANFU RESIDENTIAL IN XIANGYANG

ADDRESS: XIANGYANG, CHINA
Seamless joint paving with invisible 0.5mm for smooth sense of space.


APPLIED PRODUCTS



TATUARIO EXTRA
SIZE:900x1800mm



PIETRA GREY
SIZE:900x1800mm




CALACATTA
SIZE:600x900mm




CIFI BOYUEXIANGJIANG SHOWROOM IN CHANGSHA

ADDRESS: CHANGSHA, CHINA
Seamless joint paving with invisible 0.5mm for smooth sense of space.

APPLIED PRODUCTS



TUNDRA GREY
SIZE:900x1800mm



CENERE DI PESCE
SIZE:900x1800mm




LUXURY VILLA IN AUSTRALIA

ADDRESS: AUSTRALIA

APPLIED PRODUCTS



CALACATTA
SIZE: 600x600mm



CLOUD GREY
SIZE: 600x900mm



HIGH END APARTMENT IN SINGAPORE

ADDRESS: SINGAPORE

APPLIED PRODUCTS



VOLAKAS
SIZE:600x900mm



SOFITEL GOLD
SIZE:600x900mm





FACADE

ADVANTAGES OF GANI MARBLE TILES IN DRY-HANGING CURTAIN WALL

A curtain wall system consisting of supporting structures and panels is an outer covering of a building which does not carry any dead load weight. Since it hangs like a curtain, it is also called the hanging wall. It's a light weight wall with decorative effect for modern high-rise buildings. Curtain wall does not bear any dead load weight from the building other than its own one but merely protect the building from wind loads, earthquakes and temperature variation.

Therefore, panels of curtain walls must be weather resistant and durable.

Normal classification of curtain wall: glass curtain wall; metal curtain wall; porcelain plate curtain wall; stone curtain wall.

MARBLE TILE AND STONE CURTVAIN WALL CONSTRUCTION COMPARISON

Indicator	Marble tiles	Granite	Marble
Steel joist	10% less than that of granite curtain wall		10% more than that of granite curtain wall
Construction period	Short, with quality assurance	Long, with quality assurance	Long, without quality assurance in large projects
Effect of construction	No significant difference with the building design	Hard to achieve the effect of the building design	Hard to achieve the effect of building design, severe chromatic aberration after long time use
Work intensity	Low, need only one person to install	Need at least two people to install	Need at least two people to install
Speed of installation	Very fast	Fast	Slow
Impact of construction on the environment	Without dust and wastewater	With dust and wastewater	With dust and wastewater
Construction tools	A wrench	Tools including a wrench and a portable cutting machine	Tools including a wrench and a portable cutting machine
Damage in construction	Small	Large damage	Huge damage

BACK-BOLT DRY HANGING SYSTEM

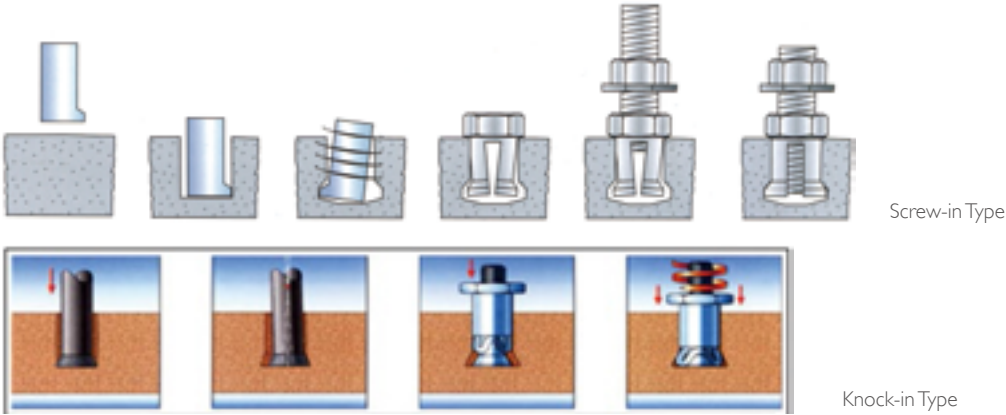
1.Advantages

Stable and higher bearing capacity; the common method of curtain wall installation.

2.Operating Principle

Drill a tapered hole which is big inside and small outside in the back of the ceramic tile with a dedicated drilling machine according to the designed sizes. Insert the back bolt into the tapered hole, install the screw.The bottom of the pliers-like back bolt will expand, and fit well with the tapered hole, forming a stress-free convex structure;the bracket is fixed to the tile through a non-slip nut, and then installed on the base surface.

Screw-in and knock-in are the common types of back-bolt dry hanging system.

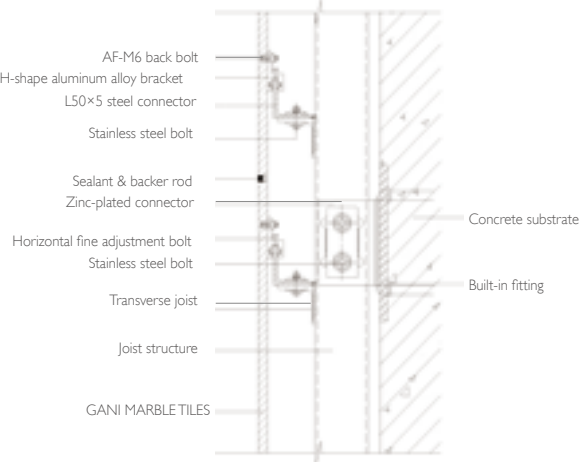


3.Accessories

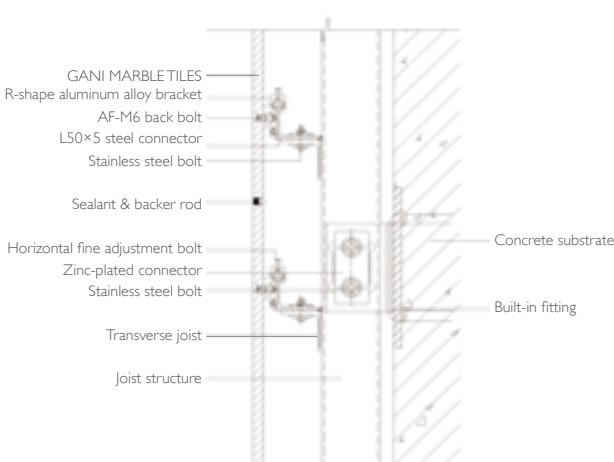
There are C-shape/F-shape/R-shape/H-shape Back-bolt Dry Hanging Systems.

Sample	Name	Type	Size	Amount for each piece of tile
	Back-bolt		M6X5 M6X7 M6X9	Four sets
	Aluminium alloy bracket	H-shape	width: 50	Four sets
		R-shape	width: 50	
		C-shape	width: 50	
			width: 50	
		F-shape	width: 50	
	Corner connector	L	50*50*5	Four sets

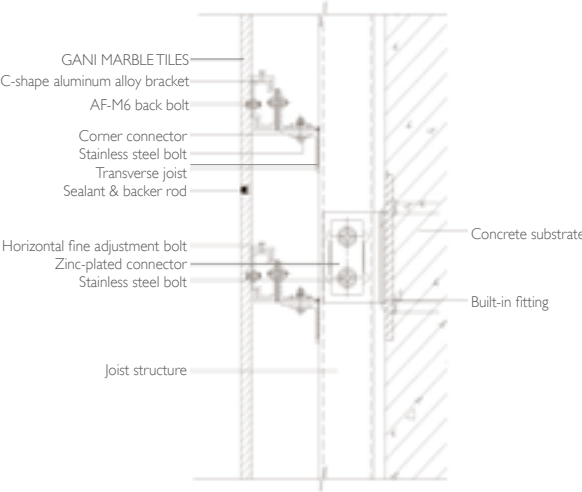
4.Details



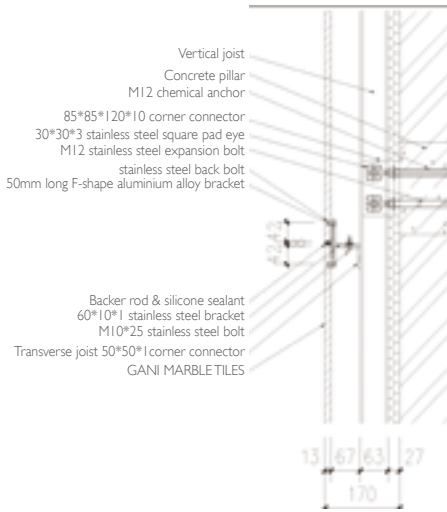
H - SHAPE BRACKET



R - SHAPE BRACKET



C - SHAPE BRACKET



F - SHAPE BRACKET

The above information only serves as a general guideline. Specific operations should be based on the actual situation of the project and discussed with architects, designers and construction unit.

BACK-GROOVE DRY HANGING SYSTEM

1.Advantages:

The highest bearing capacity,the safest,suitable for high-rise curtain wall installation

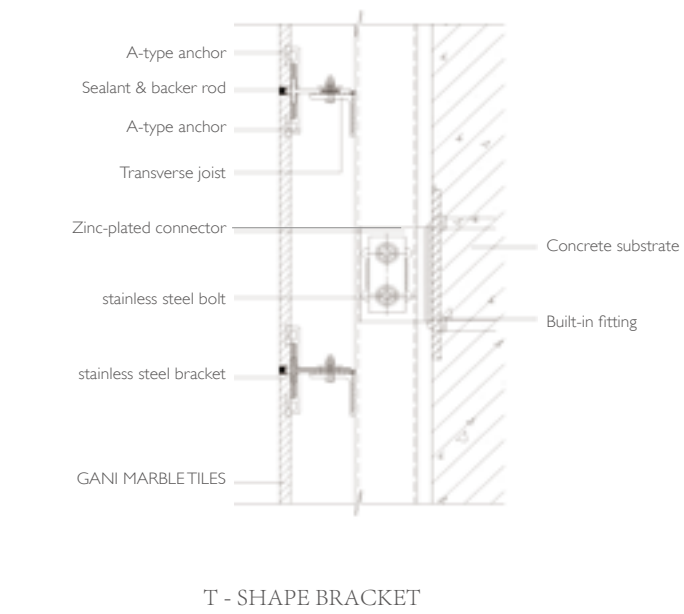
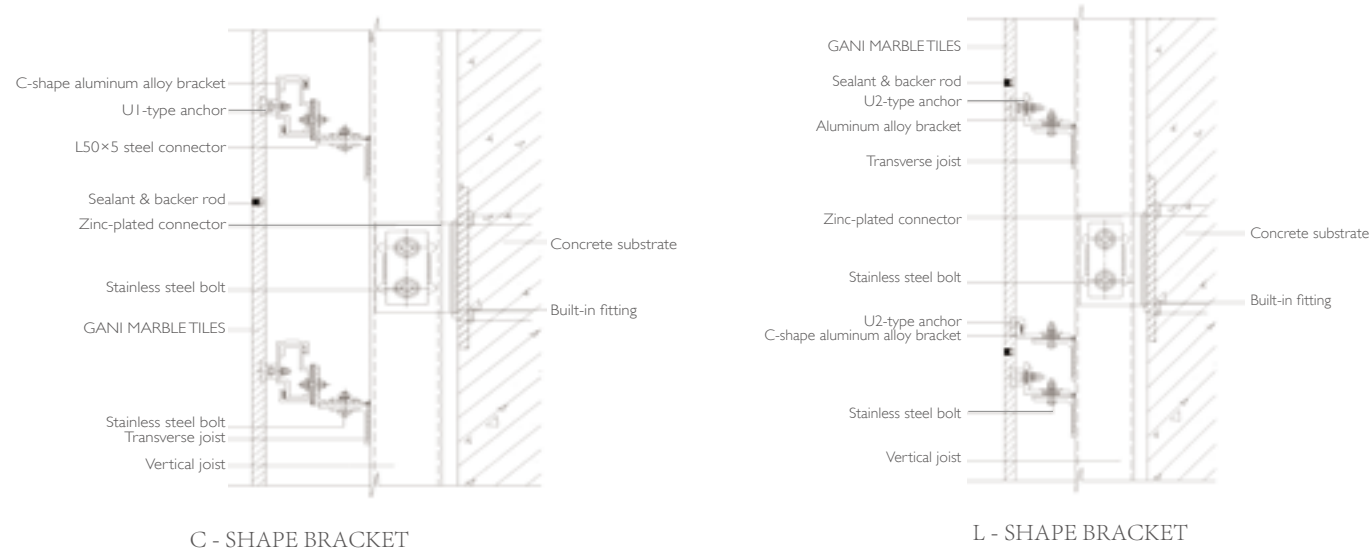
2.Operating principle

Create a dovetail groove in the back of the tile through dedicated back-groove processing equipment according to the designed size.A dedicated anchor component shall be fixed to the tile mechanically and with the structural adhesive and then installed on the base surface through a bracket

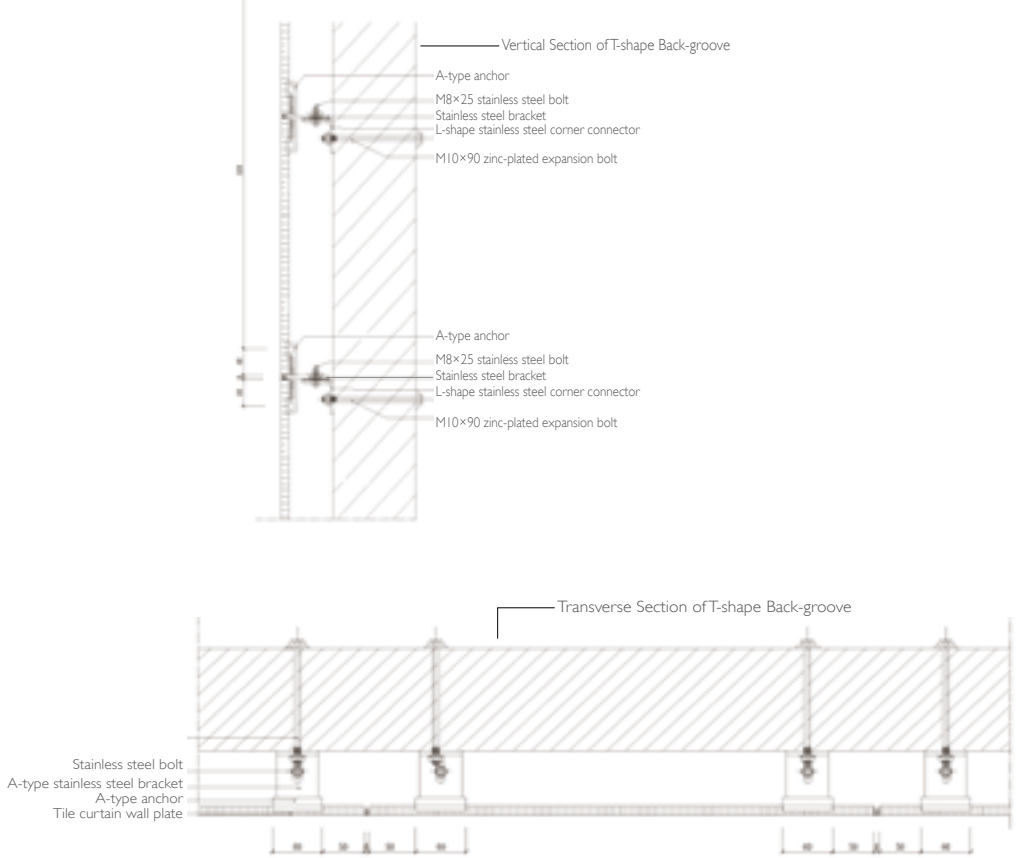
3.Accessories

There are C-shape/ L-shape/ T-shape back-groove dry hanging systems

Sample	Name	Type	Amount for each piece of tile
	U1-type anchor(fixed to the tile)	C-shape	4 sets
	U2-type anchor(fixed to the tile)	L-shape	2sets
	A-type anchor(fixed to the tile)	T-shape	4sets
	Aluminium alloy fastener	C-shape	4sets
	Aluminium alloy bolt	L-shape	sets
	Aluminium alloy connector		
	Stainless steel bracket	T-shape	sets



BACK-GROOVE DRY HANGING SYSTEM

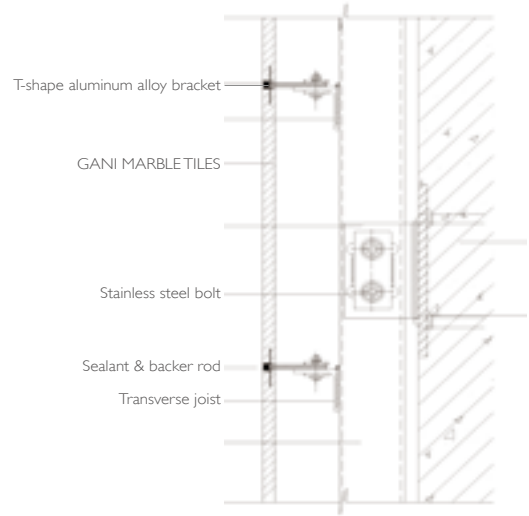


SIDE-GROOVE DRY HANGING SYSTEM

1. Advantages
The most economical installation method

2. Operating principle
A 10mm deep groove shall be cut into the sides of tiles with dedicated equipment; then connect to the joist through a fastening.

3. Details





The above information only serves as a general guideline. Specific operations should be based on the actual situation of the project and discussed with architects, designers and construction unit.























5S GANI VALUE

SIMILARITY PAVING

SEAMLESS JOIN PAVING

SINGLE SHAED

SOLUTION

SENSE OF ONENESS

SIMILARITY

Marble is natural stone, but it is running out.
Each Gani marble tile highly restores natural effect.

GANI 5S VALUE

SEAMLESS JOINT PAVING

Tiles gap is bad looking and need to maintain.
Seamless joint paving reduces the flaws.

GANI 5S VALUE

SENSE OF ONENESS

Layout of traditional pattern looks messy.
Connected vein makes the space look bigger.

GANI 5S VALUE

SINGLE SHADE


Color variation affects continuous supply.
Gani guarantees one shade on one batch.

GANI 5S VALUE

SOLUTION


Different customers have different choice.
Gani offers 9 colors, 6 sizes and 6 finishes.

GANI 5S VALUE




SIMILARITY

1 billion class pixel scanner for marble patterns and veins
Ink-jet+screen+roller multi-layer High Definition Overprint Tech Under veining technology




SEAMLESS JOIN PAVING

High flatness Size difference small



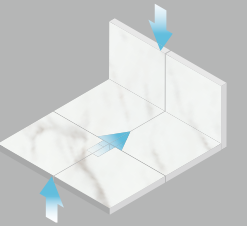
SINGLE SHAED

Stable raw materials and production system



SOLUTION

Biggest collection with 9 color series Full scale of size Wide variety of finishes



SENSE OF ONENESS

Algorithm Aided Design



TECHNOLOGY

SEAMLESS JOINT PAVING



GANI Seamless Joint Paving for Hight End Decoration

Flatness

0.05%

Water

0.02-0.03%

CTE

6.8-7.0x10⁻⁶

< 0.7mm

Normal Paving Effect

1-3mm
↓

Seamless Joint Paving

< 0.7mm
↓

Key words: Gap 0.5mm, natural stone effect, space aesthetics, exclusive by GANI

- Gap can be controlled within 0.5mm of seamless joint paving services, which can effectively implement the marble tile paving effect like natural stone, owning the sense of oneness, so that GANI obtains more advantages in showing products effect.
- From a tile to a space, GANI provides a perfect solution for space aesthetics.
- The ultimate experience of product, service and effect.

Why does GANI achieve seamless joint paving technology?

- A. GANI products are more flat, of which flatness and other dimensional deviation control within 0.5mm, 10 times stricter than the national standard, and double higher than the industry advanced enterprise standards;
- B. Lower water absorption rate of 0.02-0.03%, better than ordinary ceramic tile of 0.5% water absorption rate;
- C. Smaller thermal expansion coefficient of 6.8×10^{-6} to $7.0 \times 10^{-6} \text{ } ^\circ\text{C}^{-1}$, lower than that of metals, steels and other materials.
- D. GANI adopts seamless joint paving construction standard, is developed with Italy construction expert, Claudio, to ensure the safety and effectiveness of construction.

What is the advantages of GANI seamless joint paving technology?

Normal tile paving needs to reserve 1.5-3mm expansion joints, GANI seamless joint paving can be made within 0.5mm, which is much closer to the decorative effect of natural stone and board.

Will there be any bulging after seamless joint paving?

The probability of bulging by traditional seamless joint paving technology is higher later, with rate of more than 20% . GANI seamless joint paving technology, with the world’s leading construction standard of Claudio, Italy construction expert, is strictly in accordance with the standard from base surface to the bottom material of tile, achieving superior effect than European acceptance standards, of which less than 5% of floor bulging rate and 15% of wall bulging rate.

Will tile be bulging or deformation by heat-expansion and cold-contraction?

The impact of the tile deformation has three factors:

One is screed floor and semi-wetting mortar layer under tile; the second is the bonding layer; the third is the ceramic tile itself, while shrinkage of tile is the smallest because of high temperature forging, we do not have to worry about its deformation. Secondly, the shrinkage rate of the screed floor and semi-wetting mortar layer is low. Last but not least, the biggest contraction is the bonding layer, especially when traditional paving usually used with cement paste, like our common cement road surface which is easy to crack.

Therefore, most of the extrusion and arching are caused by cement paste, which is also the reason why Europe can not use cement for tiling.

There are two technologies for GANI to avoid problems caused by heat-expansion and cold-contraction:

- (1) The first is the bonding layer used with a proprietary binder instead of cement paste, which is the exclusive developed by GANI, Claudio and BQT company. Its shrinkage rate is 70% lower than cement paste ;
- (2) Reserve 1-2cm gap for expansion when floor paving so as to keep cooling space.

Remarks: the materials and adhesive is developed special for China market, for international use, should be applied accordingly to local practice and standard.





COMPANY & PRODUCTS

GANI HEADQUARTERS SHOWROOM

Ranging from full product collections, core and typical technologies, decorative solutions, mockups to technical surfaces of high aesthetic value, the GANI design and art oriented showroom provides an elegant, hospitable, relaxing and luxury atmosphere satisfying the needs of wholesalers, architects, agencies and designers, in line with the latest trends of various designs.



THE FIRST MARBLE TILES R&D CENTER

In 2018, GANI built the world's first "marble tile research center" with a building area of 12,000 square meters, supported by several advanced equipment purchased from foreign countries, providing better detection, analysis and test conditions for research and development, striving to build an industry-university-research base and innovation platform, and boosting the national manufacturing quality revolution

GANI Marble Gallery has over 500 kinds of valuable and rare marbles from around the world, up to 2000sqm, and provides rich materials and samples to study natural marble. Cooperate with South China University of Technology, Jingdezhen Ceramic University, Xianyang Ceramic Institute , and advantaged ceramic material &equipment manufacturers from Italy and Spain, which let us stay in the leading area of production technology innovation and study achievements



GANI MARBLE TILES PRODUCTION BASE

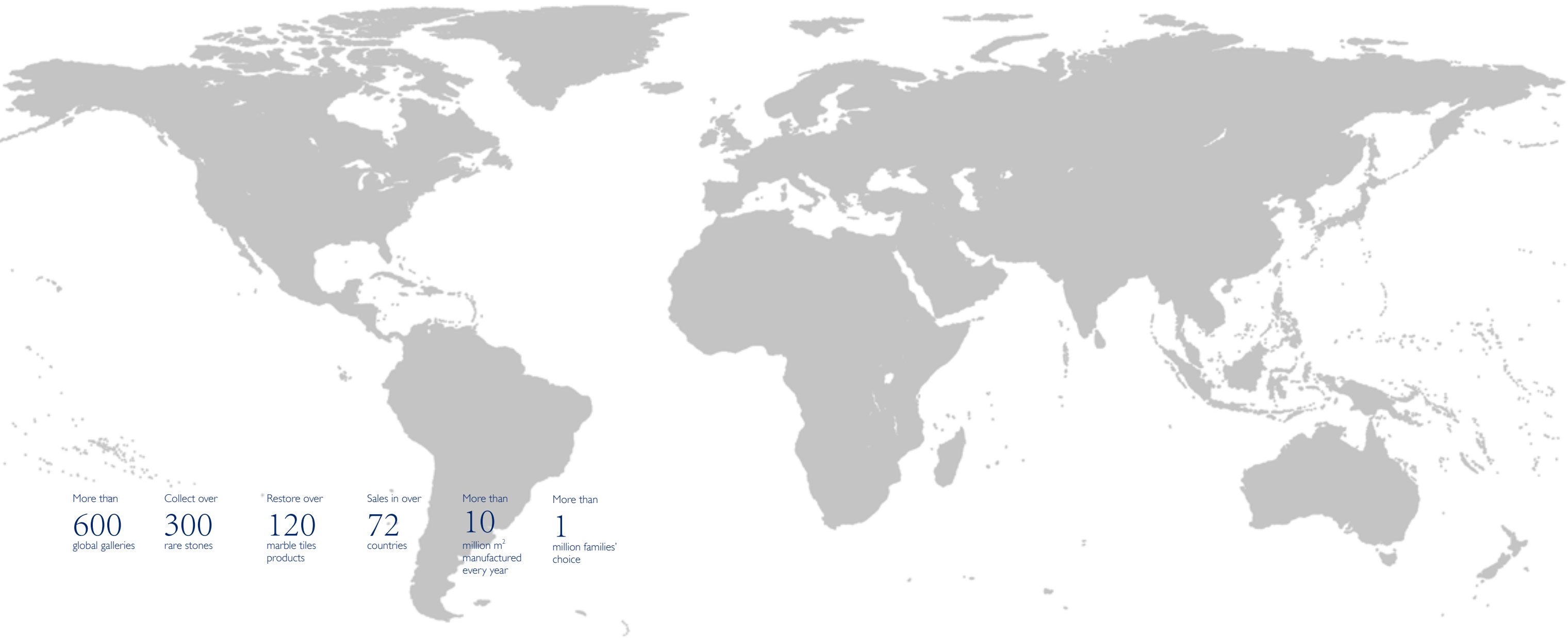
GANI PRODUCTION BASE IN GUANGDONG QINGYUAN

GANI production and R&D base, start from 2008, is located in Feilaixia town, Qingyuan city, Guangdong province, close to the famous scenic spots and tourist resorts “Feilaixia scenic spots”in Guangdong. GANI production and R&D base is the world's largest investment in specialized marble tile production base, of more than 100 million USD investment and over 430 thousand sqm. The base has 5 professional production lines, produce over 10 million sqm marble tiles every year. The base has about 1050 employees, of which technology and management accounted for about 20%.



GANI NEW PRODUCTION BASE IN GUANGXI WUZHOU

GANI Guangxi Industrial Park is located in Wuzhou Lingang Economic Zone, which is a key construction project of Guangxi Autonomous Region, and it is scheduled to start production in 2022. With a total investment of 2.5 billion RMB, the project will plan to build 9 international leading high-end marble tile production lines, create a digital and intelligent production system, and create a marble tile green engineering and intelligent manufacturing demonstration enterprise. After the project is fully completed, the capacity is expected to increase 23 million square meters.



GLOBAL SALES NETWORK

WHY NOT MARBLE

PHYSICAL PERFORMANCE



- Low hardness, poor wear-resistance
- Low breaking strength
- Low density, poor stain resistance

CHEMICAL PERFORMANCE



- Hard to control radiation
- Acid nonresistant

DEFECTS



- Common flaw
- Unstable color and pattern
- Obvious crack and defect

MAINTENANCE / STABILITY



- Fragile with great waste
- Unstable supply
- Hard to maintain
- High price with stock shortage

WHY GANI MARBLE TILES

01 **High Performance**

GANI's marble tiles opens up to new possibilities of applications which are highly resistant to stains, scratches, acids, alkalinity and are of 100% easy maintenance and clean with superior tile body and satisfied Italian Glaze.

02 **Supply Stability**

The application of marble can also worsen the fragility of our nature, and lead to supply shortage of natural stones. With creative technologies, we create the marble tiles as a solution to reproduce marble beauty, which contributes to supply stability and quality control.

03 **Meet the demands**

GANI built its path on consolidated investment in research and technological development with the mission to provide designers, architects and the most demanding customers with marble tiles solutions suitable for every destination of use, ensuring an aesthetic appeal that is in line with market needs and, at the same time, combine them with excellent technical performance.

04 **Cost effective with twice as much delivery time shortened**

Cost reduction can be significant when it comes to mass production and long term maintenance, at the same time, without devaluing your design idea and nature laying effects. High breaking strength of products achieves less wastage and better quality control during installation.

OUTSTANDING QUALITY OF GANI MARBLE TILES

Flatness

Flatness tolerance achieves ±0.1%
Integrated design system on technology and artistic reach world-class advanced standard. Strictly following ISO 9001, GANI quality assurance and control systems cover the whole product process, from raw material to formula, firing, polishing, inspection, packing and equipment.

Low Water Absorption

Applying porcelain technologies, GANI MARBLE TILES water absorption rates at ≤0.1%, which is a perfect alternative to nature marble concerning daily maintenance.

High Breaking Strength

The GANI MARBLE TILES large tonnage press forming and 1230 Celsius degrees firing can achieve breaking strength ≥2000N, and modulus of rupture average minimum ≥38MPa, which provides better solution on cost save and installation quality.

High Anti Slip Effect

The GANI concave-convex Anti-slip Micro Technology increases the dry static friction coefficient to 0.7 plus(static friction coefficient of swimming pool nonslip safety walk is 0.5 plus).

High Hardness

Mohs hardness scale up to 5.

High Wear-Resistance

Level 4 for heavy traffic.

Excellence in Stain Resistance/ acid and alkali resistance

Superior Tile Body
GANI MARBLE TILES apply tile body with high performance in heat resistance and deform resistance , whose water absorption ≤0.1%.

Satisfied Italian Glaze
The satisfied Italian glaze excels not only in marble revivification and effect, but also compactness.

1230 °C Process
1230 °C high-temperature transparent glaze with appropriate crystallization and replaced pore phase to achieve better abrasion resistance.



NATURE EFFECT

GANI develops hundreds of Marble Tiles with various patterns, veins, sizes and texture which can be transformed into many artistic works. Based on the customers' demands, we can deliver customized design and production services. GANI makes the marble's beauty be discovered, alive and sustainable while protecting our environment through its wisdom and innovation.

Ranges and Colors

- 71 regular marble tile designs with different surface types.
- 11 series including white, beige, grey, brown, red, blue, black, green, palissandro and big slabs, special.
- 4-12 patterns for broader application.

Vein

By adopting the high definition overprint Tech, the vein is exquisite and natural.

Nature Brightness


With the adoption of light perception control, we restore natural marble light degree.




























































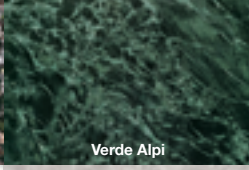

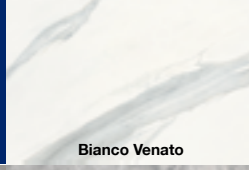














Touching Feeling

Adopting European top glaze and applying advanced polishing tech, the feeling of marble tiles highly resembles that of natural marble with its smooth details.

Texture

The core of GANI MARBLE TILES is the unique texture, weight, solidity, and depth by adopting special remixed production technology.



WHITE														
				GREY										
														
				BEIGE										
GOLD		BLACK					RED							
	BLUE								BROWN					
GREEN					900x2700mm									
														
GRANITE TILES														

PRODUCT COLLECTION

76 types

150 regular items

9 color systems

6 sizes of tiles

PRODUCT COLLECTION

76 types
150 regular items
9 color systems
6 surface effects
Wide range of customized accessories
Over 300 items in exclusive stone gallery



MOSAIC
300 x 300 mm
polished

STATUARIO CALACATTA
600 x 1200 mm
relief

PIETRA GREY
600 x 600 mm
matt(R11)

PIETRA GREY
600 x 600 mm
matt(R10)

PIETRA GREY - Staircases
600 x 1200 mm
natural

AMASYA BEIGE - Wall
600 x 900 mm
antique

BARDIGLIO
900 x 1800 mm
polished

PIETRA GREY
600 x 1200 mm
honed

PIETRA GREY
600 x 1200 mm
polished

ACCESSORIES
APPLICATION

- Mosaic
- Medallion
- Borders
- Hexagons
- Special Tiles
- Special Cuts



FULL SCALE OF SIZE



900X2700MM

NEW ARRIVALS, 8 PATTERNS

CONTINUOUSLY • UNINTERRUPTED • INFINITE





Physical properties Características técnicas Caratteristiche tecniche	Required standards (ISO) Valor establecido por las normas (ISO) Valori prescritti dalle norme (ISO)	Average value of production Valor medio de producción Valore medio di produzione	
Water absorption Absorción de agua Assorbimento d'acqua	≤ 0,5%	≤ 0,05%	
Sizes Dimensiones Dimensioni	Length and width / Longitudy anchure / Lunghezza e larghezza Thickness / Espesor / Spessore Linearity / Regitud de los lado / Rettilineita' spigoli Wedging / Ortogonalidad / Ortogonalita' Surface Flatness / Planitud / Planarita'	± 0,6% max ± 5% max ± 0,5% max ± 0,6% max ± 0,5% max	± 0,02% ± 1,5% ± 0,1% ± 0,1% ± 0,1%
Modulus of rupture Resistencia a la flexión Resistenza alla flessione	$\bar{X} \geq 35\text{N/mm}^2$ $X \geq 32\text{N/mm}^2$	$\bar{X} \geq 35\text{N/mm}^2$ $X \geq 32\text{N/mm}^2$	
Breaking strength Resistencia a la ruptura Resistenza alla rottura	Thickness / Spesor / Spessore ≥ 7,5 mm Value / Valor / Valore > 1300N	≥ 2000N	
Stain resistance Resistencia a las manchas Resistenza alle macchie	min Class 3	≥ Class 4	
Abrasion resistance Resistencia a la abrasión Resistenza all'abrasione	Report / informe / Rapporto	≥ Class 4, 2100 cycles	
Chemical resistance Resistencia a la agresión química Resistenza all'attacco chimico	Report / informe / Rapporto	≥ Class GA	
Frost resistance Resistencia a la helada Resistenza al gelo	No sample must shall alteration to surface / Ninguna muestra debe presentar roturas o alteraciones apreciables de la superficie / Nessun campione deve presentare rotture o alterazioni della superficie	Frost proof / Non gelifs / Non gelivi	
Skid resistance average coefficient of fricion Antideslizante Coeficiente de fricción media Scivolosità Coeficiente di attrito medio 0,7	Individual / Individual / Individuale min 0,50	E ≥ 0,7 (Dry method / Método seco / Metodo asciutto)	
Internal radation Radiación interna Radiazione interna	Ira ≤ 1,0	Ira ≤ 0,9	
External radation Radiación exterior Radiazione esterna	Ir ≤ 1,3	Ir ≤ 1,2	