



# Guangzhou Shuiguang Fountain Equipment Co.,Ltd

www.rainbowsfountain.com +86 13533558649








Photo	Name	Size	Work Pressure ( kpa )	Flow ( M <sup>3</sup> /h )	Spray Height ( m )	Water Span ( m )	Weight ( g )	Unit Price		Material	Effect
	Adjustable nozzle	M10	50-100	0.1-0.5	1-3	Straight	40	11		SS#304	
		1/2"	50-150	0.3-1.5	1-4	Straight	90	21			
		3/4"	50-150	1-3	1-5	Straight	145	27			
		1"	50-150	2-4	3-6	Straight	180	36			
		1-1/2"	50-150	3-6	3-7	Straight	535	91			
		2"	50-200	5-8	3-8	Straight	750	137			
		2-1/2"	50-200	6-10	4-9	Straight	2180	456			
		3"	50-250	8-12	5-12	Straight	2930	798			
4"	50-300	10-16	6-20	Straight	12900	3648					
	Mushroom nozzle	1"	30-50	2	3	6.0	435	64		SS#304	
		1-1/2"	40-50	3	4	1.0	605	87			
		2"	40-70	4	5	1.2	955	125			
	Morning glory nozzle	1"	5-8	3	0.25	0.6	365	64		SS#304	
		1-1/2"	6-10	4	0.4	1.0	520	87			
		2"	6-10	7	0.5	1.5	840	125			
	Ice tower nozzle	3/4"	40-200	2-4	1-4	0.2	245	57		SS#304	
		1"	40-200	6-10	1-6	0.3	470	91			
		1-1/2"	50-330	8-20	1-8	0.6	875	171			
		2"	50-400	12-25	1-10	1.0	1285	217			
		3"	50-450	21-50	1-12	1.5	4155	912			













Photo	Name	Size	Work Pressure ( kpa )	Flow ( M <sup>3</sup> /h )	Spray Height ( m )	Water Span ( m )	Weight ( g )	Unit Price		Material	Effect
	Fixed Ice tower nozzle	1/2"	40-200	2-4	1-4	0.2	147	39		SS#304	
		3/4"	40-200	2-4	1-4	0.2	147	39			
		1"	40-200	6-10	1-6	0.3	400	68			
		1-1/2"	50-330	8-20	1-8	0.6	880	137			
		2"	50-400	12-25	1-10	1.0	1260	205			
	Foam nozzle	1"	50-100	3.5-8	0.3-0.5	0.2-0.4	300	64		SS#304	
		1-1/2"	50-100	10-18	0.4-0.8	0.3-0.5	400	87			
		2"	60-150	17-25	0.4-0.8	0.3-0.6	585	125			
	Foam nozzle with pipe	3/4"	50-100	2-5	0.2-0.4	0.1-0.3	170	50		SS#304	
		1"	50-100	3.5-8	0.3-0.5	0.2-0.4	235	57			
		1-1/2"	50-100	10-18	0.4-0.8	0.3-0.5	435	91			
		2"	60-150	17-25	0.4-0.8	0.3-0.6	780	137			
	Cup shape foam nozzle	1"	50-100	3.5-8	0.3-0.5	0.2-0.4	265	46		SS#304	
		1-1/2"	50-100	10-18	0.4-0.8	0.3-0.6	420	68			
	Firework nozzle	1"	40-100	7-10	2-3.5	2-3	505	87		SS#304	
		1-1/2"	50-100	9-13	2-4	2.5-4	530	109			
	Vertical nozzle	1-1/2"	50-100	25-35	5-10	1-1.5	365		SS#304		
		2"	100-150	30-40	8-10	1-1.5	1630				388
		2-1/2"	100-150	40-50	8-12	1.5-3.5	2980				570
		3"	150-200	50-60	12-15	2-4	1026				






Photo	Name	Size	Work Pressure ( kpa )	Flow ( M³/h )	Spray Height ( m )	Water Span ( m )	Weight ( g )	Unit Price		Material	Effect
	Water Fog/mist nozzle	1/2" 3/4" 1"	70-250 100-300 100-400	0.8-1.8 1.0-2.3 1.2-3.0	1.0-2.3 1.0-2.8 1.0-3.2	fog fog fog	65 115 170	21 32 41		SS#304	
	Rotation nozzle	1" 1-1/2" 2"	75 100 150	3.5 10 18	3 4 6	1.0-1.5 1.5-2.5 1.5-4.0	730 965 1410	182 194 296		SS#304	
	windmill nozzle	1" 1-1/2" 2"	75 100 150	3.5 10 18	3 4 6	1.0-1.5 1.5-2.5 1.5-4.0	1000 1253 1690	228 251 365		SS#304	
	Jade column nozzle-A	1" 1-1/2" 2"	50-100 50-150 50-150	3-5 5-10 6-13	0.5-3 1.5-5 2-10	0.3-0.8 0.5-1.0 0.5-1.0	325 845 970	87 171 194		SS#304	
	Tube Jade column nozzle	1" 1-1/2"	50-200 50-200	6-12 10-15	1.5-5.5 2-7	0.5-0.8 0.6-1.0	285 505	68 103		SS#304	
	Adjustable fan shape nozzle	3/4" 1" 1-1/2"	30-50 30-80 30-80	2-3 4-8 10-15	0.2-0.6 0.3-0.8 0.6-1.0	0.4-0.8 0.6-1.2 0.8-1.5	175 395 620	41 114 182		SS#304	











Photo	Name	Size	Work Pressure ( kpa )	Flow ( M³/h )	Spray Height ( m )	Water Span ( m )	Weight ( g )	Unit Price		Material	Effect
	Phoneix tail nozzle	3/4" 1" 1-1/2"	50-70 50-80 50-15	2-4 5-8 7-10	2-3 2-3 2-3	ray ray ray	450 830 1200	182 228 319		SS#304	
	Crystal ball nozzle	1" 1-1/2" 2" 3"	60-100 80-100 80-100 80-100	8 10 13 30	0.4 0.5 0.7 1.0	0.6 0.8 1.0 1.8	4500 13800 13800 31000	912 1368 2850 55860	31pipes 41pipes 65pipes 105pipes	SS#304	
	Adjustable 3layers flower nozzle	1" 1-1/2"	20 50	12 18	2.3 2.5	2.3 2.5	1575 1585	410 456		SS#304	
	One Dimensional nozzle	2"	150-380	5.54-24.71	5-18		18			SS#304	
	One Dimensional nozzle	2"	150-380	5.54-24.71	5-18		32			SS#304	












Photo	Name	Size	Work Pressure ( kpa )	Flow ( M³/h )	Spray Height ( m )	Water Span ( m )	Weight ( g )	Unit Price	Material	Effect
	Air explosion	270mm	8-10	216	20-60		55		SS#304	
	Peacock explosion	270mm	8-10	216	20-60		55		SS#304	
	Changeable nozzle	1½'	50-100	25-40	3-8		7		SS#304	
	Fire fountain		200W	Natural gas usage 24 L/MIN	1-3		20		SS#304	
	Fire water fountain		2-9W	Natural gas usage 24 L/MIN	4-8		20		SS#304	
	Water bomb nozzle	12"	8-9	180	20-60		55		SS#304	



Photo	Name	Size	Work Pressure ( kpa )	Flow ( M <sup>3</sup> /h )	Spray Height ( m )	Water Span ( m )	Weight ( g )	Unit Price		Material	Effect
	Water screen nozzle	4"	10-11	200-220	12	15-20	10			SS#304	
		5"	18-20	280-300	17	20-40	12				
	Laminar fountain nozzle	1"	30-50	2-5	2	2	13			SS#304	
		1½'	50-100	2-5	2.8	5.5	22				
	Jumping fountain nozzle	1"	30-50	2-5	2	2	13			SS#304	
		1½'	50-100	2-5	2.8	5.5	22				
	Cold fog nozzle	10mm	20-80	4.8	0.8-1.0		0.02			SS#304	
	Fan shape petals	1"	240-640	56-96	0.2-0.3		64			SS#304	