

**KBT****430-450MHz 11dBi Yagi Antenna****TDJ-450Z8B****Applications / Features**

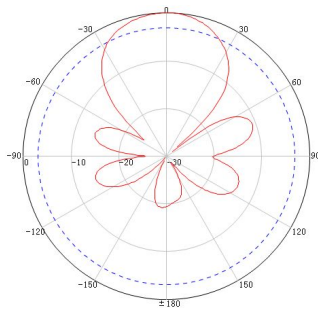
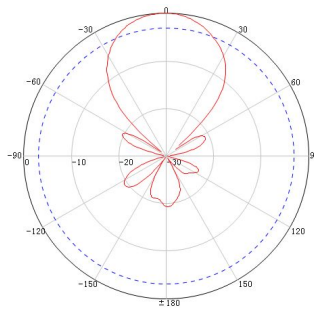
- 450MHz Band , Digital TV , RFID System, Repeater Antenna.

Electrical specifications

Frequency range (MHz)	430-450
Polarization	Vertical
Gain (dBi)	11
Electrical Downtilt (°)	50±5
Half-power beam width (°)	55±5
Front-to-back ratio (dB)	≥15
Impedance (Ω)	50
VSWR	≤1.5@430-440, ≤1.3@440-450
Maximum power (W)	100
Lighting protection	DC Grounded

Mechanical specifications

Connector	N Female or Customized
Connector position	Bottom-end of the cable
Height/width/depth (mm)	357* (1100±3)
Packing size (mm)	1160*140*490
Weight (kg)	1.05
Radome material	/
Operating temperature (°C)	-40 to +70
Relative Humidity(%)	5%~95%
Ingress Protection	IP65
Rated wind velocity (m/s)	60
Mounting	Mast Pole , Pole Diameter@Φ38mm~Φ115mm
Cable Length and Insertion loss	loss≤0.15dB @ 0.5m(or Customization)

H Plane**E Plane**



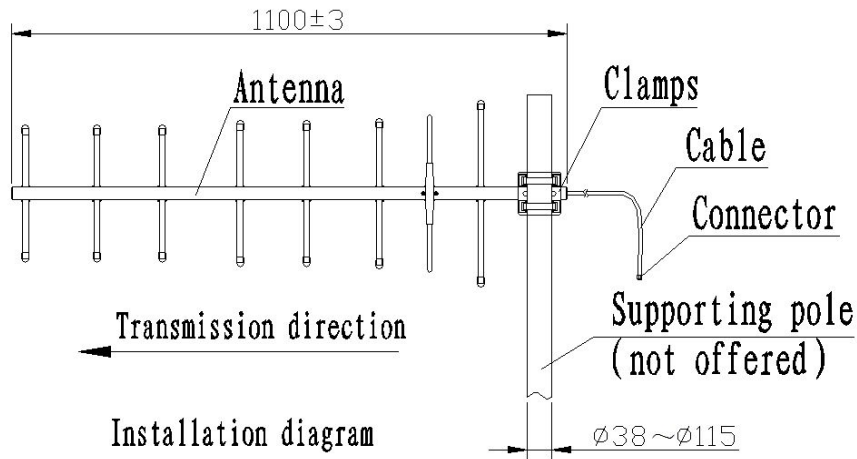
KBT

430-450MHz 11dBi Yagi Antenna

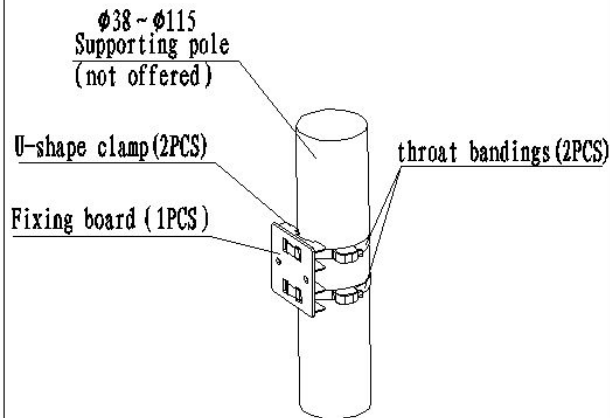
Product Pictures



Installation Sketch



Step 1: Use 2 throat bandings to fix the U-shape clamps and the fixing board onto the supporting pole as the below graphic.



Step 2: Fix the antenna onto the supporting pole by using the M6*40 bolts, washers, spring washers and the M6 nuts as the below graphic.

