


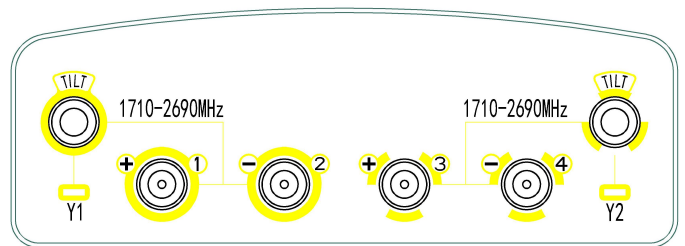


**XXPol 1710~2690MHz×2 65/65° 18/18dBi 0-10°/0-10°Tilt**

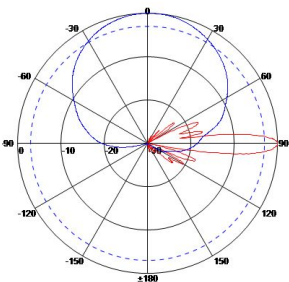
| Electrical specifications                                    | KBT65DP1818-1727CE            |                               |                               |
|--|-------------------------------|-------------------------------|-------------------------------|
| Frequency range (MHz)  | 1710~2200                     | 2200~2490                     | 2490~2690                     |
| Polarization   | ±45°                          |                               |                               |
| Gain (dBi)   | 16.8                          | 17.3                          | 17.1                          |
| Electrical Downtilt (°)                                      | 0~10                          |                               |                               |
| Half-power beam width (°)                                    | Horizontal:68<br>Vertical:7.5 | Horizontal:65<br>Vertical:6.9 | Horizontal:64<br>Vertical:6.2 |
| Sidelobe suppression for first sidelobe above main beam (dB) | 0°...5°...10°<br>15...15...14 |                               |                               |
| Front-to-back ratio (dB)                                     | ≥25                           |                               |                               |
| Cross-polar discrimination (dB)                              | ≥15(±60°≥8)                   |                               |                               |
| Isolation (dB)   | ≥28                           |                               |                               |
| Impedance (Ω)  | 50                            |                               |                               |
| VSWR   | ≤1.5                          |                               |                               |
| Intermodulation IM3 (2×43dBm carrier)                        | ≤-150dBc                      |                               |                               |
| Maximum power (W)  | 250                           |                               |                               |
| Lighting protection  | DC Ground                     |                               |                               |



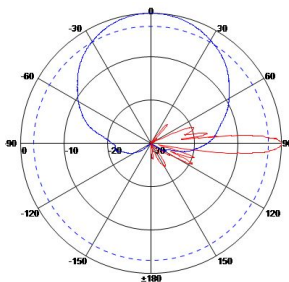
| Mechanical specifications      |                           |
|--------------------------------|---------------------------|
| Connector                      | 4×7/16DIN Female          |
| Connector position             | Bottom                    |
| Height/width/depth (mm)        | 1345×320×110              |
| Packing size (mm)              | 1600×400×220              |
| Weight (kg)                    | 17                        |
| Radome material                | UPVC                      |
| Radome color                   | Gray                      |
| Mechanical tilt (°)            | 0~15                      |
| Operating temperature (°C)     | -40~60                    |
| Rated wind velocity (m/s)      | 60                        |
| Suitable pole diameter (mm)    | 50~115                    |
| Mounting kit                   | JM-900DZA                 |
| Electrical downtilt adjustment | Manual or by optional RCU |



1710~2200MHz: ±45° Pol.



2200~2490MHz: ±45° Pol.



2490~2690MHz: ±45° Pol.

