



Kenbotong Technology Co., Ltd.

6-Port Manual or by optional Replaceable RCU Antenna
XXXPOL 880-960MHz/1710-2170MHz*2 65° /65° 17dBi/18dBi 0-10°

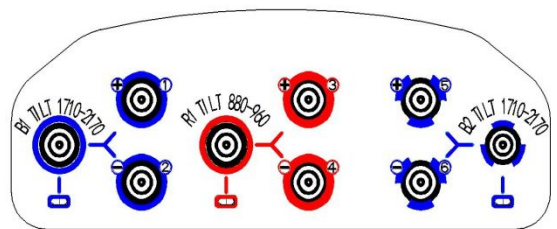
Electrical specifications

Model	KBT65DP171818-0820AE-L			
Freq. range(MHz)	880-960	1710-1880	1850-1990	1920-2170
Polarization	±45°			
Gain(dBi)	16.5	16.8	17.3	17.2
Electrical downtilt(°)	0-10		0-10	
HBW(°)	65	68	65	62
VBW(°)	9.5	8	7.5	7
First upper side lobe suppression(dB)	15			
Front to back ratio(dB)	≥25			
Cross polar discrimination(dB)	≥15 (±60° ≥8)			
Isolation(dB)	≥28			
Impedance(Ω)	50			
VSWR	≤1.5			
Intermodulation IM3(dBc)	≤-150(2*43dBm)			
Maximum power(W)	300		250	
Ground	DC Grounding			



Mechanical specifications

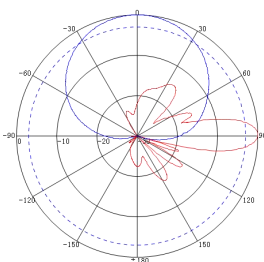
Connector	6*7/16DIN Female
Connector position	Bottom
Antenna size(mm)	1560*385*138
Packing size(mm)	1780*450*250
Weight(Kg)	16.5
Bracket Weight(Kg)	4
Radome material and color	UPVC/Gray
Mechanical tilt(°)	0-12
Operating temperature(°C)	-40-60
Rated wind velocity(m/s)	60
Suitable pole diameter(mm)	Φ 50- Φ 115
Mounting kit	JM-900DZA
Electricaldowntiltadjustmen	Manual or by optional Replaceable RCU
RCU model	KRCU20C



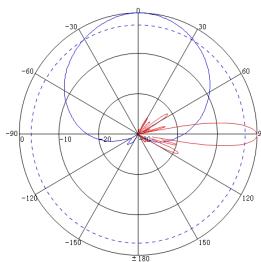
Note:The height includes the caps,the width and thickness do not contain the caps.

Typical pattern

880-960MHz



1710-2170MHz



Kenbotong reserves the right to change specifications without prior notice. 3023707

No.2 ChanxiuRoad,Foshan,Guangdong,China. 528061 Tel:+86-757-82219788, 82126632
 Fax: +86-757-82212072 Email: kbt@kenbotong.com Web: http://www.kenbotong.com