




Kenbotong Technology Co., Ltd.

4-Port Manual or by optional Replaceable RCU Antenna

XXPOL 880-960MHz/1710-2170MHz 65° /65° 15dBi/18dBi 0-14° /0-10°

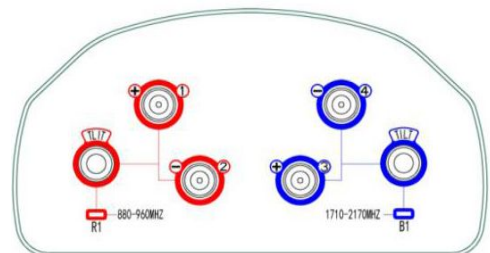
Electrical specifications

Model	KBT65DP1518-0820AE-L			
Freq. range(MHz)	880-960	1710-1880	1850-1990	1920-2170
Polarization	±45°			
Gain(dBi)	14.2	16.5	16.7	17
Electrical downtilt(°)	0-14		0-10	
HBW(°)	65	65	63	61
VBW(°)	17	8	7.5	7
First upper side lobe suppression(dB)	15			
Front to back ratio(dB)	≥25			
Cross polar discrimination(dB)	≥15 (±60° ≥8)			
Isolation(dB)	≥28			
Impedance(Ω)	50			
VSWR	≤1.5			
Intermodulation IM3(dBc)	≤-150(2*43dBm)			
Maximum power(W)	300		250	
Ground	DC Grounding			



Mechanical specifications

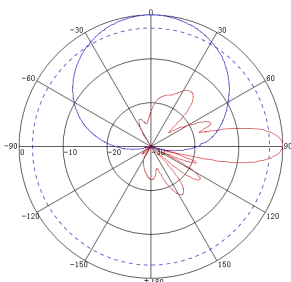
Connector	4*7/16DIN Female
Connector position	Bottom
Antenna size(mm)	1260*270*137
Packing size(mm)	1500*350*220
Weight(Kg)	9
Bracket Weight(Kg)	4
Radome material and color	UPVC/Gray
Mechanical tilt(°)	0-15
Operating temperature(°C)	-40-60
Rated wind velocity(m/s)	60
Suitable pole diameter(mm)	Φ 50- Φ 115
Mounting kit	JM-900DZA
Electricaldowntiltadjustmen	Manual or by optional Replaceable RCU
RCU model	KRCU20C



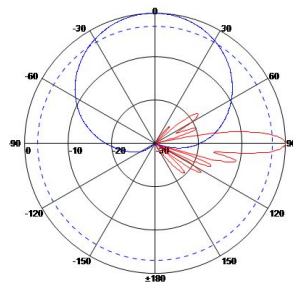
Note:The height includes the caps,the width and thickness do not contain the caps.

Typical pattern

880-960MHz



1710-2170MHz



Kenbotong reserves the right to change specifications without prior notice.

3023691

No.2 ChanxiuRoad,Foshan,Guangdong,China. 528061 Tel:+86-757-82219788, 82126632

Fax: +86-757-82212072 Email: kbt@kenbotong.com Web: <http://www.kenbotong.com>