



TEALTH — to be the Most Competitive products
In your local market!

Tealth Foshan Medical Equipment Co.,Ltd

Address:The 2nd Floor, No.4, Qiling Road, Lutang Industrial Zone, Luocun, ShishanTown,
Nanhai District, Foshan City, Guangdong Province, 528226, P. R. China

Tel:0086-757-86436722

Fax:0086-757-86436987

Email:info@tealthandpiece.com

website:www.tealthandpiece.com


Date:2024-12-01

REV.A/1

Catalogue pictures and parameters for reference only, we reserve the right to
make any improvements on products design without advance notice.



Instagram Official Account



Facebook Official Account

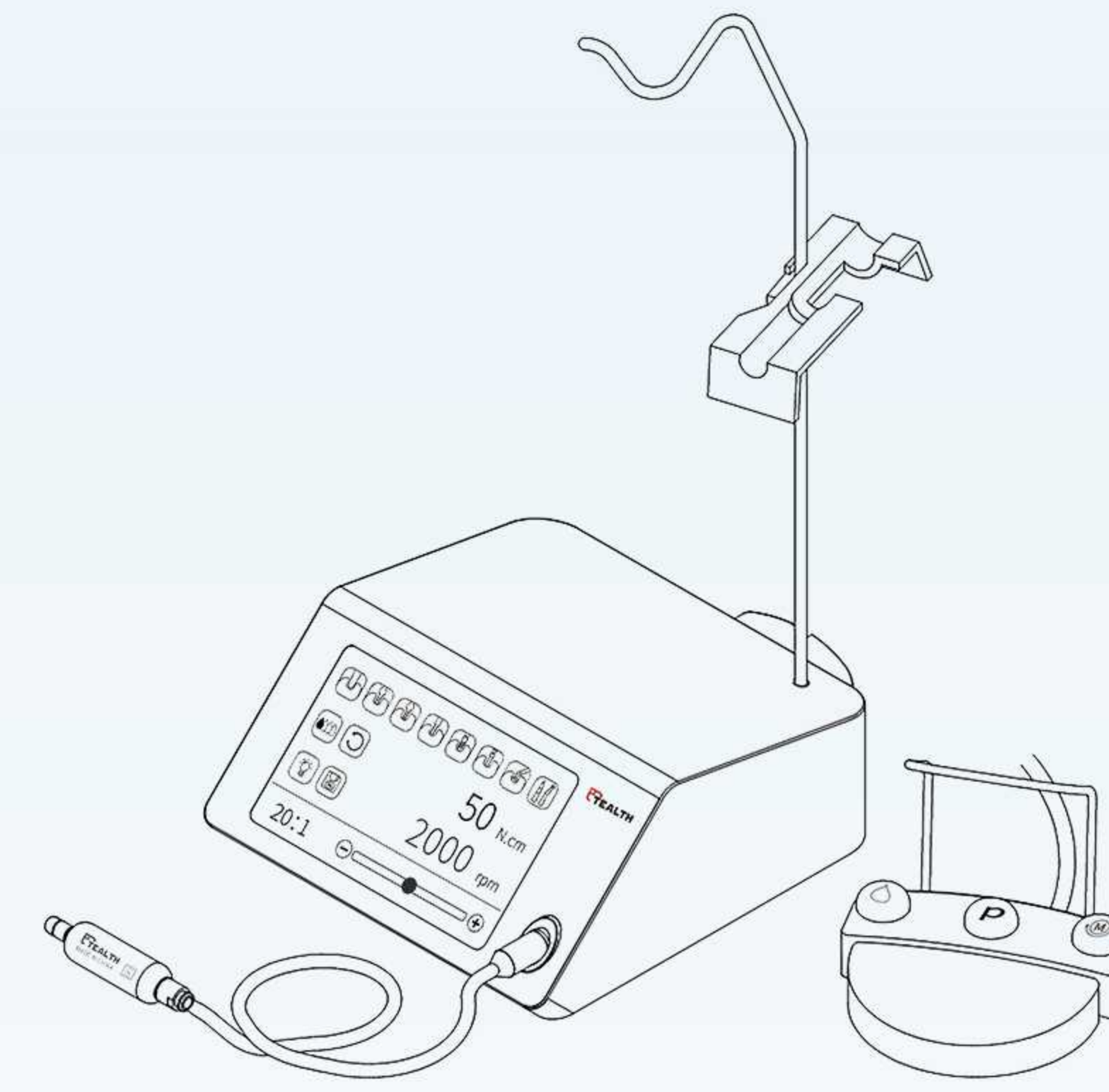
CE 1639 ISO 13485

TEALTH

2023

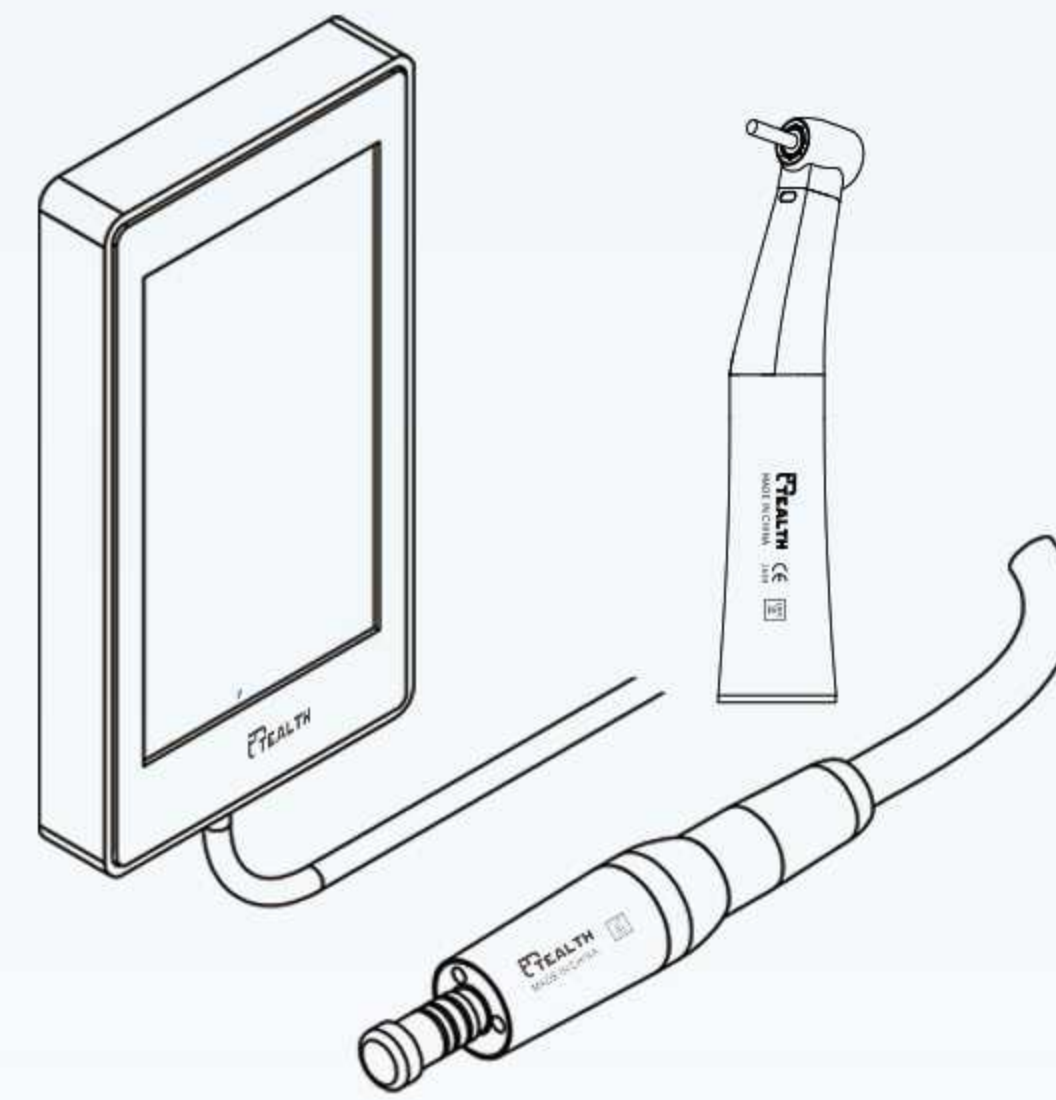
Implant Machine

*New
chapter*



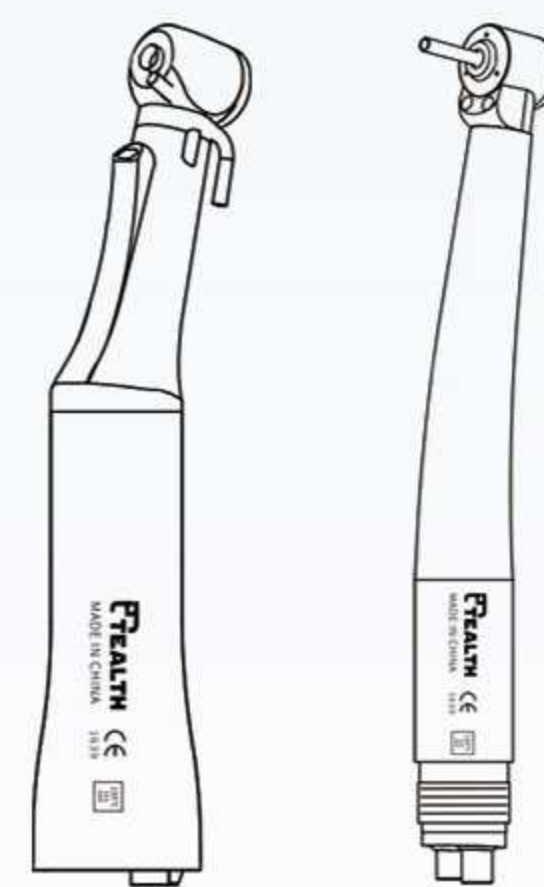
2018

Built-in brushless motor



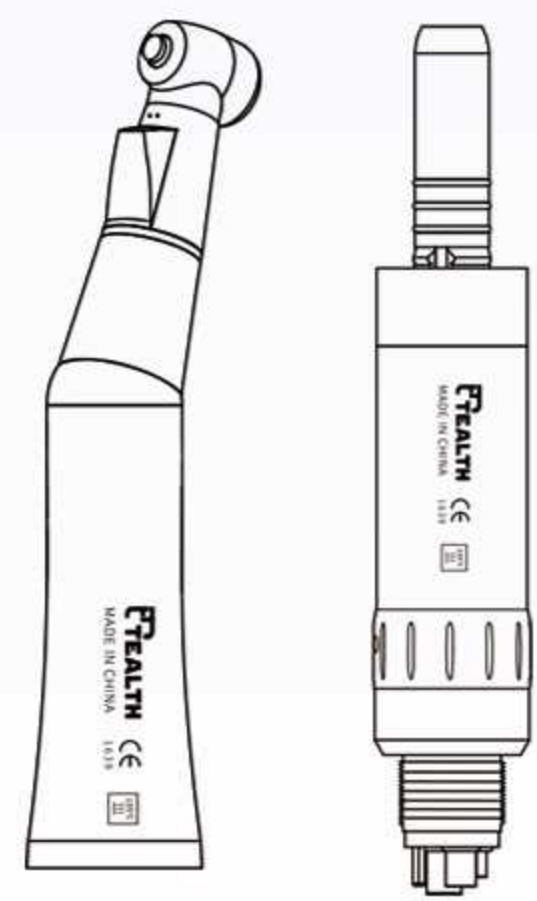
2014

Surgical contra angle
LED mini turbine



2013

Internal irrigation low speed
dental handpiece



Production department

More than 50 sets of CNC machines imported from Japan, Germany and Switzerland are invested to achieve and ensure the precision and high quality items. The dimensional accuracy of the parts can reach to 5-3um.



Quality control

Quality testing permeates every aspect of production, from material testing to semi-finished products to finished products with a variety of testing instruments and processes.



Sound & Spray Testing Room

The performance of each handpiece must be strictly controlled before dispatch, such as: chuck power, noise, air or water supply, water atomization, cutting force and rotation speed.



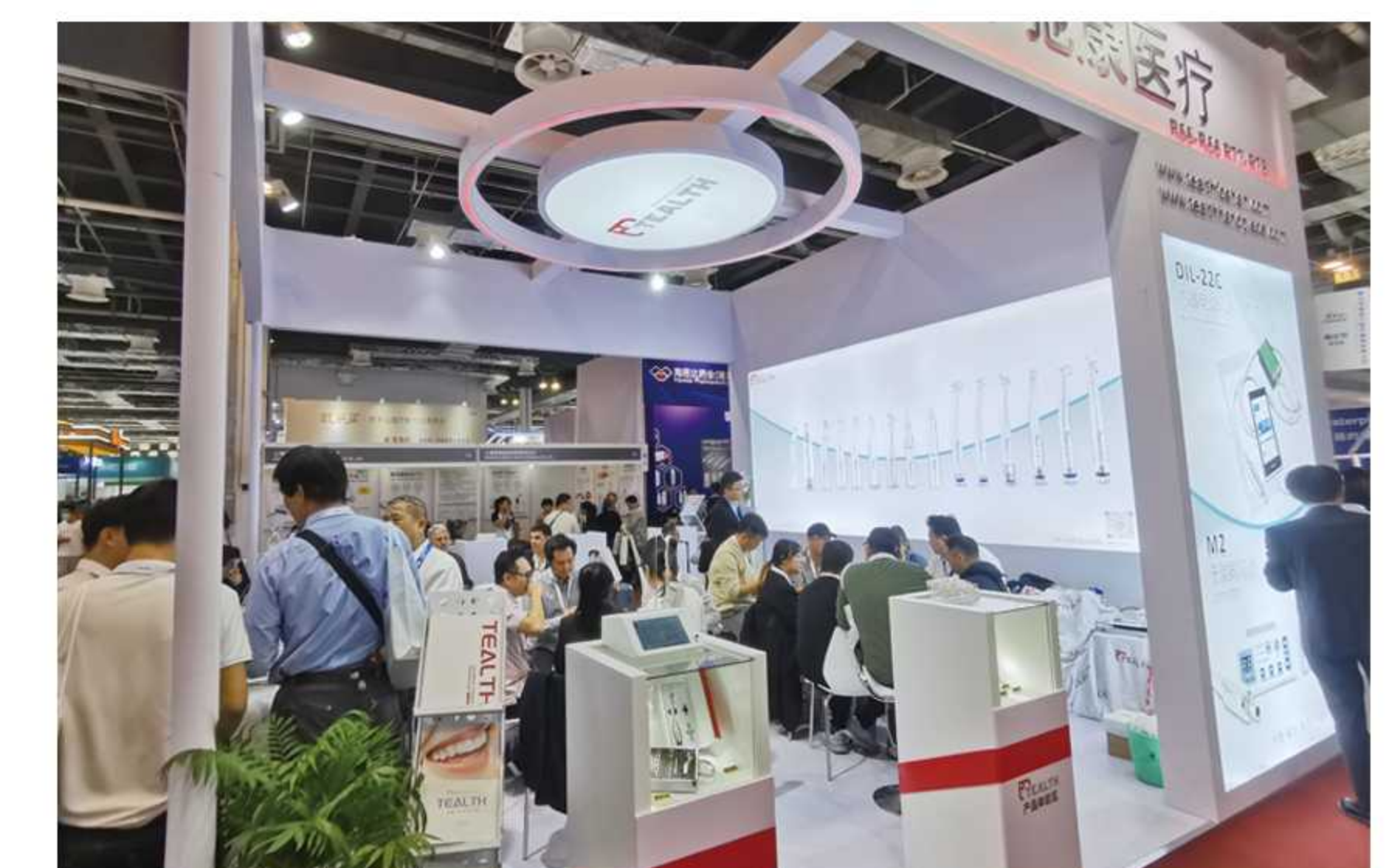
Assembly workshop



Company



Exhibition&Distributor



Company profile

Tealth Foshan Medical Equipment Co.,Ltd is the most competitive professional dental handpiece manufacturer in China,established in 2012,with more than 12 years experience and more than 12 R&D engineers.We have a full range of product lines from High & low speed handpieces to electric motor and Implant motor.Got CFDA, CE, ISO13485,MDR certifications and 26 technology patents with proprietary intellectual property rights used in our dental handpieces.

From bearings to finished products,every step has strict production and inspection processes to achieve excellent products & reputation.At Tealth,we are committed to providing efficient,safe and comfortable dental handpieces with friendly customer service and professional products support.

Company certificates



CE1639



ISO13485



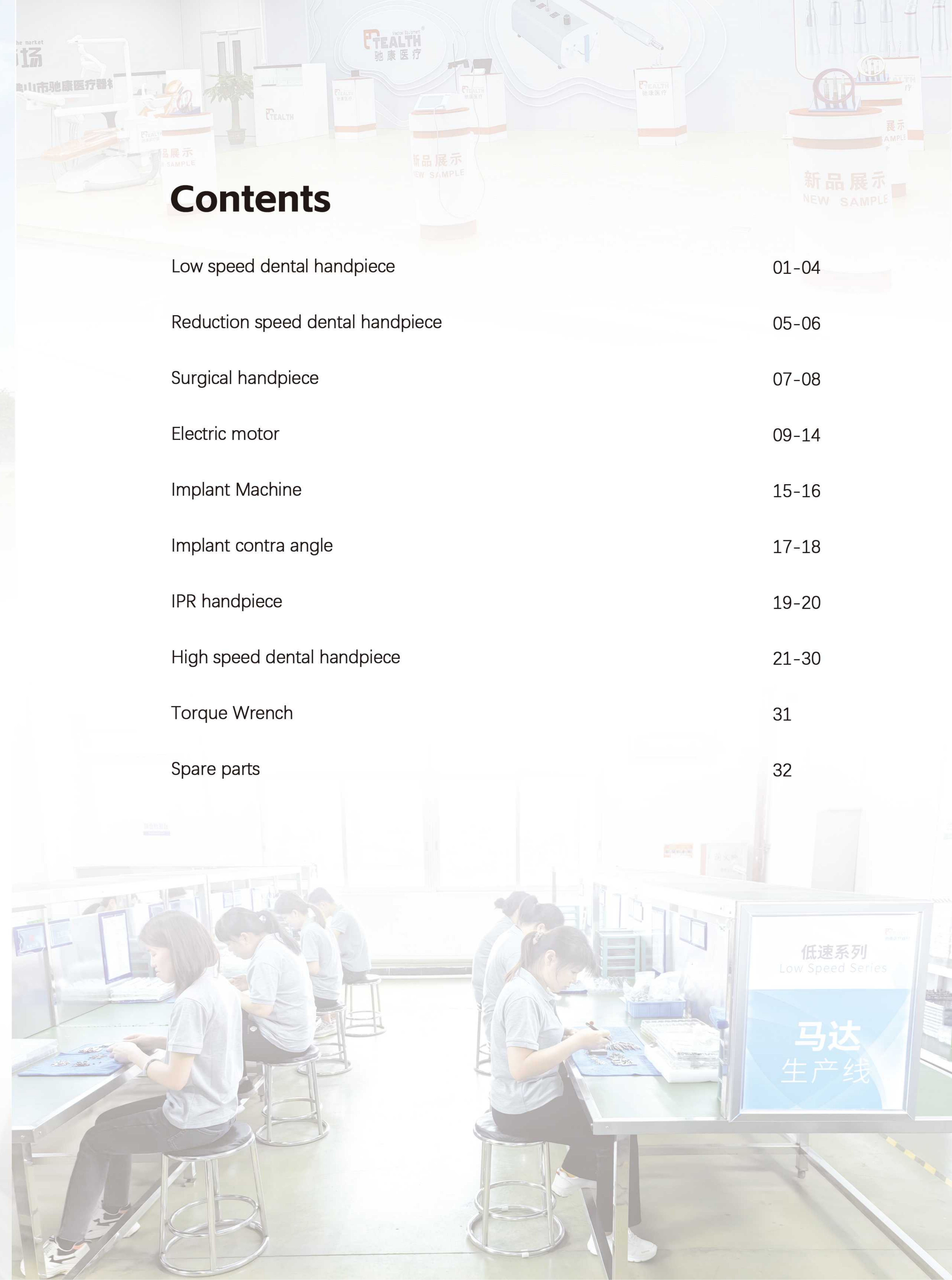
FSC



FSC

Contents

Low speed dental handpiece	01-04
Reduction speed dental handpiece	05-06
Surgical handpiece	07-08
Electric motor	09-14
Implant Machine	15-16
Implant contra angle	17-18
IPR handpiece	19-20
High speed dental handpiece	21-30
Torque Wrench	31
Spare parts	32



Internal irrigation low speed dental handpiece

S-01

1:1Light kit

💡 CE:1020L-M4



Order code	S-01	S-10	S-13
CE	1020L-M4	1020-M4	1020L-M4
Light	LED	/	Fiber optic
Speed ratio	1:1	1:1	1:1
Water spray	Internal irrigation	Internal irrigation	Internal irrigation
Connection	E-type	E-type	E-type
Rotation speed	18,000-20,000rpm	18,000-20,000rpm	18,000-20,000rpm
Noise	≤70dB	≤70dB	≤70dB
Chuck type	Push button	Push button	Push button
Applicable bur	Φ1.60mm/Φ2.35mm	Φ1.60mm/Φ2.35mm	Φ1.60mm/Φ2.35mm
N.W	290g	270g	295g

Order code	R01F-01C	CIL-02C	CIN-01C
CE	1020L-M4	1020L-M4	1020-M4
Light	Fiber optic	LED	/
Speed ratio	1:1	1:1	1:1
Water spray	Internal irrigation	Internal irrigation	Internal irrigation
Connection	E-type	E-type	E-type
Max Rotation speed	40,000rpm	40,000rpm	40,000rpm
Noise	≤70dB	≤70dB	≤70dB
Chuck type	Push button	Push button	Push button
Applicable bur	Φ1.60mm/Φ2.35mm	Φ1.60mm/Φ2.35mm	Φ1.60mm/Φ2.35mm
N.W	80g	82g	65g

Order code	MIF-01C	BIN-01C/MIN-01C
CE	1020L-M4	1020-M4
Light	Fiber optic	/
Connection holes	6 holes	2/4 holes
Water spray	Internal irrigation	Internal irrigation
Connection	E-type	E-type
Rotation speed	18,000-20,000rpm	18,000-20,000rpm
Noise	≤70dB	≤70dB
Working pressure	245-392kPa	245-392kPa
Atomized water pressure	200kPa	200kPa
Atomized air pressure	200kPa	200kPa
N.W	130g	108g

Order code	SIF-01C	SIN-03C
CE	1020L-M4	1020-M4
Light	Fiber optic	/
Speed ratio	1:1	1:1
Water spray	Internal irrigation	Internal irrigation
Connection	E-type	E-type
Max Rotation speed	40,000rpm	40,000rpm
Noise	≤70dB	≤70dB
Chuck type	Swivel ring type	Swivel ring type
Applicable bur	Φ2.35mm	Φ2.35mm
N.W	88g	96g

External irrigation low speed dental handpiece



Order code	S-06	S-08
CE	1024-B2	1021-M4
Light	/	/
Speed ratio	1:1	1:1
Water spray	External irrigation	External irrigation
Connection	E-type	E-type
Rotation speed	16,000-20,000rpm	16,000-20,000rpm
Noise	≤70dB	≤70dB
Chuck type	Latch type	Push type
Applicable bur	Φ2.35mm	Φ2.35mm
N.W	185g	185g



Order code	S-03	S-09
CE	1024-B2	1024-B2
Light	/	/
Speed ratio	1:1	1:1
Water spray	External irrigation	External irrigation
Connection	E-type	E-type
Rotation speed	16,000-20,000rpm	16,000-20,000rpm
Noise	≤70dB	≤70dB
Chuck type	Latch type	Push type
Applicable bur	Φ2.35mm	Φ2.35mm
N.W	173g	160g



Order code	CEN-01C	CEN-21C	CEN-08C
CE	1024-B2	1024-B2	1024-B2
Light	/	/	/
Speed ratio	1:1	1:1	1:1
Water spray	External irrigation	External irrigation	External irrigation
Connection	E-type	E-type	E-type
Max Rotation speed	20,000rpm	20,000rpm	20,000rpm
Noise	≤70dB	≤70dB	≤70dB
Chuck type	Push button	Latch type	Push button
Applicable bur	Φ2.35mm	Φ2.35mm	Φ2.35mm
N.W	42g	42g	44g



Order code	CEN-11C	CEN-31C
CE	1024-B2	1024-B2
Light	/	/
Speed ratio	1:1	1:1
Water spray	External irrigation	External irrigation
Connection	E-type	E-type
Max Rotation speed	20,000rpm	20,000rpm
Noise	≤70dB	≤70dB
Chuck type	Push button	Screw type
Applicable bur	Φ1.60mm	/
N.W	42g	44g



Order code	BEN-02C/MEN-02C	BEN-08C/MEN-08C
CE	1024-B2	1024-B2
Light	/	/
Connection holes	2/4 holes	2/4 holes
Water spray	External irrigation	External irrigation
Connection	E-type	E-type
Rotation speed	16,000-20,000rpm	16,000-20,000rpm
Noise	≤70dB	≤70dB
Working pressure	245-392kPa	245-392kPa
Atomized water pressure	200kPa	200kPa
Atomized air pressure	200kPa	200kPa
N.W	90g	65g



Order code	SEN-04C	SEN-08C
CE	1024-B2	1024-B2
Light	/	/
Speed ratio	1:1	1:1
Water spray	External irrigation	External irrigation
Connection	E-type	E-type
Max Rotation speed	20,000rpm	20,000rpm
Noise	≤70dB	≤70dB
Chuck type	Swivel ring type	Swivel ring type
Applicable bur	Φ2.35mm	Φ2.35mm
N.W	53g	50g

Reduction speed dental handpiece



ORDER:L6-06
For hand file
(Max 10,000rpm)
Reciprocating movement



ORDER:L6-08
For hand file
(Max 10,000rpm)
Up&down 1.4mm movement



ORDER:L6-01
For kavo (CAφ2.35)
CA bur head
(Max 10,000rpm)



ORDER:L6-05
For kavo
IPR strips head
(Max 10,000rpm)



Order code	R04N-01C
CE	3040CH
Light	/
Speed ratio	4:1
Water spray	Internal irrigation
Connection	E-type
Max Rotation speed	10,000rpm
Noise	≤70dB
Chuck type	Push button
Applicable bur	Φ2.35mm
N.W	80g

Order code	R04F-01C	R04N-41C	R16N-51C
CE	3040CH	3040CH	3040CH
Light	Fiber optic	/	/
Speed ratio	4:1	4:1	16:1
Water spray	Internal irrigation	Internal irrigation	Internal irrigation
Connection	E-type	E-type	E-type
Max Rotation speed	10,000rpm	10,000rpm	2,500rpm
Noise	≤70dB	≤70dB	≤70dB
Chuck type	Push button	Key type	Push button
Applicable bur	Φ2.35mm	Φ2.35mm	Φ3.80-4.00mm
N.W	80g	80g	80g

Order code	SE04N-01C	RE04N-03C	RE04N-04C
CE	1024-B2	1021-M4	1021-M4
Light	/	/	/
Speed ratio	4:1	4:1	4:1
Water spray	/	External irrigation	External irrigation
Connection	E-type	E-type	E-type
Max Rotation speed	5,000rpm	5,000rpm	5,000rpm
Noise	≤70dB	≤70dB	≤70dB
Chuck type	/	Push button	Screw type
Applicable bur	Prophy angle	Φ3.80-4.00mm	M1.8x0.3
N.W	45g	45g	45g

Surgical handpiece

SIN-02C Surgical Straight Handpiece

CE:1020-M4



Order code	SIN-02C
CE	1020-M4
Light	/
Speed ratio	1:1
Water spray	Internal & External irrigation
Connection	E-type
Max Rotation speed	40,000rpm
Noise	≤70dB
Chuck type	Swivel ring type
Applicable bur	Φ2.35mm
N.W	89g



Order code	SIF-03C	SEN-07C
CE	1020L-M4	1024-B2
Light	Fiber optic	/
Speed ratio	1:1	1:1
Water spray	Internal & External irrigation	External irrigation
Connection	E-type	E-type
Max Rotation speed	40,000rpm	20,000rpm
Noise	≤70dB	≤70dB
Chuck type	Swivel ring type	Swivel ring type
Applicable bur	Φ2.35mm	Φ2.35mm
N.W	97g	54g



Order code	SEN-09C	SEN-10C
CE	1024-B2	1024-B2
Light	/	/
Speed ratio	1:2	1:1
Water spray	External irrigation	External irrigation
Connection	E-type	E-type
Max Rotation speed	30,000rpm	20,000rpm
Noise	≤70dB	≤70dB
Chuck type	Swivel ring type	Swivel ring type
Applicable bur	Φ2.35mm	Φ2.35mm
N.W	67g	85g

DIL-22C

Built-in brushless motor
CE:3050 EM-1



Touch screen



Order code	DIL-22C
CE	3050EM-1
Light	LED
Speed ratio	16:1, 1:1, 1:5, 1:4.2
Water spray	Internal irrigation
Connection	E-type
Max Rotation speed	40,000rpm
Noise	≤60dB
Water supply	Above 65 ml/min(0.2MPa)
Air supply	Above 1.5 L/min(0.2MPa)
Cool hydraulic pressure	0.2MPa
Max Torque of Motor	3.0N.cm
Control unit size	L148×W80×H17mm
Motor size	Φ22×L74mm
Voltage input	DC 24-36V
N.W	77g



Order code	I05F-01C	I04F-01C
CE	1020L-M4	1020L-M4
Light	Fiber optic	Fiber optic
Speed ratio	1:5	1:4.2
Water spray	Internal irrigation	External irrigation
Connection	E-type	E-type
Max Rotation speed	200,000rpm	168,000rpm
Noise	≤70dB	≤70dB
Chuck type	Push button	Push button
Applicable bur	Φ1.6mm	Φ1.6mm
N.W	70g	74g



Order code	R01F-01C	R16N-51C
CE	1020L-M4	3040CH
Light	Fiber optic	/
Speed ratio	1:1	16:1
Water spray	Internal irrigation	Internal irrigation
Connection	E-type	E-type
Max Rotation speed	40,000rpm	2,500rpm
Noise	≤70dB	≤70dB
Chuck type	Push button	Push button
Applicable bur	Φ1.60mm/Φ2.35mm	Φ3.80-4.00mm
N.W	80g	80g

DIL-20C Brushless motor

CE:3050 EM-1



Order code	DIL-20C
CE	3050EM-1
Light	LED
Speed ratio	16:1, 1:1, 1:5
Water spray	Internal irrigation
Connection	E-type
Max Rotation speed	40,000rpm
Noise	≤60dB
Water supply	Above 65 ml/min(0.2MPa)
Air supply	Above 1.5 L/min(0.2MPa)
Cool hydraulic pressure	0.2MPa
Max Torque of Motor	> 2.0N.cm
Control unit size	L158×W126×H59mm
Motor size	Φ22×L71mm
Voltage input	DC 32V



Order code	I05F-01C
CE	1020L-M4
Light	Fiber optic
Speed ratio	1:5
Water spray	Internal irrigation, 3 holes
Connection	E-type
Max Rotation speed	200,000rpm
Noise	≤70dB
Chuck type	Push button
Applicable bur	Φ1.6mm
N.W	70g



Order code	R01F-01C	R16N-51C
CE	1020L-M4	3040CH
Light	Fiber optic	/
Speed ratio	1:1	16:1
Water spray	Internal irrigation	Internal irrigation
Connection	E-type	E-type
Max Rotation speed	40,000rpm	2,500rpm
Noise	≤70dB	≤70dB
Chuck type	Push button	Push button
Applicable bur	Φ1.60mm/Φ2.35mm	Φ3.80-4.00mm
N.W	80g	80g

DIL-21C

Surgery motor

CE:3050EM-1



Order code	DIL-21C
CE	3050EM-1
Light	/
Water spray	Self-pumping water
Connection	E-type
Max Rotation speed	50,000rpm
Noise	≤60dB
Max Torque of Motor	> 1.0N.cm
Control unit size	L225×W90×H100mm
Motor size	Φ23×L145mm
Voltage input	110-220V
N.W	1900g



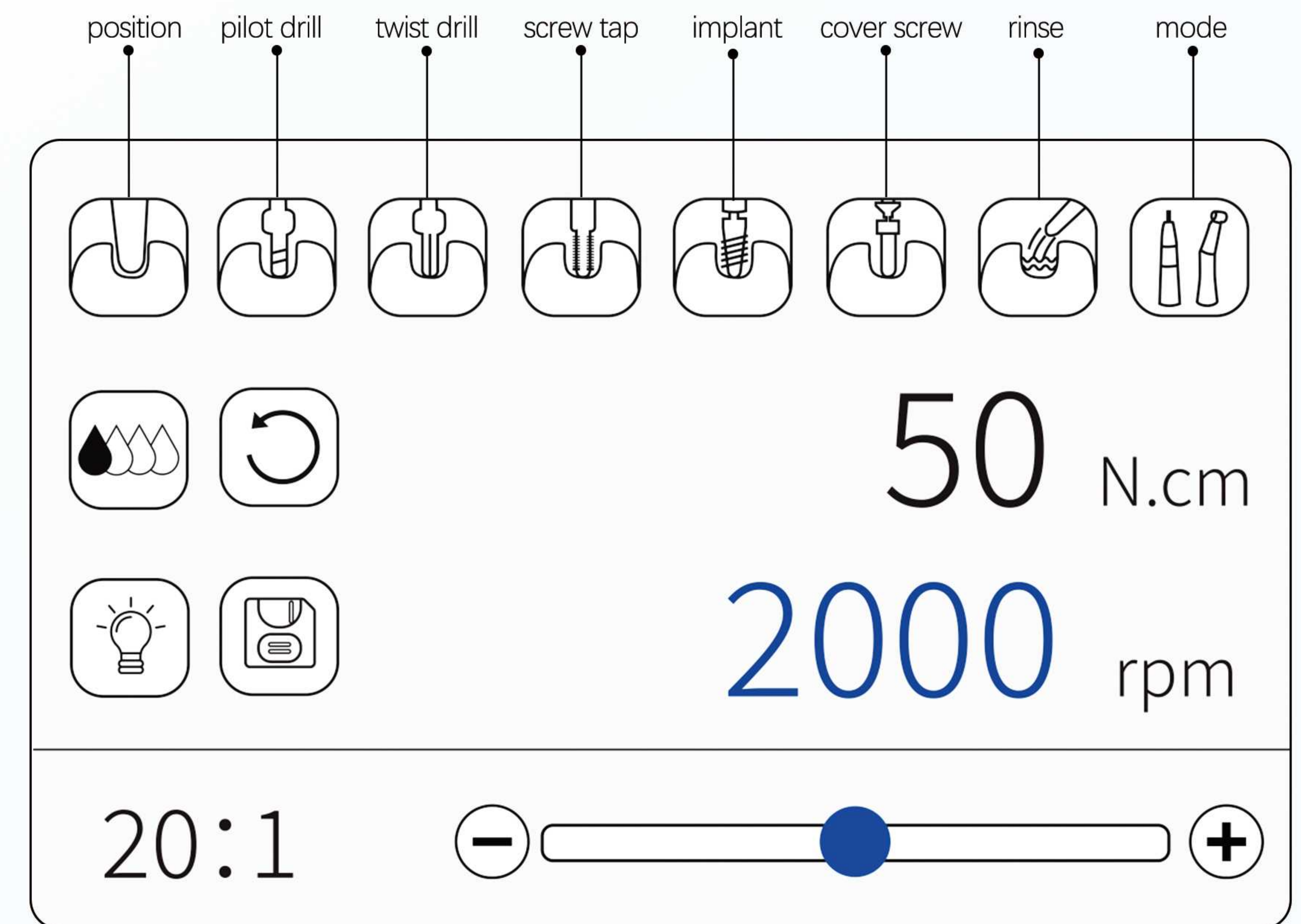
Order code	I04F-01C
CE	1020L-M4
Light	Fiber optic
Speed ratio	1:4.2
Water spray	External irrigation
Connection	E-type
Max Rotation speed	168,000rpm
Noise	≤70dB
Chuck type	Push button
Applicable bur	Φ1.6mm
N.W	74g



Order code	CEN-01C	SEN-07C
CE	1024-B2	1024-B2
Light	/	/
Speed ratio	1:1	1:1
Water spray	External irrigation	External irrigation
Connection	E-type	E-type
Max Rotation speed	20,000rpm	20,000rpm
Noise	≤70dB	≤70dB
Chuck type	Push button	Swivel ring type
Applicable bur	Φ2.35mm	Φ2.35mm
N.W	42g	54g

EM-3

8-Inch touch screen

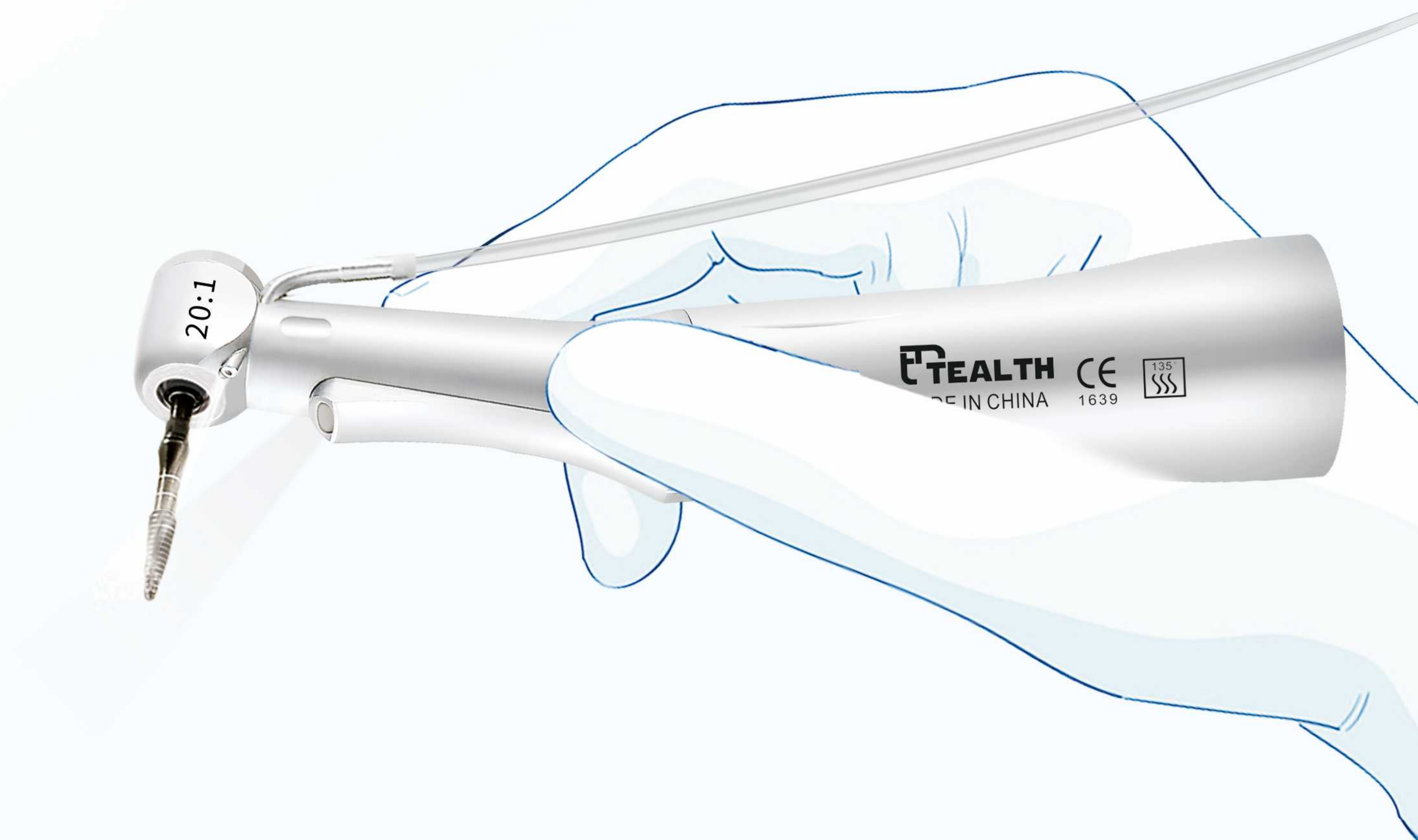


Motor with fiber optic: Yes	Rated voltage range of motor speed: (100-40,000)r/min
Voltage:220VAC/110VAC	Cooling water flow rate at 100%: > 90ml/min
Voltage fluctuation: ±10%	Operation model: 8 models
Rated current: 0.1-0.8A	Packing Size: 428mm*328mm*255mm
Frequency: 50/60Hz	Net weight/Gross weight[KG]: 5.7/7.3
Power fuse: 2*250V-T1.25AH	Color: White
Maximum power consumption: 170VA	Recommended coolant: Distilled/Purified water
Maximum mechanical output power: 70W	Water quality&water hardness range: Distilled/Purified water,water hardness < 6.5mmol/L
With 20:1 maximum torque 70N.cm	Maximum allowable load: ≤1.5KG
size of motor:107.6*23.3mm	Weight of motor:122g

Implant contra angle



Powerful Durable Stable



Order code	R201F	R201L	R201N
CE	3201CH	3201CH	3203CH
Light	Fiber optic	LED, E-generator	/
Speed ratio	20:1	20:1	20:1
Water spray	Internal & External irrigation	Internal & External irrigation	Internal & External irrigation
Connection	E-type	E-type	E-type
Max Rotation speed	2,000rpm	2,000rpm	2,000rpm
Noise	≤70dB	≤70dB	≤70dB
Chuck type	Push button	Push button	Push button
Applicable bur	Φ2.35mm	Φ2.35mm	Φ2.35mm
N.W	79g	86g	79g
Torque	80N.cm	80N.cm	80N.cm

High torque, up to 80N.cm



Imported bearings



S-11 Metal strips IPR kit

CE:1021-M4



S-12 Plastic strips IPR kit

Model:1021-M4



IPR-02C

4:1 IPR contra angle

CE:1021-M4

Gear ratio:4:1

Stroke:1.4mm

Rotation speed:10,000rpm

N.W:43g

ORDER:L8-02



Order:C-SB
CE:M-SS
Serrated saw



Left:CL-15
Right:CR-15
Double:C-15
CE:M-15
For pre polishing



Left:CL-25
Right:CR-25
Double:C-25
CE:M-25
For finishing



Left:CL-40
Right:CR-40
Double:C-40
CE:M-40
For contouring



Left:CL-60
Right:CR-60
Double:C-60
CE:M-60
For reducing



Left:CL-90
Right:CR-90
Double:C-90
CE:M-90
For opening contacts

CK-21 Quick Coupling Handpiece



Quick Coupling Handpiece

ORDER:TPF3-D-N4
CE:2300PQL-M4
Fiber optic
NSK coupling 6 holes



ORDER:TPF3-D-N6
CE:2300PQL-M4
Fiber optic
NSK coupling 4 holes

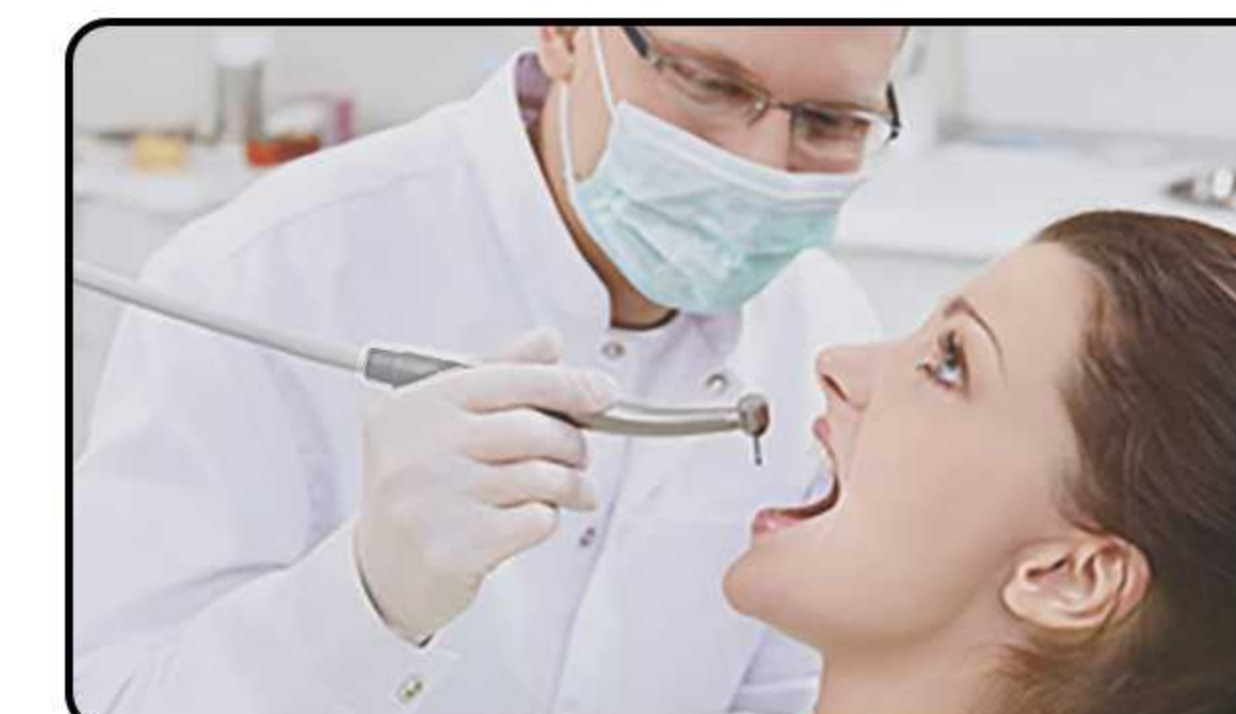


ORDER:TPF3-D-K4
CE:2300PQL-M4
LED
Kavo coupling 4 holes

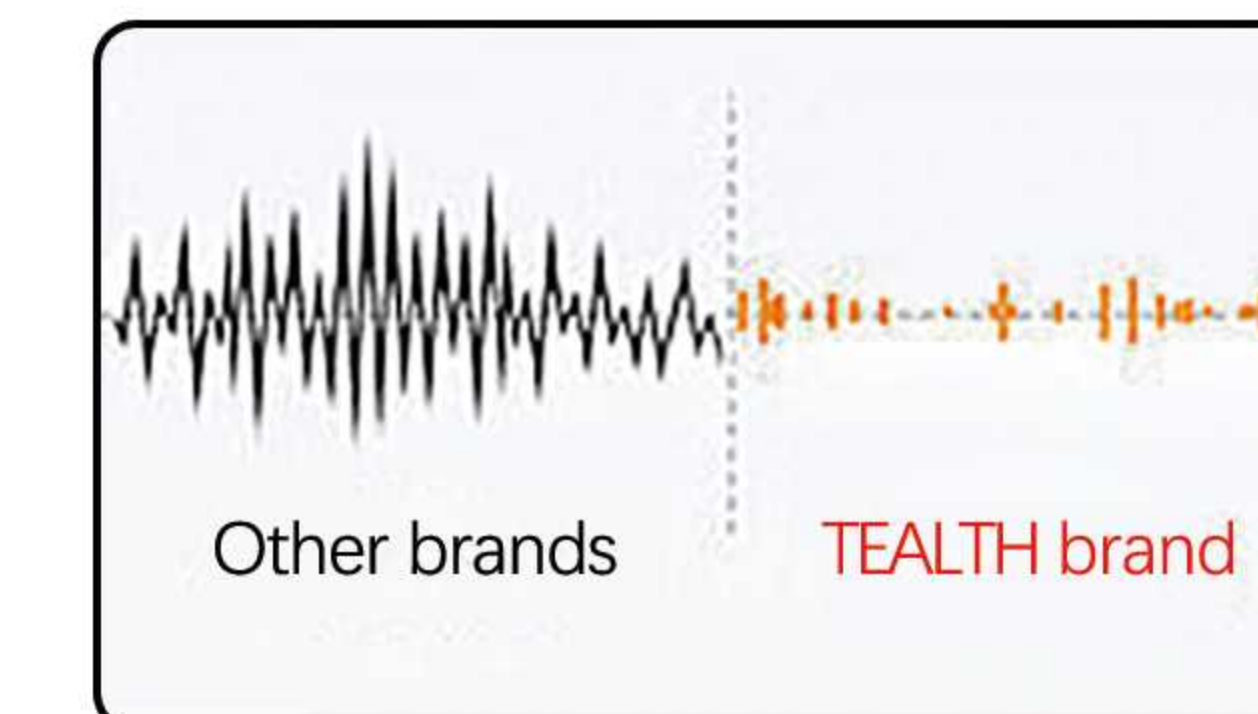


Order code	CK-21
CE	2300PQL-M4
Light	Fiber optic
Radial vibration	≤0.03mm
Bearings	German bearings
Head	Torque
Head size	Φ12.5*H13.3 mm
Water spray	Triple water spray
Connection	4 or 6 holes, Kavo coupling
Rotation speed	320,000-350,000rpm
Noise	≤60dB
Chuck type	Push button
Working pressure	0.28MPa-0.30MPa
Autoclave	135°C
Weight	53g

Low noise and comfortable



Radial vibration < 0.03mm



Infinite efficiency



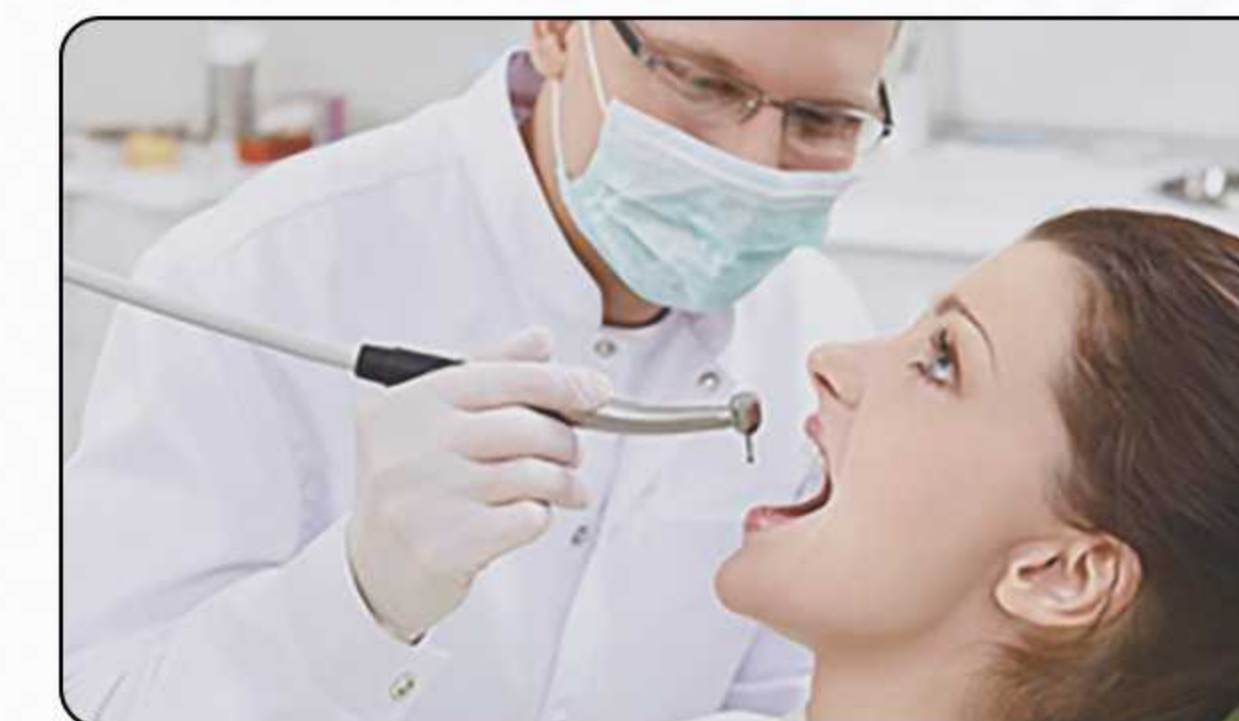
CK-11

Balanced cartridge more stable and longer service life

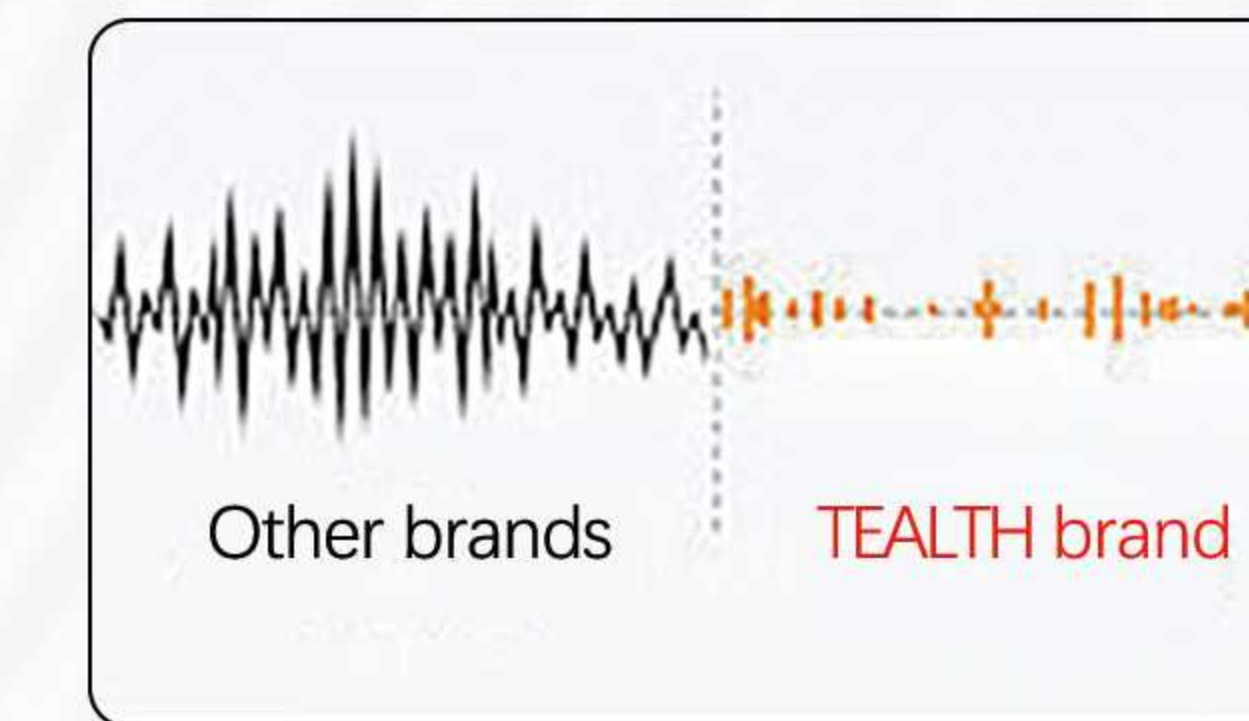


Order code	CK-11	CK-01
CE	2300PL-M4	2300P-B2
Light	LED light	/
Radial vibration	≤0.03mm	≤0.03mm
Bearings	German bearings	German bearings
Head	Torque	Torque
Head size	Φ12.5*H13.3 mm	Φ12.5*H13.3 mm
Water spray	Triple water spray	Triple water spray
Connection	4 or 2 holes	4 or 2 holes
Rotation speed	300,000-350,000rpm	300,000-350,000rpm
Noise	≤60dB	≤60dB
Chuck type	Push button	Push button
Working pressure	0.28MPa-0.30MPa	0.28MPa-0.30MPa
Autoclave	135°C	135°C
Weight	70g	66g

Low noise and comfortable



Radial vibration<0.03mm



Imported bearings, stable and durable



H13.3mm with good view



3 water spray with perfect cooling, SMD lamp, never damaged LED



Powerful cutting



CK-18




Order code	CK-08
CE	2304P-B2/2304P-M4
Light	/
Radial vibration	≤0.03mm
Bearings	Chinese bearings
Head	Torque
Head size	Φ12.5*H13.3 mm
Water spray	Single water spray
Connection	4 or 2 holes
Rotation speed	300,000-350,000rpm
Noise	≤65dB
Chuck type	Push button
Working pressure	0.28MPa-0.30MPa
Autoclave	135°C
Weight	43g



Order code	CK-18	CK-12
CE	2303PL-M4/2303PL-B2	2300PL-M4/2300PL-B2
Light	LED light	LED light
Radial vibration	≤0.03mm	≤0.03mm
Bearings	Chinese bearings	Chinese bearings
Head	Torque	Torque
Head size	Φ12.5*H13.3 mm	Φ12.5*H13.3 mm
Water spray	Triple water spray	Triple water spray
Connection	4 or 2 holes	4 or 2 holes
Rotation speed	300,000-350,000rpm	300,000-350,000rpm
Noise	≤65dB	≤65dB
Chuck type	Push button	Push button
Working pressure	0.28MPa-0.30MPa	0.28MPa-0.30MPa
Autoclave	135°C	135°C
Weight	65g	70g

Clean head system stops blood and foreign matter from entering the head



Torque head
Powerful cutting forces



Stainless steel body
Scratch-resistant handles

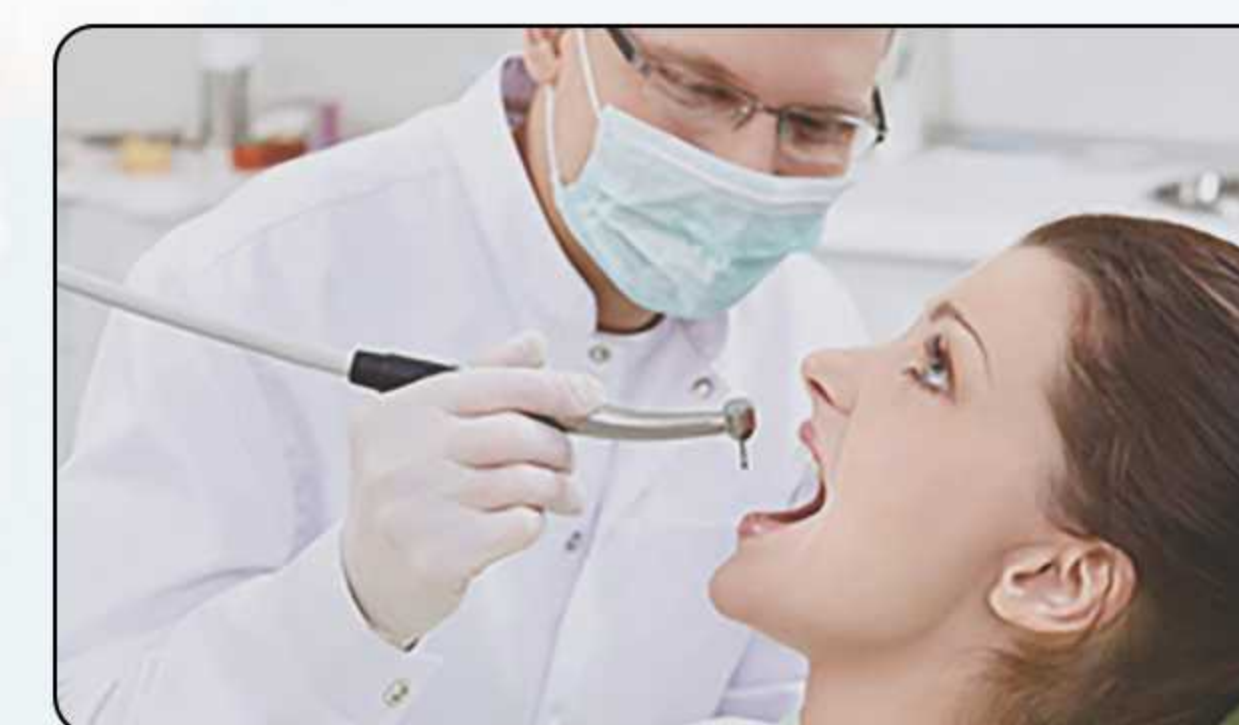


CK-22

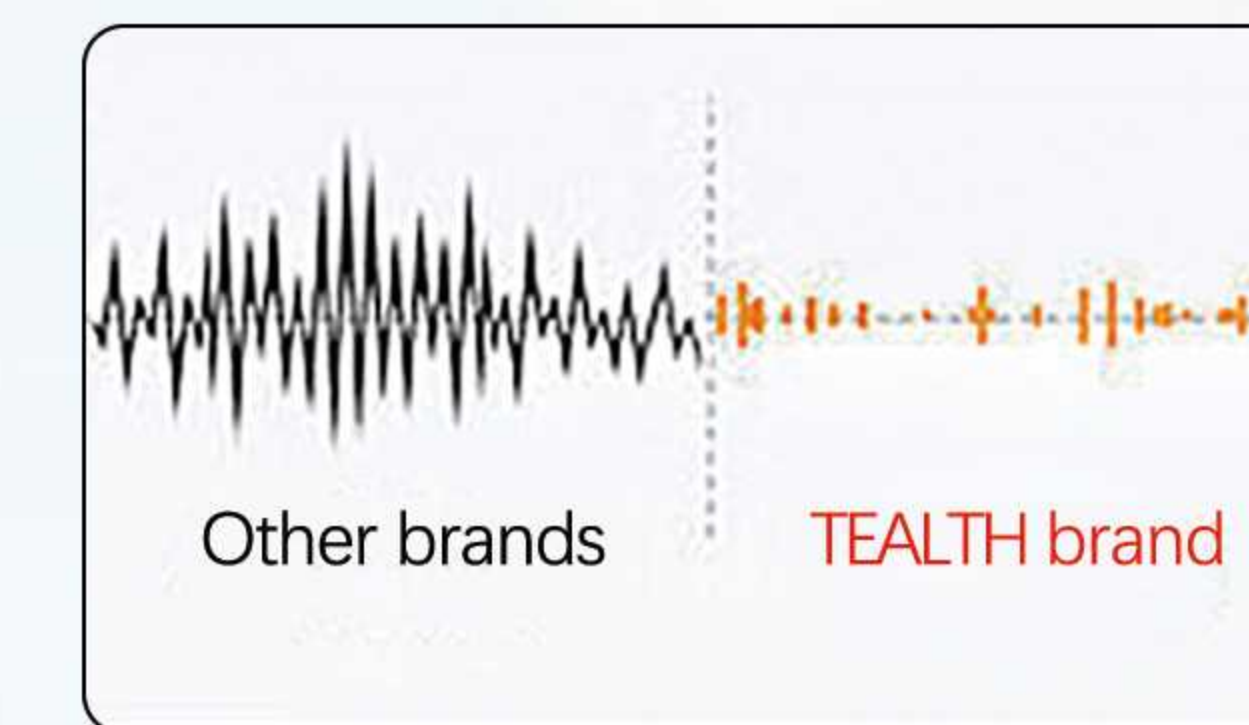


Order code	CK-22	CK-02
CE	2303PL-M4	2303PL-B2
Light	LED light	/
Radial vibration	≤0.03mm	≤0.03mm
Bearings	German bearings	German bearings
Head	Mini	Mini
Head size	Φ9.8*H10.8mm	Φ9.8*H8.5mm
Water spray	Single water spray	Single water spray
Connection	4 or 2 holes	4 or 2 holes
Rotation speed	360,000-400,000rpm	360,000-400,000rpm
Noise	≤65dB	≤65dB
Chuck type	Push button	Push button
Working pressure	0.25MPa	0.25MPa
Autoclave	135°C	135°C
Weight	53g	53g

Low noise and comfortable



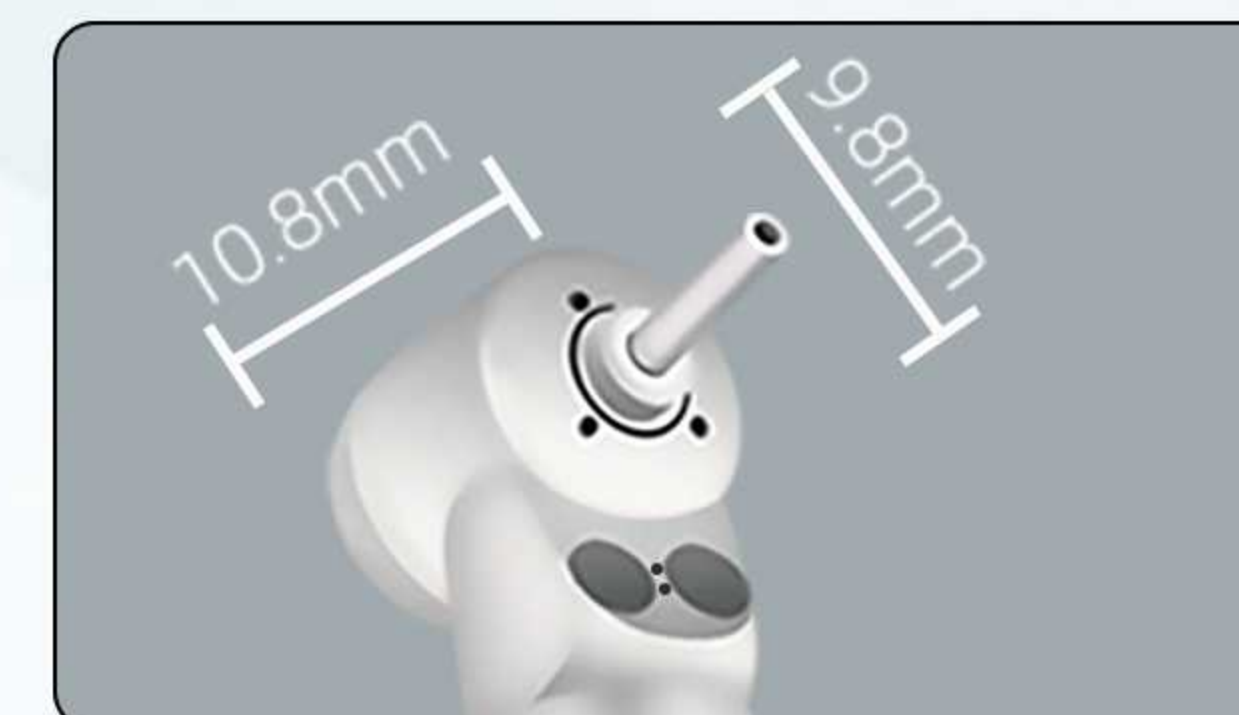
Radial vibration < 0.03mm



Imported bearings, stable and durable



Mini Size



Led light offers good view during treatment



Great in performance for treating children



45SPL-Q-M4

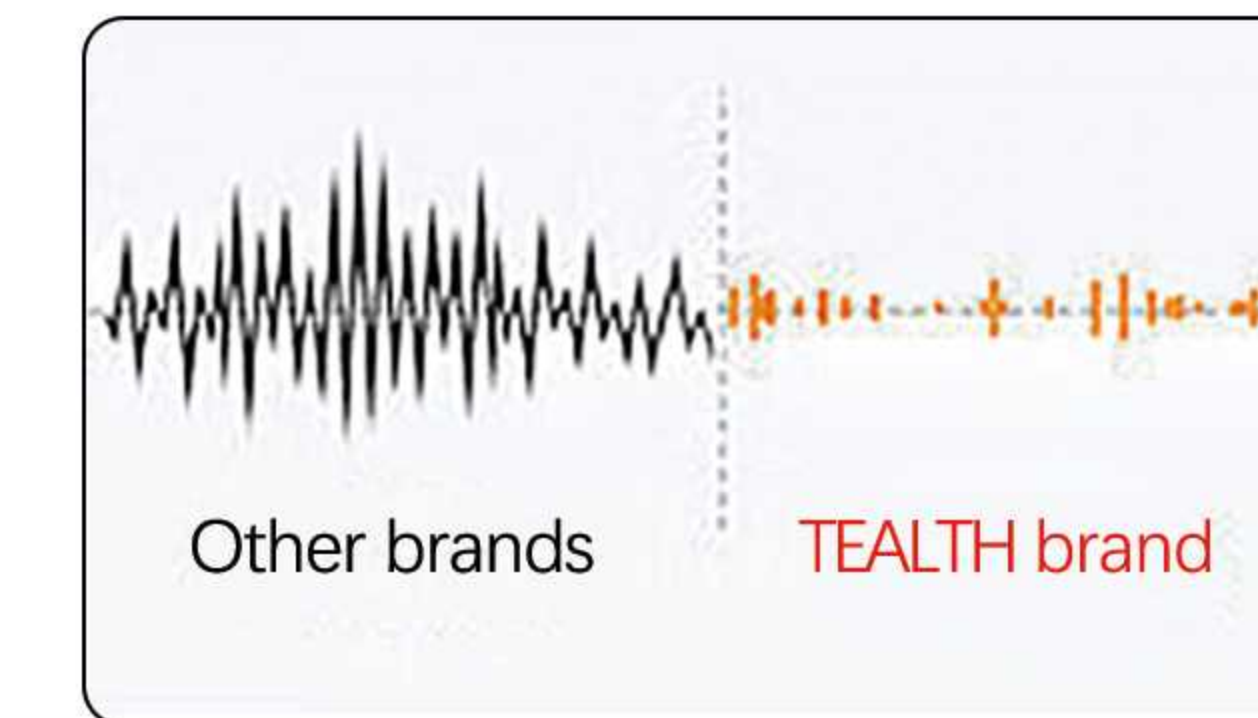


Order code	45SPL-Q-M4	CK-45
CE	2300PL-45	2300P-45B
Light	LED light	/
Radial vibration	≤0.03mm	≤0.03mm
Bearings	German bearings	German bearings
Head	45°	45°
Head size	Φ13.15*H12.5mm	Φ13.15*H12.5mm
Water spray	Rear Exhaust	Rear Exhaust
Connection	4 or 2 holes	4 or 2 holes
Rotation speed	320,000-350,000rpm	320,000-350,000rpm
Noise	≤60dB	≤60dB
Chuck type	Push button	Push button
Working pressure	0.28MPa-0.30MPa	0.28MPa-0.30MPa
Autoclave	135°C	135°C
Weight	75g	70g

Low noise and comfortable



Radial vibration < 0.03mm



Imported bearings, stable and durable



Rear exhaust to prevent emphysema



LED light offers good view during treatment



Powerful cutting



CEN-20C

Implant torque wrench

Model code:3206CH



Torque: 5-35N.cm

Chuck type: Latch type

6pcs screws

Bur size: 2.35mm

DIO/3i/C-Tech/ICM/T-PLUS



30.0mm 23.5mm

ITI



30.0mm 23.5mm

Basic



30.0mm 23.5mm

Oiling and Cleaning Machine



ORDER:ZY-1.1



Lubrication
ORDER:L8-01
GSJT-008

Repair tool



Repair tool
ORDER:L8-03



Low speed handpiece repair tool
ORDER:L8-06

Heads



ORDER:E01N-01C
CA:φ2.35
Endo head



ORDER:E16N-01C
CA:φ2.35
Endo head



ORDER:L6-20
For IPR strip
IPR Contra angle head



ORDER:L6-11
CA:φ2.35
Contra angle head



ORDER:L6-09
CA:φ2.35
Contra angle head



ORDER:L6-18
Hand file
Endo Contra angle head



ORDER:L6-01
For kavo (CAφ2.35)
CA bur head
(Max 10,000r/min)



ORDER:L6-02
For kavo (CAφ1.6)
FG bur head
(Max 10,000r/min)



ORDER:L6-05
For kavo
IPR strips head
(Max 20,000r/min)

Spindle



9.8mm
ORDER:360013



10.6mm
ORDER:360006



11.8mm
ORDER:360009



12.8mm
ORDER:360008



13.75mm
ORDER:360007



14.2mm
ORDER:360012