

# AC TUBULAR MOTOR

## DM59RM




**RM: Manual Radio**  
Mechanic Limit + Built-in Receiver + Manual Function+  
Dot-move& light-adjust functions

Outline



Use



Motorized Awning




Motorized Roller Door

Dimension drawing



Inner structure picture



Motor type explanation

**DM 59 RM - 60 / 15**  
DOOYA Tube Manual Rated Torque Output Speed  
Tubular Motor Diameter Radio (N.m) (rpm)

| Rated Torque (N.m) | Output Speed (rpm) | Tube Diameter (mm) | Rated Voltage (V) | Frequency (Hz) | Rated Power (W) | Rated Current (A) | Continuous Running Time (min) | Protection Degree (IP) | Max Limit Turns | L1 / L2 (mm) |
|--------------------|--------------------|--------------------|-------------------|----------------|-----------------|-------------------|-------------------------------|------------------------|-----------------|--------------|
|--------------------|--------------------|--------------------|-------------------|----------------|-----------------|-------------------|-------------------------------|------------------------|-----------------|--------------|

Technical Data

**230V / 50Hz**

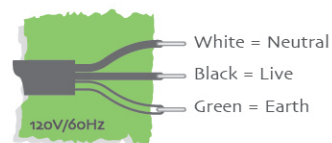
Product Certificate

|                               |                |     |    |    |     |    |     |      |   |      |    |         |
|-------------------------------|----------------|-----|----|----|-----|----|-----|------|---|------|----|---------|
| <b>DM59RM</b><br>Manual Radio | DM59RM - 60/15 | 60  | 15 | 59 | 230 | 50 | 310 | 1.35 | 4 | IP44 | 22 | 788/772 |
|                               | DM59RM - 80/15 | 80  | 15 | 59 | 230 | 50 | 330 | 1.43 | 4 | IP44 | 22 | 788/772 |
|                               | DM59RM - 100/9 | 100 | 9  | 59 | 230 | 50 | 340 | 1.52 | 4 | IP44 | 22 | 788/772 |
|                               | DM59RM - 120/9 | 120 | 9  | 59 | 230 | 50 | 350 | 1.56 | 4 | IP44 | 22 | 788/772 |

**120V / 60Hz**

Product Certificate

|                               |                 |     |    |    |     |    |     |      |   |      |    |         |
|-------------------------------|-----------------|-----|----|----|-----|----|-----|------|---|------|----|---------|
| <b>DM59RM</b><br>Manual Radio | DM59RM - 60/14  | 60  | 14 | 59 | 120 | 60 | 278 | 2.41 | 4 | IP44 | 22 | 788/772 |
|                               | DM59RM - 80/14  | 80  | 14 | 59 | 120 | 60 | 340 | 2.94 | 4 | IP44 | 22 | 788/772 |
|                               | DM59RM - 100/11 | 100 | 11 | 59 | 120 | 60 | 340 | 2.94 | 4 | IP44 | 22 | 788/772 |



# AC TUBULAR MOTOR

## DM59S




**S: Standard**  
Mechanic Limit

Outline



Use

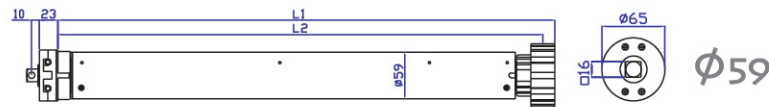


Motorized Awning



Motorized Roller Door

Dimension drawing



Inner structure picture



Motor type explanation

**DM** DOOYA Tubular Motor    **59** Tube Diameter    **S** Standard    **60** Rated Torque (N.m)    **15** Output Speed (rpm)

| Technical Data | Rated Torque (N.m) | Output Speed (rpm) | Tube Diameter (mm) | Rated Voltage (V) | Frequency (Hz) | Rated Power (W) | Rated Current (A) | Continuous Running Time (min) | Protection Degree (IP) | Max Limit Turns | L1 / L2 (mm) |
|----------------|--------------------|--------------------|--------------------|-------------------|----------------|-----------------|-------------------|-------------------------------|------------------------|-----------------|--------------|
|----------------|--------------------|--------------------|--------------------|-------------------|----------------|-----------------|-------------------|-------------------------------|------------------------|-----------------|--------------|

### 230V / 50Hz

Product Certificate **RoHS**

|              |               |     |    |    |     |    |     |      |   |      |    |         |
|--------------|---------------|-----|----|----|-----|----|-----|------|---|------|----|---------|
| <b>DM59S</b> | DM59S - 60/15 | 60  | 15 | 59 | 230 | 50 | 310 | 1.35 | 4 | IP44 | 22 | 599/584 |
| Standard     | DM59S - 80/15 | 80  | 15 | 59 | 230 | 50 | 330 | 1.43 | 4 | IP44 | 22 | 599/584 |
|              | DM59S - 100/9 | 100 | 9  | 59 | 230 | 50 | 340 | 1.52 | 4 | IP44 | 22 | 599/584 |
|              | DM59S - 120/9 | 120 | 9  | 59 | 230 | 50 | 350 | 1.56 | 4 | IP44 | 22 | 599/584 |

### 120V / 60Hz

Product Certificate **RoHS**

|              |                |     |    |    |     |    |     |      |   |      |    |         |
|--------------|----------------|-----|----|----|-----|----|-----|------|---|------|----|---------|
| <b>DM59S</b> | DM59S - 60/14  | 60  | 14 | 59 | 120 | 60 | 278 | 2.41 | 4 | IP44 | 22 | 599/584 |
| Standard     | DM59S - 80/14  | 80  | 14 | 59 | 120 | 60 | 340 | 2.94 | 4 | IP44 | 22 | 599/584 |
|              | DM59S - 100/11 | 100 | 11 | 59 | 120 | 60 | 340 | 2.94 | 4 | IP44 | 22 | 599/584 |





# AC TUBULAR MOTOR

## DM59M




**M: Manual**  
Mechanic Limit + Manual function

Outline



Use



Motorized Awning



Motorized Roller Door

Dimension drawing



Inner structure picture



Motor type explanation

**DM**   **59**   **M** - **60** / **15**  
DOOYA Tubular Motor   Tube Diameter   Radio   Rated Torque (N.m)   Output Speed (rpm)

| Technical Data | Rated Torque (N.m) | Output Speed (rpm) | Tube Diameter (mm) | Rated Voltage (V) | Frequency (Hz) | Rated Power (W) | Rated Current (A) | Continuous Running Time (min) | Protection Degree (IP) | Max Limit Turns | L1 / L2 (mm) |
|----------------|--------------------|--------------------|--------------------|-------------------|----------------|-----------------|-------------------|-------------------------------|------------------------|-----------------|--------------|
|----------------|--------------------|--------------------|--------------------|-------------------|----------------|-----------------|-------------------|-------------------------------|------------------------|-----------------|--------------|

**230V / 50Hz**

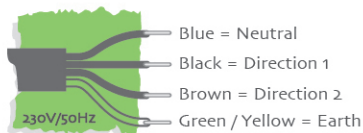
Product Certificate **RoHS**

|                        |               |     |    |    |     |    |     |      |   |      |    |         |
|------------------------|---------------|-----|----|----|-----|----|-----|------|---|------|----|---------|
| <b>DM59M</b><br>Manual | DM59M - 60/15 | 60  | 15 | 59 | 230 | 50 | 310 | 1.35 | 4 | IP44 | 22 | 638/622 |
|                        | DM59M - 80/15 | 80  | 15 | 59 | 230 | 50 | 330 | 1.43 | 4 | IP44 | 22 | 638/622 |
|                        | DM59M - 100/9 | 100 | 9  | 59 | 230 | 50 | 340 | 1.52 | 4 | IP44 | 22 | 638/622 |
|                        | DM59M - 120/9 | 120 | 9  | 59 | 230 | 50 | 350 | 1.56 | 4 | IP44 | 22 | 638/622 |

**120V / 60Hz**

Product Certificate **RoHS**

|                        |                |     |    |    |     |    |     |      |   |      |    |         |
|------------------------|----------------|-----|----|----|-----|----|-----|------|---|------|----|---------|
| <b>DM59M</b><br>Manual | DM59M - 60/14  | 60  | 14 | 59 | 120 | 60 | 278 | 2.41 | 4 | IP44 | 22 | 638/622 |
|                        | DM59M - 80/14  | 80  | 14 | 59 | 120 | 60 | 340 | 2.94 | 4 | IP44 | 22 | 638/622 |
|                        | DM59M - 100/11 | 100 | 11 | 59 | 120 | 60 | 340 | 2.94 | 4 | IP44 | 22 | 638/622 |



# AC TUBULAR MOTOR

## DM59ML



**ML: Manual Outer-clutch**  
Mechanic Limit + Manual Outer-clutch

Outline



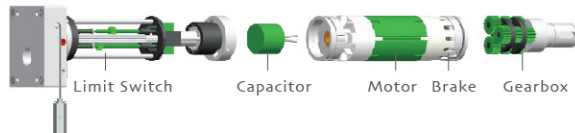
Use



Dimension drawing



Inner structure picture



Motor type explanation

**DM** DOOYA Tubular Motor    **59** Tube Diameter    **ML** Manual Outer-clutch    **- 60 / 15** Rated Torque (N.m) / Output Speed (rpm)

| Technical Data             | Rated Torque (N.m)              | Output Speed (rpm) | Tube Diameter (mm) | Rated Voltage (V) | Frequency (Hz) | Rated Power (W) | Rated Current (A) | Continuous Running Time (min) | Protection Degree (IP) | Max Limit Turns | L1 / L2 (mm) |
|----------------------------|---------------------------------|--------------------|--------------------|-------------------|----------------|-----------------|-------------------|-------------------------------|------------------------|-----------------|--------------|
| <b>230V / 50Hz</b>         |                                 |                    |                    |                   |                |                 |                   |                               |                        |                 |              |
|                            | Product Certificate <b>RoHS</b> |                    |                    |                   |                |                 |                   |                               |                        |                 |              |
| <b>DM59ML</b>              | DM59ML - 60/15                  | 60                 | 15                 | 59                | 230            | 50              | 310               | 1.35                          | 4                      | IP44            | 22 638/622   |
| <b>Manual Outer-clutch</b> | DM59ML - 80/15                  | 80                 | 15                 | 59                | 230            | 50              | 330               | 1.43                          | 4                      | IP44            | 22 638/622   |
|                            | DM59ML - 100/9                  | 100                | 9                  | 59                | 230            | 50              | 340               | 1.52                          | 4                      | IP44            | 22 638/622   |
|                            | DM59ML - 120/9                  | 120                | 9                  | 59                | 230            | 50              | 350               | 1.56                          | 4                      | IP44            | 22 638/622   |
| <b>120V / 60Hz</b>         |                                 |                    |                    |                   |                |                 |                   |                               |                        |                 |              |
|                            | Product Certificate <b>RoHS</b> |                    |                    |                   |                |                 |                   |                               |                        |                 |              |
| <b>DM59ML</b>              | DM59ML - 60/14                  | 60                 | 14                 | 59                | 120            | 60              | 278               | 2.41                          | 4                      | IP44            | 22 638/622   |
| <b>Manual Outer-clutch</b> | DM59ML - 80/14                  | 80                 | 14                 | 59                | 120            | 60              | 340               | 2.94                          | 4                      | IP44            | 22 638/622   |
|                            | DM59ML - 100/11                 | 100                | 11                 | 59                | 120            | 60              | 340               | 2.94                          | 4                      | IP44            | 22 638/622   |



# AC TUBULAR MOTOR

## DM59B

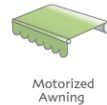


**B: Parallel Electronic**  
Electronic Limit + Parallel wiring+Set limit by button

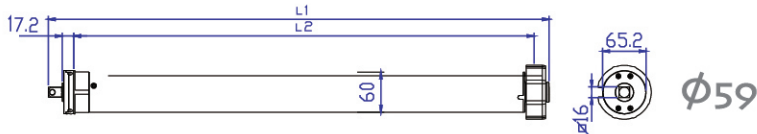
Outline



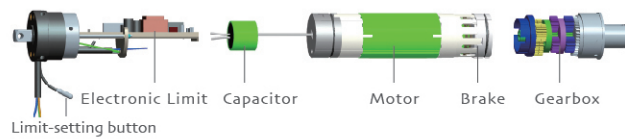
Use



Dimension drawing



Inner structure picture



Motor type explanation

**DM 59 B - 60 / 15**  
DOOYA Tubular Motor Tube Diameter Parallel Electronic Rated Torque (N.m) Output Speed (rpm)

| Technical Data | Rated Torque (N.m) | Output Speed (rpm) | Tube Diameter (mm) | Rated Voltage (V) | Frequency (Hz) | Rated Power (W) | Rated Current (A) | Continuous Running Time (min) | Protection Degree (IP) | Max Limit Turns | L1 / L2 (mm) |
|----------------|--------------------|--------------------|--------------------|-------------------|----------------|-----------------|-------------------|-------------------------------|------------------------|-----------------|--------------|
|----------------|--------------------|--------------------|--------------------|-------------------|----------------|-----------------|-------------------|-------------------------------|------------------------|-----------------|--------------|

### 230V / 50Hz

Product Certificate

|               |     |    |    |     |    |     |      |   |      |   |         |
|---------------|-----|----|----|-----|----|-----|------|---|------|---|---------|
| DM59B - 60/15 | 60  | 15 | 59 | 230 | 50 | 284 | 1.32 | 4 | IP44 | ∞ | 768/753 |
| DM59B - 80/15 | 80  | 15 | 59 | 230 | 50 | 280 | 1.26 | 4 | IP44 | ∞ | 768/753 |
| DM59B - 100/9 | 100 | 9  | 59 | 230 | 50 | 278 | 1.28 | 4 | IP44 | ∞ | 768/753 |
| DM59B - 120/9 | 120 | 9  | 59 | 230 | 50 | 289 | 1.26 | 4 | IP44 | ∞ | 768/753 |

### 120V / 60Hz

Product Certificate

|                |     |    |    |     |    |     |     |   |      |   |         |
|----------------|-----|----|----|-----|----|-----|-----|---|------|---|---------|
| DM59B - 60/14  | 60  | 14 | 59 | 120 | 60 | 244 | 1.9 | 4 | IP44 | ∞ | 768/753 |
| DM59B - 80/14  | 80  | 14 | 59 | 120 | 60 | 263 | 2   | 4 | IP44 | ∞ | 768/753 |
| DM59B - 100/11 | 100 | 11 | 59 | 120 | 60 | 234 | 2   | 4 | IP44 | ∞ | 768/753 |



# AC TUBULAR MOTOR

## DM59E



**E: Electronic Radio**  
Electronic Limit + Built-in Receiver+The third limit + Dot-move& light-adjust functions

Outline

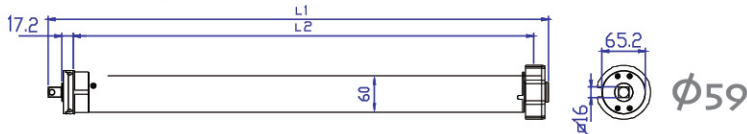


Use



Motorized Roller Door

Dimension drawing



Inner structure picture



Motor type explanation

**DM 59 E - 60 / 15**  
DOOYA Tubular Motor Tube Diameter Electronic Radio Rated Torque (N.m) Output Speed (rpm)

| Technical Data | Rated Torque (N.m) | Output Speed (rpm) | Tube Diameter (mm) | Rated Voltage (V) | Frequency (Hz) | Rated Power (W) | Rated Current (A) | Continuous Running Time (min) | Protection Degree (IP) | Max Limit Turns | L1 / L2 (mm) |
|----------------|--------------------|--------------------|--------------------|-------------------|----------------|-----------------|-------------------|-------------------------------|------------------------|-----------------|--------------|
|----------------|--------------------|--------------------|--------------------|-------------------|----------------|-----------------|-------------------|-------------------------------|------------------------|-----------------|--------------|

### 230V / 50Hz

Product Certificate

|                                  |               |     |    |    |     |    |     |      |   |      |   |         |
|----------------------------------|---------------|-----|----|----|-----|----|-----|------|---|------|---|---------|
| <b>DM59E</b><br>Electronic radio | DM59E - 60/15 | 60  | 15 | 59 | 230 | 50 | 284 | 1.32 | 4 | IP44 | ∞ | 768/753 |
|                                  | DM59E - 80/15 | 80  | 15 | 59 | 230 | 50 | 280 | 1.26 | 4 | IP44 | ∞ | 768/753 |
|                                  | DM59E - 100/9 | 100 | 9  | 59 | 230 | 50 | 278 | 1.28 | 4 | IP44 | ∞ | 768/753 |
|                                  | DM59E - 120/9 | 120 | 9  | 59 | 230 | 50 | 289 | 1.26 | 4 | IP44 | ∞ | 768/753 |

### 120V / 60Hz

Product Certificate

|                                  |                |     |    |    |     |    |     |     |   |      |   |         |
|----------------------------------|----------------|-----|----|----|-----|----|-----|-----|---|------|---|---------|
| <b>DM59E</b><br>Electronic radio | DM59E - 60/14  | 60  | 14 | 59 | 120 | 60 | 244 | 1.9 | 4 | IP44 | ∞ | 768/753 |
|                                  | DM59E - 80/14  | 80  | 14 | 59 | 120 | 60 | 263 | 2   | 4 | IP44 | ∞ | 768/753 |
|                                  | DM59E - 100/11 | 100 | 11 | 59 | 120 | 60 | 234 | 2   | 4 | IP44 | ∞ | 768/753 |

